


STREET VISION



SPAZZOLE TERGICRISTALLO
WIPER BLADES
BALAIS D'ESSUIE-GLACE
ESCOBILLAS LIMPIAPARABRISAS
WISCHBLÄTTER
ЩЕТКИ СТЕКЛООЧИСТИТЕЛЕЙ
PIÓRA WYCIERACZKI
ΥΑΛΟΚΑΘΑΡΙΣΤΗΡΕΣ

2020 / 2021





IT Vederci bene e in qualunque situazione.

Da questo semplice concetto nasce il progetto **STREET VISION** di **Top Light**. Poter guidare in sicurezza sotto una pioggia battente, come viaggiare sotto una nevicata o in mezzo alla nebbia o semplicemente in condizioni di scarsa visibilità senza dover affaticare la vista, sono solo alcuni degli obiettivi che ci poniamo quando pensiamo allo sviluppo dei nostri prodotti. **Facciamo di tutto affinché l'automobilista possa vederci bene, in marcia come in manovra e lo facciamo con ogni mezzo.**

EN See clearly, in any situation.

STREET VISION, a **Top Light** project, was created from this simple concept. To be able to drive safely in the pouring rain, or travel under a snowfall or in the fog or simply in conditions of poor visibility without straining your eyes. These are just some of the objectives we set for ourselves when we think about the development of our products. **We do everything we can to ensure that motorists can see clearly, either while driving or manoeuvring, and we do it with all vehicles.**

FR Voir clairement et en toute situation.

C'est à partir de ce simple concept qu'est né le projet **STREET VISION** de **Top Light**. Pouvoir conduire en toute sécurité sous une pluie battante, voyager sous la neige ou en plein brouillard, ou simplement dans des conditions de mauvaise visibilité sans se fatiguer la vue, sont seulement quelques-uns des objectifs que nous nous fixons lorsque nous pensons au développement de nos produits. **Nous faisons le maximum afin que l'automobiliste puisse voir clairement, en route ou lors d'une manœuvre et nous le faisons pour tout véhicule.**

ES Ver bien y en cualquier situación.

De este simple concepto nace el proyecto **STREET VISION** de **Top Light**. Poder conducir con seguridad bajo una lluvia intensa, como viajar bajo una nevada o en medio de la niebla o simplemente en condiciones de escasa visibilidad sin cansarse la vista, son solamente algunos de los objetivos que nos proponemos cuando pensamos en el desarrollo de nuestros productos. **Hacemos de todo para que el automobilista pueda ver bien, tanto en la marcha como en una maniobra y lo hacemos con todos los medios.**

DE Gute Sicht in allen Situationen.

Aus diesem einfachen Grundsatz entsteht das Projekt **STREET VISION** von **Top Light**. Sichere Fahrt ebenso bei strömendem Regen wie bei Schneefall, im Nebel oder einfach unter schlechten Sichtverhältnissen ohne die Augen anzustrengen, sind einige der Ziele, die wir uns gesetzt haben, als wir an die Entwicklung unserer Produkte dachten. **Wir tun alles, damit Autofahrer eine gute Sicht haben sowohl bei der Fahrt als auch beim Manövrieren und wir tun es mit allen Mitteln.**

RU Видеть ясно в любой ситуации.

Из этой простой концепции родился проект **STREET VISION** от **Top Light**. Ездить на машине под проливным дождем или в снегопад и туман или просто в условиях плохой видимости, не напрягая глаза – вот лишь некоторые из целей, которые мы ставим перед собой при разработке нашей продукции. **Мы делаем все возможное, чтобы гарантировать автомобилисту предельную видимость во время вождения или выполнения маневров и мы делаем это всеми доступными средствами.**

PL Widzie dobrze i w ka dej sytuacji.

Z tej prostej koncepcji zrodził się projekt **STREET VISION** firmy **Top Light**. Możliwość bezpiecznej jazdy w ulewnym deszczu, podróżowanie przy padającym śniegu lub we mgle lub po prostu w warunkach słabej widoczności bez męczenia oczu, to tylko niektóre z celów, jakie stawiamy sobie, myśląc o rozwoju naszych produktów. **Staramy si na wszelkie sposoby, aby kierowca mógł dobrze widzieć, zarówno podczas jazdy, jak i podczas manewrów.**

GR Για να βλέπουμε καλά, κάτω από οποιοσδήποτε συνθήκες.

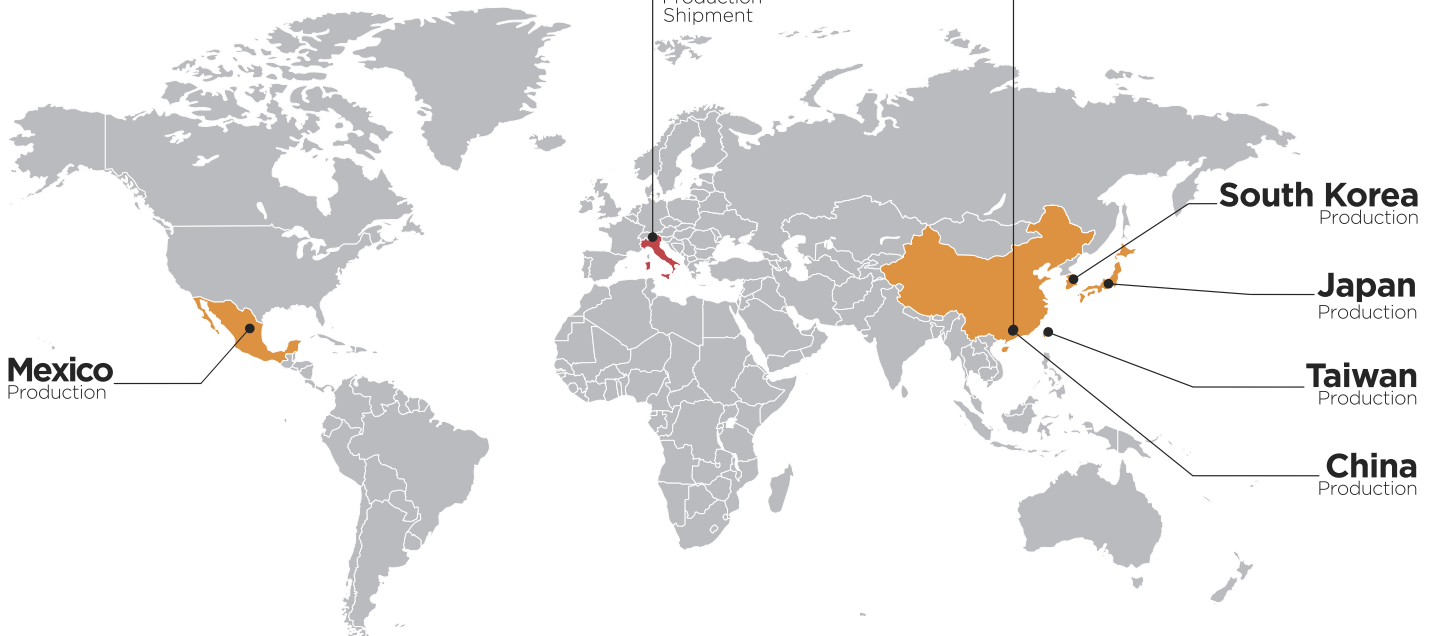
Από αυτήν την απλή ιδέα γεννιέται το σχέδιο **STREET VISION** της **Top Light**. Να μπορούμε να οδηγούμε με ασφάλεια μέσα στην καταρρακτώδη βροχή, να ταξιδεύουμε μέσα στη χιονοθύελλα ή την ομίχλη, ή απλώς σε συνθήκες χαμηλής ορατότητας χωρίς να κουράζουμε τα μάτια μας, αυτός είναι ο στόχος μας όταν σχεδιάζουμε τα προϊόντα μας. **Κάνουμε τα πάντα για να μπορεί να βλέπει καλά ο οδηγός, στην πορεία αλλά και στους ελιγμούς, και χρησιμοποιούμε όλα τα μέσα για να το πετύχουμε.**

COMPANY PRODUCTION

Italy



China



INDEX

• Sparblade CLASSIC	6
• Sparblade FLAT	8
• Sparblade HYBRID	10
• Sparblade TRUCK	12
• Sparblade REAR FLAT	14
• BACKFIT	16
• Sparblade REAR ARM KIT	18
• Espositori Display unit · Présentoir Expositor · Ausstellungsgestell стойка · WIESZAK · σταντ	38
• Accessori accessoires · accessoires accesorios · Zubehör аксессуары · akcesoria · εξαρτήματα	39
• Application guide CAR	42
• Application guide HEAVY DUTY	94
• Assembly Instructions	108
• Cross Reference	117



see clearly, drive safely

IT Le applicazioni e le specifiche dei prodotti che figurano nei nostri cataloghi si riferiscono alla situazione del parco circolante al momento della pubblicazione.
Top Light Italia S.R.L. declina qualsiasi responsabilità in caso di modifica, sostituzione o soppressione di applicazioni o specifiche eventualmente apportate, senza preavviso, da parte dei Costruttori.
Le caratteristiche tecniche dei nostri prodotti sono suscettibili di modifiche in qualsiasi momento, per apportare migliorie tecniche e tecnologiche. Gli ordini sono regolamentati dalle condizioni generali di vendita di **Top Light Italia S.R.L.**
Le Foto ed i disegni che appaiono nel catalogo sono puramente indicativi.
È vietata la riproduzione della totalità o di una parte della presente pubblicazione senza un'esplicita autorizzazione scritta da parte di **Top Light Italia S.R.L.**

GB The applications and specifications of the products shown in our catalogues refer to the current vehicles in circulation at the time of publication.
Top Light Italia S.R.L. declines any responsibility in the event of modification, replacement or cancellation of any applications or specifications that may have been made without prior notice by the Manufacturers.
The technical features of our products are subject to change at any time to make technical and technological improvements. Orders are governed by the general terms and conditions of sale of **Top Light Italia S.R.L.**
The Photos and drawings provided in the catalogue are purely indicative.
Whole or partial reproduction of all or part of this publication without express written authorisation from **Top Light Italia S.R.L.** is strictly prohibited.

FR Les applications et les spécifications des produits présentés dans nos catalogues se réfèrent à la situation du parc circulant au moment de la publication.
Top Light Italia S.R.L. décline toute responsabilité en cas de modification, de remplacement ou d'annulation de toute application ou spécification éventuellement apportée, sans préavis, par les Constructeurs.
Les caractéristiques techniques de nos produits sont susceptibles de changer à tout moment, pour apporter des améliorations techniques et technologiques.
Les commandes sont régies par les conditions générales de vente de **Top Light Italia S.R.L.** Les Photos et les dessins qui apparaissent dans le catalogue sont purement indicatifs. La reproduction totale ou partielle de cette publication sans l'autorisation écrite expresse de **Top Light Italia S.R.L.** est interdite.

ES Las aplicaciones y las especificaciones de los productos que figuran en nuestros catálogos se refieren a la situación del parque circulante en el momento de la publicación. **Top Light Italia S.R.L.** declina cualquier responsabilidad por modificación, reemplazo o eliminación de aplicaciones o bien por especificaciones aportadas, sin preaviso, por parte de los Fabricantes. Las características técnicas de nuestros productos son susceptibles de sufrir modificaciones en cualquier momento ya que aportan mejoras técnicas y tecnológicas.
Los pedidos están reglamentados en las condiciones generales de venta de **Top Light Italia S.R.L.** Las fotografías y los dibujos que aparecen en el catálogo son solamente indicativos. Queda prohibida la reproducción total o parcial de la presente publicación sin la explícita autorización escrita de **Top Light Italia S.R.L.**

DE Die Anwendungen und die Angaben zu den in unseren Katalogen abgebildeten Produkten beziehen sich auf den Fahrzeugbestand zum Zeitpunkt der Veröffentlichung.
Top Light Italia S.R.L. ist bei einer Änderungen, Auswechslungen oder Entfernungen von Anwendungen oder Angaben, die eventuell ohne vorherige Ankündigung angebracht wurden, nicht haftbar. Die technischen Eigenschaften unserer Produkte können jederzeit geändert werden, um verbesserte Techniken und Technologien einzusetzen. Die Bestellungen werden durch die allgemeinen Verkaufsbedingungen von **Top Light Italia S.R.L.** geregelt. Die Fotos und die Zeichnungen, die im Kataloge erscheinen haben reinen Beispielcharakter. Der Nachdruck dieser Veröffentlichung als Ganzes oder in Auszügen ist ohne vorherige schriftliche Genehmigung seitens **Top Light Italia S.R.L.** verboten.

RU Приложения и технические характеристики изделий, указанных в наших каталогах, соответствуют положению в секторе на момент публикации.
Компания Top Light Italia S.R.L. отказывается от какой-либо ответственности в случае изменения, замены или отмены применений или спецификаций, выполненных без предварительного уведомления изготовителями.
Технические характеристики наших изделий могут быть изменены в любой момент в целях технического и технологического совершенствования.
Заказы регулируются общими условиями продаж компании **Top Light Italia S.R.L.** Фотографии и рисунки, помещенные в каталоге, являются исключительно показательными. Запрещается воспроизведение всей или части этой публикации без письменного разрешения компании **Top Light Italia S.R.L.**

PL Zastosowanie i specyfikacje produktów przedstawione w naszych katalogach odnoszą się do sytuacji parku pojazdów w momencie publikacji.
Firma **Top Light Italia S.R.L.** nie ponosi odpowiedzialności w przypadku modyfikacji, wymiany lub usunięcia zastosowań lub specyfikacji, które mogły zostać wprowadzone, bez uprzedzenia, przez Producentów. Parametry techniczne naszych produktów mogą ulec zmianie w dowolnym momencie w celu wprowadzenia ulepszeń technicznych i technologicznych. Zamówienia są regulowane przez ogólne warunki sprzedaży firmy **Top Light Italia S.R.L.**
Zdjęcia i rysunki, które pojawiają się w katalogu mają charakter wyłącznie orientacyjny. Kopiowanie całości lub części niniejszej publikacji bez pisemnej zgody firmy **Top Light Italia S.R.L.** jest zakazane.

GR Οι εφαρμογές και οι προδιαγραφές των προϊόντων που υπάρχουν στους καταλόγους μας αναφέρονται στην κατάσταση των κυκλοφορούντων οχημάτων ως έχει τη στιγμή δημοσίευσης των καταλόγων. Η εταιρεία **Top Light Italia S.R.L.** δεν φέρει ευθύνη σε περίπτωση τροποποίησης, αντικατάστασης ή παύσης των εφαρμογών ή των προδιαγραφών που ενδεχομένως επφέρουν, χωρίς προειδοποίηση, οι Κατασκευαστές.
Τα τεχνικά χαρακτηριστικά των προϊόντων μας υπόκεινται σε τροποποιήσεις ανά πάσα στιγμή, με στόχο τη βελτίωση των τεχνικών ή τεχνολογικών παραμέτρων.
Οι παραγγελίες υπόκεινται στους γενικούς όρους πώλησης της **Top Light Italia S.R.L.** Οι φωτογραφίες και τα σχέδια που εμφανίζονται στον κατάλογο είναι αμιγώς ενδεικτικά. Απαγορεύεται η αναπαραγωγή ολόκληρης ή μέρους της παρούσας δημοσίευσης χωρίς τη ρητή γραπτή εξουσιοδότηση της **Top Light Italia S.R.L.**

Wiper blade range

STREET VISION
SPARBLADE
CLASSIC



STREET VISION
SPARBLADE
FLAT



STREET VISION
SPARBLADE
HYBRID



STREET VISION
SPARBLADE
TRUCK



STREET VISION
REARFLAT



STREET VISION
BACKFIT



STREET VISION
SPARBLADE
KIT



STREET VISION SPARBLADE CLASSIC

NATURAL RUBBER GRAPHITE COATING



IT

Telaio completamente in metallo con rivestimento resistente alla corrosione ed alla screpolatura. Archetti multipli snodabili rivettati al telaio. Connettore premontato multifunzione 3 in 1 rende le spazzole **Sparblade Classic** adattabili a oltre il 98% del parco circolante. Gomma naturale con rivestimento in grafite per una pulizia del parabrezza silenziosa e duratura.

EN

Full metal frame with corrosion and crack-resistant covering. Multiple jointed arches riveted to the frame. 3 in 1 multi-purpose connector makes **Sparblade Classic** wiper blades suitable for over 98% of vehicles in circulation. Graphite-coated natural rubber for quiet, long-lasting windscreen cleaning.

FR

Châssis entièrement en métal avec revêtement résistant à la corrosion et à la fissuration. Bras multiples articulés fixés au châssis. Le connecteur prémonté multifonction 3 en 1 rend les balais **Sparblade Classic** adaptables à plus de 98% du parc circulant. Caoutchouc naturel avec revêtement en graphite pour un nettoyage du pare-brise silencieux et durable.

ES

Bastidor totalmente de metal con revestimiento resistente a la corrosión y al agrietamiento. Arcos múltiples articulados remachados al bastidor. Conector pre-montado multifuncional 3 en 1 que la adaptación de más del 98% del parque circulante. Goma natural con revestimiento de grafito para la limpieza silenciosa y duradera del parabrisas.

DE

Rahmen vollständig aus Metall mit korrosionsbeständiger und rissfester Verkleidung. Am Rahmen vernietete verstellbare Mehrfachbügel. Mit dem vormontierten Mehrfunktionsverbinder 3 in 1 können die Wischerblätter **Sparblade Classic** an über 98% des Fahrzeugbestands angepasst werden. Naturgummi mit Graphitüberzug für eine leise und langlebige Reinigung der Windschutzscheibe.

RU

Полностью металлическая рама с антикоррозионным и антикрекирующим покрытием. Несколько сочлененных дуг, прикованных к раме. Предварительно смонтированный многофункциональный разъем 3-в-1 делает щетки **Sparblade Classic** подходящими для более чем 98% существующего парка. Naturalный каучук с графитовым покрытием для бесшумной и долговечной очистки ветрового стекла.
















PL

Całkowicie metalowy stelaż z powłoką odporną na korozję i wytrzymałą na pęknięcia. Przegubowe łuki przynitowane do stelaża. Wstępnie zmontowane wielofunkcyjne mocowanie 3 w 1 sprawia, że płoża **Sparblade Classic** są odpowiednie dla ponad 98% parku pojazdów. Naturalna guma z grafitową powłoką do cichego i długotrwałego czyszczenia szyb.

GR

Σκελετός εξολοκλήρου κ ατασκευασμένος από μέταλλο με επένδυση που αντέχει στη διάβρωση και στις ρωγμές. Πολλαπλά σπαστά μάκτρα στερεωμένα στο σκελετό. Ο προσαρμοσμένος σύνδεσμος πολλαπλών χρήσεων 3 σε 1 επιτρέπει στους αλοκαθαριστήρες **Sparblade Classic** να προσαρμόζονται σε περισσότερα από 98% των οχημάτων συνολικά. Φυσικό λάστιχο με επένδυση γραφίτη για αθόρυβο καθαρισμό του παμπρίζ που διαρκεί στο χρόνο.

Sparblade Classic Wiper Blades

CODE	ORDER NUMBER	BARCODE	mm	"	ADAPTERS	COLORBOX	Inner/Master
SB280	36280	 8 056324 393177	280	11	A, A1 (Hook 8x3 9x3 9x4 bay.)	1	50
SB300	36300	 8 056324 393184	300	12	A, A1 (Hook 8x3 9x3 9x4 bay.)	1	50
SB330	36330	 8 056324 393191	330	13	A, A1 (Hook 8x3 9x3 9x4 bay.)	1	50
SB350	36350	 8 056324 393207	350	14	A, A1 (Hook 8x3 9x3 9x4 bay.)	1	50
SB380	36380	 8 056324 393214	380	15	A, A1 (Hook 8x3 9x3 9x4 bay.)	1	50
SB400	36400	 8 056324 393221	400	16	A (Hook 9x3 9x4 bay.)	1	50
SB430	36430	 8 056324 393238	430	17	A (Hook 9x3 9x4 bay.)	1	50
SB450	36450	 8 056324 393245	450	18	A (Hook 9x3 9x4 bay.)	1	50
SB480	36480	 8 056324 393252	480	19	A (Hook 9x3 9x4 bay.)	1	50
SB500	36500	 8 056324 393269	500	20	A (Hook 9x3 9x4 bay.)	1	50
SB530	36530	 8 056324 393276	530	21	A (Hook 9x3 9x4 bay.)	1	50
SB550	36550	 8 056324 393283	550	22	A (Hook 9x3 9x4 bay.)	1	50
SB580	36580	 8 056324 393290	580	23	A (Hook 9x3 9x4 bay.)	1	50
SB600	36600	 8 056324 393306	600	24	A (Hook 9x3 9x4 bay.)	1	50
SB650	36650	 8 056324 393313	650	26	A (Hook 9x3 9x4 bay.)	1	50
SB700	36700	 8 056324 393320	700	28	A (Hook 9x3 9x4 bay.)	1	50



STREET VISION SPARBLADE FLAT

NATURAL RUBBER GRAPHITE COATING



IT

Sistema di montaggio multiplo con 9 adattatori in dotazione per un totale di utilizzo su 16 bracci differenti. Design avanzato ed aerodinamico, ottima resistenza al vento e alle alte velocità. Struttura in acciaio con rivestimento in gomma. Perfetta aderenza per una pulizia efficace. Lamina in gomma speciale con trattamento in grafite per minimizzare l'attrito a contatto con il cristallo.

EN

Multiple assembly system, provided with 9 adapters for a total use on 16 different arms. Advanced, aerodynamic design, excellent wind and high speed resistance. Steel structure with rubber covering. Perfect adhesion for effective cleaning. Special graphite-treated rubber lamination to minimise friction in contact with the glass.

FR

Système de montage multiple avec 9 adaptateurs fournis pour une utilisation totale sur 16 bras différent. Design avancé et aérodynamique, parfaite résistance au vent et aux grandes vitesses. Structure en acier avec revêtement en caoutchouc. Parfaite adhérence pour un nettoyage efficace. Feuille en caoutchouc spécial avec traitement graphite pour minimiser le frottement au contact du verre.

ES

Sistema de montaje múltiple con 9 adaptadores en dotación que totalizan un uso en 16 brazos diferentes. Diseño de vanguardia y aerodinámico, excelente resistencia al viento y a las grandes velocidades. Estructura de acero con revestimiento de goma. Adherencia perfecta que permite una limpieza eficaz. Lámina de goma especial con tratamiento de grafito para minimizar el rozamiento al contacto con el cristal.

DE

Durch 9 Adapter mehrseitig verwendbares Montagesystem, das im Lieferumfang enthalten ist und auf insgesamt 16 verschiedenen Bügeln angebracht werden kann. Modernes und aerodynamisches Design, widersteht bestens Wind und hohen Geschwindigkeiten. Stahlstruktur mit Gummiverkleidung. Perfekte Haftung für eine wirksame Reinigung. Blatt aus Spezialgummi mit Graphitbehandlung, um die Reibungskräfte auf der Scheibe so gering wie möglich zu halten.

RU

Несколько монтажных систем с 9 адаптерами, поставляемыми в общей сложности на 16 различных кронштейнах. Современный аэродинамический дизайн, отличная устойчивость к ветру и высокая скорость. Стальная конструкция с резиновым покрытием. Идеальная адгезия для эффективной очистки. Специальная резиновая фольга с графитовой обработкой для минимизации трения при контакте с кристаллом.

PL

Wielokrotny system montażu z 9 adapterami dostarczonymi do ogólnego użytku na 16 różnych ramionach. Nowoczesny i aerodynamiczny kształt, doskonała odporność na wiatr i duże prędkości. Stalowa konstrukcja z powłoką gumową. Doskonała przyczepność do skutecznego czyszczenia. Szttywne pióro ze specjalnej gumy z grafitową powłoką w celu zminimalizowania tarcia przy kontakcie z szybą.

GR

Σύστημα πολλαπλής συναρμολόγησης με 9 προσαρμογείς που παρέχονται με το προϊόν για χρήση σε 16 διαφορετικούς βραχίονες συνολικά. Προηγμένος και αεροδυναμικός σχεδιασμός, άριστη αντοχή στον άνεμο και στις υψηλές ταχύτητες. Πλαίσιο από ατσάλι και επένδυση από λάστιχο. Τέλεια εφαρμογή για αποτελεσματικό καθαρισμό. Έλασμα από ειδικό λάστιχο που έχει υποστεί επεξεργασία με γραφίτη για να ελαχιστοποιεί την τριβή όταν έρχεται σε επαφή με το τζάμι.

Sparblade Flat Wiper Blades

CODE	ORDER NUMBER	BARCODE	mm	"	ADAPTERS	COLORBOX	Inner/Master
SF350	38350	 8 056324 393016	350	14	A, B1, B2, B3, C, B8	1	10/50
SF380	38380	 8 056324 393023	380	15	A, B1, B2, B3, C	1	10/50
SF400	38400	 8 056324 393030	400	16	A, B1, B2, B3, B4, C, B7, B8	1	10/50
SF430	38430	 8 056324 393047	430	17	A, B1, B2, B3, C	1	10/50
SF450	38450	 8 056324 393054	450	18	A, B1, B2, B3, C, B7, H, B8	1	10/50
SF480	38480	 8 056324 393061	480	19	A, B1, B2, B3, C, H	1	10/50
SF500	38500	 8 056324 393078	500	20	A, B1, B2, B3, C, E, B7	1	10/50
SF530	38530	 8 056324 393085	530	21	A, B1, B2, B3, B4, C, E	1	10/50
SF550	38550	 8 056324 393092	550	22	A, B1, B2, B3, C, D, E, F, H, B8	1	10/50
SF580	38580	 8 056324 393108	580	23	A, B1, B2, B3, C	1	10/50
SF600	38600	 8 056324 393115	600	24	A, B1, B2, B3, C, F, B7, H, B8	1	10/50
SF630	38630	 8 056324 393122	630	25	A, B1, B2, B3, C	1	10/50
SF650	38650	 8 056324 393139	650	26	A, B1, B2, B3, C, D, F, B7, H, B8	1	10/50
SF700	38700	 8 056324 393146	700	28	A, B1, B2, B3, C, B7, H,	1	10/50
SF750	38750	 8 056324 393429	750	30	A, B1, B2, B3, C	1	10/50



STREET VISION SPARBLADE HYBRID

NATURAL RUBBER GRAPHITE COATING



IT

Nuova tecnologia ormai di largo impiego in O.E. per le case automobilistiche asiatiche ed europee.

Sistema di montaggio multiplo con 9 adattatori in dotazione per un totale di utilizzo su 16 bracci differenti.

Design avanzato ed aerodinamico, ottima resistenza al vento e alle alte velocità.

Archetti e struttura in metallo con carenatura in plastica. Perfetta aderenza per una pulizia efficace.

Lamina in gomma speciale con trattamento in Grafite per minimizzare l'attrito a contatto con il cristallo.

EN

New technology now widely used in O.E. for Asian and European car manufacturers.

Multiple assembly system, provided with 9 adapters for a total use on 16 different arms. Advanced, aerodynamic design,

excellent wind and high speed resistance.

Metal arches and structure with plastic fairing.

Perfect adhesion for effective cleaning.

Special graphite-treated rubber lamination to minimise friction in contact with the glass.

FR

Nouvelle technologie largement utilisée en É.O. pour les constructeurs automobiles asiatiques et européens.

Système de montage multiple avec 9 adaptateurs fournis pour une utilisation totale sur 16 bras différents.

Design avancé et aérodynamique, excellente résistance au vent et aux grandes vitesses.

Bras et structure en métal avec structure en plastique.

Parfaite adhérence pour un nettoyage efficace.

Feuille en caoutchouc spécial avec traitement Graphite pour minimiser le frottement au contact du verre.

ES

Nueva tecnología de uso consolidado en O.E. de las casas automovilísticas asiáticas y europeas.

Sistema de montaje múltiple con 9 adaptadores en dotación que totalizan un uso en 16 brazos diferentes.

Diseño de vanguardia y aerodinámico, excelente resistencia al viento y a las grandes velocidades.

Arcos y estructura de metal con carenatura de plástico.

Adherencia perfecta que permite una limpieza eficaz.

Lámina de goma especial con tratamiento de Grafito para minimizar el rozamiento al contacto con el cristal.

DE

Neue Technik, die nunmehr weitgehend als Erstausrüstung bei asiatischen und europäischen Automobilbauern angewendet wird.

Durch 9 Adapter mehrseitig verwendbares Montagesystem, das im Lieferumfang enthalten ist und auf insgesamt 16 verschiedenen Bügeln angebracht werden kann.

Modernes und aerodynamisches Design, widersteht bestens Wind und hohen Geschwindigkeiten.

Bügel und Struktur aus Metall mit Außenverkleidung aus Kunststoff. Perfekte Haftung für eine wirksame Reinigung.

Blatt aus Spezialgummi mit Graphitbehandlung, um die Reibungskräfte auf der Scheibe so gering wie möglich zu halten.

RU

Новые технологии, широко используемые в оригинальной комплектации для азиатских и европейских автопроизводителей.

Несколько монтажных систем с 9 адаптерами, поставляемыми в общей сложности на 16 различных кронштейнах.

Современный аэродинамический дизайн, отличная устойчивость к ветру и высокая скорость.

Арки и металлическая структура с пластиковым обтекателем.

Идеальная адгезия для эффективной очистки. Специальная резиновая фольга с графитовой обработкой для минимизации трения при контакте с кристаллом.

PL

Nowa technologia obecnie szeroko stosowana w oryginalnym wyposażeniu azjatyckich i europejskich producentów samochodów.

Wielokrotny system montażu z 9 adapterami dostarczonymi do ogólnego użytku na 16 różnych ramionach.

Nowoczesny i aerodynamiczny kształt, doskonała odporność na wiatr i duże prędkości.

Łuki i metalowy stelaż z plastikową owiewką. Doskonała przyczepność do skutecznego czyszczenia.

Sztynne pióro ze specjalnej gumy z grafitową powłoką w celu zminimalizowania tarcia przy kontakcie z szybą.

GR

Νέα τεχνολογία ευρείας πλέον χρήσης στον εργοστασιακό εξοπλισμό των ασιατικών και ευρωπαϊκών αυτοκινητοβιομηχανιών.

Σύστημα πολλαπλής συναρμολόγησης με 9 προσαρμογείς που παρέχονται με το προϊόν για χρήση σε 16 διαφορετικούς βραχίονες συνολικά.

Προηγμένος και αεροδυναμικός σχεδιασμός, άριστη αντοχή στον άνεμο και στις υψηλές ταχύτητες.

Μάρτρα και πλαίσιο από μέταλλο με πλαστικό περίβλημα. Τέλεια εφαρμογή για αποτελεσματικό καθαρισμό.

Έλασμα από ειδικό λάστιχο που έχει υποστεί επεξεργασία με γραφίτη για να ελαχιστοποιεί την τριβή όταν έρχεται σε επαφή με το τζάμι.

Sparblade Hybrid Wiper Blades



CODE	ORDER NUMBER	BARCODE	mm	"	ADAPTERS	COLORBOX	Inner/Master
SH350	34350	 8 056324 398660	350	14	A, B1, B2, B3, C, B8	1	10/50
SH380	34380	 8 056324 398677	380	15	A, B1, B2, B3, C	1	10/50
SH400	34400	 8 056324 398684	400	16	A, B1, B2, B3, B4, C, B7, B8	1	10/50
SH430	34430	 8 056324 398691	430	17	A, B1, B2, B3, C	1	10/50
SH450	34450	 8 056324 398707	450	18	A, B1, B2, B3, C, B7, H, B8	1	10/50
SH480	34480	 8 056324 398714	480	19	A, B1, B2, B3, C, H	1	10/50
SH500	34500	 8 056324 398721	500	20	A, B1, B2, B3, C, E, B7	1	10/50
SH530	34530	 8 056324 398738	530	21	A, B1, B2, B3, B4, C, E	1	10/50
SH550	34550	 8 056324 398745	550	22	A, B1, B2, B3, C, D, E, F, H, B8	1	10/50
SH600	34600	 8 056324 398752	600	24	A, B1, B2, B3, C, F, B7, H, B8	1	10/50
SH650	34650	 8 056324 398769	650	26	A, B1, B2, B3, C, D, F, B7, H, B8	1	10/50
SH700	34700	 8 056324 398776	700	28	A, B1, B2, B3, C, B7, H	1	10/50

STREET VISION SPARBLADE TRUCK

DURABLE RUBBER COATING
100% METAL BLADE

**WITH
WASHER
RAMP**



H19	H22	H24	S65
H16	S61	M92	

IT

Robusta struttura 100% in metallo, rivestimento resistente alla corrosione ed alla screpolatura rivettato in acciaio. Lamina in gomma speciale con trattamento in grafite per minimizzare l'attrito a contatto con il cristallo. Ottimo risultato di pulizia sull'intera lunghezza della spazzola tergicristallo per lunga durata. 3 riferimenti equipaggiati con spruzzatore come in O.E.

GB

Sturdy 100% metal structure, riveted steel corrosion and crack-resistant covering. Special graphite-treated rubber lamination to minimise friction in contact with the glass. Excellent, long-lasting cleaning along the entire length of the wiper blade. 3 references equipped with sprayer as in O.E.

FR

Structure robuste 100% en métal, revêtement résistant à la corrosion et à la fissuration riveté en acier. Feuille en caoutchouc spécial avec traitement graphite pour minimiser le frottement au contact du verre. Excellent résultat de nettoyage sur toute la longueur du balai essuie-glace pour une longue durée. 3 références dotées d'un gicleur comme dans É.O.

ES

Estructura robusta, 100% de metal, revestimiento resistente a la corrosión y al agrietado, remachado de acero. Lámina de goma especial con tratamiento de grafito para minimizar el rozamiento al contacto con el cristal. Excelente limpieza en todo el largo de la escobilla limpiaparabrisas con una duración prolongada. 3 referencias equipadas con pulverizador como en O.E.

DE

Robuste Struktur zu 100% aus Metall mit vernieteter korrosionsbeständiger und rissfester Verkleidung aus Stahl. Blatt aus Spezialgummi mit Graphitbehandlung, um die Reibungskräfte auf der Scheibe so gering wie möglich zu halten. Beste und lang andauernde Reinigungsergebnisse über die gesamte Breite des Wischerblatts. 3 davon mit Spritzdüse ausgestattet wie bei Erstausrüstung.

RU

Прочная полностью металлическая конструкция, коррозионно-стойкое покрытие и устойчивость к трещинам от приклеивания стали. Специальная резиновая фольга с графитовой обработкой для минимизации трения при контакте с кристаллом. Отличный результат очистки по всей длине щетки стеклоочистителя в течение длительного срока службы. 3 модели, оборудованные распылителем, как в оригинальной комплектации.


PL

Solidna, w 100% metalowa konstrukcja, powłoka odporna na korozję i wytrzymała na pęknięcia ze stalowymi, nitowanymi połączeniami. Sztwytne pióro ze specjalnej gumy z grafitową powłoką w celu zminimalizowania tarcia przy kontakcie z szybą. Doskonały efekt czyszczenia na całej długości pióra wycieraczki zapewnią długą żywotność. 3 odniesienia wyposażone w spryskiwacze, jak w oryginalnym wyposażeniu.

GR

Γερό πλαίσιο 100% από μέταλλο, στερεωμένη επένδυση από ατσάλι που αντέχει στη διάβρωση και στις ρωγμές. Έλασμα από ειδικό λάστιχο που έχει υποστεί επεξεργασία με γραφίτη για να ελαχιστοποιεί την τριβή όταν έρχεται σε επαφή με το τζάμι. Άριστο αποτέλεσμα στον καθαρισμό σε όλο το μήκος του υαλοκαθαριστήρα με μεγάλη διάρκεια στο χρόνο. 3 στοιχεία που διαθέτουν ψεκαστήρα όπως στον εργοστασιακό εξοπλισμό.


Sparblade Truck Wiper Blades

CODE	ORDER NUMBER	BARCODE	mm	"	ADAPTERS	COLORBOX	Inner/Master
SB500	36500	 8 056324 393269	500	20	A (Hook 9x3 9x4 bay.)	1	50
ST550	37550	 8 056324 398554	550	22	H19,H22,H24,S61	1	5/25
ST600	37600	 8 056324 398561	600	24	H19,H22,H24,S61	1	5/25
ST602	37602	 8 056324 398639	600	24	M92 	2	5/25
ST650	37650	 8 056324 398578	650	26	H19,H22,H24,S61	1	5/25
ST652	37652	 8 056324 398646	650	26	M92 	2	5/25
ST700	37700	 8 056324 398585	700	28	H19,H22,H24,S61	1	5/25
ST701	37701	 8 056324 398592	700	28	H19,H22,H24,S61 	1	5/25
ST800	37800	 8 056324 398608	800	32	S65	1	5/25
ST900	37900	 8 056324 398615	900	36	S65	1	5/25
ST901	37901	 8 054317 324726	900	36	H16	1	5/25
ST100	37100	 8 056324 398622	1000	40	S65	1	5/25
ST101	37101	 8 054317 324726	1000	40	H16	1	5/25

STREET VISION

REARFLAT

NATURAL RUBBER
GRAPHITE COATING



IT

Sistema di montaggio multiplo con 8 connettori in dotazione.

Universale, per la quasi totalità delle vetture in circolazione.

Perfetta aderenza per una pulizia efficace.

Lamina in gomma speciale con trattamento in grafite per minimizzare l'attrito a contatto con il cristallo.

EN

Multiple assembly system provided with 8 connectors.

Universal, for almost all vehicles in circulation.

Perfect adhesion for effective cleaning.

Special graphite-treated rubber lamination to minimise friction in contact with the glass.

FR

Système de montage multiple avec 8 connecteurs fournis.

Universel, pour la quasi-totalité des voitures en circulation.

Parfaite adhérence pour un nettoyage efficace.

Feuille en caoutchouc spécial avec traitement graphite pour minimiser le frottement au contact du verre.

ES

Sistema de montaje múltiple con 8 conectores en dotación.

Universal, para casi todos los tipos de coches en circulación.

Adherencia perfecta que permite una limpieza eficaz.

Lámina de goma especial con tratamiento de grafito para minimizar el rozamiento al contacto con el cristal.

DE

Vielseitig verwendbares Montagesystem mit 8 mitgelieferten Verbindern.

Universell für fast alle im Verkehr befindlichen Fahrzeuge.

Perfekte Haftung für eine wirksame Reinigung.

Blatt aus Spezialgummi mit Graphitbehandlung, um die Reibungskräfte auf der Scheibe so gering wie möglich zu halten.

RU

Несколько монтажных систем с 8 поставляемыми разъемами.

Универсальный, для почти всех автомобилей в обращении.

Идеальная адгезия для эффективной очистки.

Специальная резиновая фольга с графитовой обработкой для минимизации трения при контакте с кристаллом.

PL

Wielokrotny system montażu z 8 mocowaniami w zestawie.

Uniwersalne, do prawie wszystkich samochodów na rynku.

Doskonała przyczepność do skutecznego czyszczenia.

Szttywne pióro ze specjalnej gumy z grafitową powłoką w celu zminimalizowania tarcia przy kontakcie z szybą.

GR

Σύστημα πολλαπλής συναρμολόγησης με 8 συνδέσμους που παρέχονται με το προϊόν.






Γενικής χρήσης, σχεδόν για το σύνολο των οχημάτων που κυκλοφορούν.

Τέλεια εφαρμογή για αποτελεσματικό καθαρισμό.

Έλασμα από ειδικό λάστιχο που έχει υποστεί επεξεργασία με γραφίτη για να ελαχιστοποιεί την τριβή όταν έρχεται σε επαφή με το τζάμι.

RearFlat













CODE	ORDER NUMBER	BARCODE	mm	"	ADAPTERS	COLORBOX	Inner/Master
RF230	85230	 8 054317 323972	230	9	8	1	10/50
RF250	85250	 8 054317 323989	250	10	8	1	10/50
RF280	85280	 8 054317 323996	280	11	8	1	10/50
RF300	85300	 8 054317 324009	300	12	8	1	10/50
RF330	85330	 8 054317 324016	330	13	8	1	10/50
RF350	85350	 8 054317 324023	350	14	8	1	10/50
RF380	85380	 8 054317 324030	380	15	8	1	10/50
RF400	85400	 8 054317 324047	400	16	8	1	10/50



STREET VISION BACKFIT

NATURAL RUBBER GRAPHITE COATING



RH4	RH3	RH1	RH2	RH5
				
RH8	RH6	RH7	RH9	RH10
				

IT

Sistema di montaggio multiplo con 10 connettori in dotazione.

Universale, per la quasi totalità delle vetture in circolazione.

Perfetta aderenza per una pulizia efficace.

Lamina in gomma speciale con trattamento in grafite per minimizzare l'attrito a contatto con il cristallo.

EN

Multiple assembly system provided with 10 connectors.

Universal, for almost all vehicles in circulation.

Perfect adhesion for effective cleaning.

Special graphite-treated rubber lamination to minimise friction in contact with the glass.

FR

Système de montage multiple avec 10 connecteurs fournis.

Universel, pour la quasi-totalité des voitures en circulation.

Parfaite adhérence pour un nettoyage efficace.

Feuille en caoutchouc spécial avec traitement graphite pour minimiser le frottement au contact du verre.

ES

Sistema de montaje múltiple con 10 conectores en dotación.

Universal, para casi todos los tipos de coches en circulación.

Adherencia perfecta que permite una limpieza eficaz.

Lámina de goma especial con tratamiento de grafito para minimizar el rozamiento al contacto con el cristal.

DE

Vielseitig verwendbares Montagesystem mit 10 mitgelieferten Verbindern.

Universell für fast alle im Verkehr befindlichen Fahrzeuge.

Perfekte Haftung für eine wirksame Reinigung.

Blatt aus Spezialgummi mit Graphitbehandlung, um die Reibungskräfte auf der Scheibe so gering wie möglich zu halten.

RU

Несколько монтажных систем с 10 поставляемыми разъемами.

Универсальный, для почти всех автомобилей в обращении.

Идеальная адгезия для эффективной очистки.

Специальная резиновая фольга с графитовой обработкой для минимизации трения при контакте с кристаллом.

PL

Wielokrotny system montażu z 10 mocowaniami w zestawie.

Uniwersalne, do prawie wszystkich samochodów na rynku.

Doskonała przyczepność do skutecznego czyszczenia.

Szttywne pióro ze specjalnej gumy z grafitową powłoką w celu zminimalizowania tarcia przy kontakcie z szybą.

GR

Σύστημα πολλαπλής συναρμολόγησης με 10 συνδέσμους που παρέχονται με το προϊόν.

Γενικής χρήσης, σχεδόν για το σύνολο των οχημάτων που κυκλοφορούν.

Τέλεια εφαρμογή για αποτελεσματικό καθαρισμό.

Έλασμα από ειδικό λάστιχο που έχει υποστεί επεξεργασία με γραφίτη για να ελαχιστοποιεί την τριβή όταν έρχεται σε επαφή με το τζάμι.

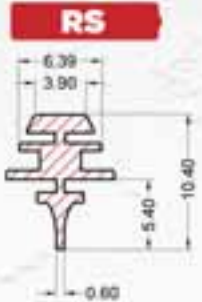
Backfit Wiper Blades



CODE	ORDER NUMBER	BARCODE	mm	"	ADAPTERS	COLORBOX	Inner/Master
BF250	83250	 8 056324 393467	250	10	10	1	10/50
BF280	83280	 8 056324 393337	280	11	10	1	10/50
BF300	83300	 8 056324 393344	300	12	10	1	10/50
BF330	83330	 8 056324 393351	330	13	10	1	10/50
BF350	83350	 8 056324 393368	350	14	10	1	10/50
BF380	83380	 8 056324 393375	380	15	10	1	10/50
BF400	83400	 8 056324 393382	400	16	10	1	10/50



REFILL



CODE	ORDER NUMBER	BARCODE	mm	"	COLORBOX	Inner/Master
RS290	87290	 8 054317 325297	290	12	1	100
RS330	87330	 8 054317 325303	330	13	1	100
RS350	87350	 8 054317 325310	350	14	1	100

STREET VISION
SPARBLADE
REFILL



STREET VISION SPARBLADE KIT

NATURAL RUBBER GRAPHITE COATING



IT

Gamma completa, circa 300 codici per altrettante applicazioni.

Struttura in PBT, tecnopolimero resistente ai raggi UV.

Lamina in gomma speciale con trattamento in grafite.

Perfetta pulizia del lunotto posteriore e lunga durata.

EN

Complete range, about 300 codes for just as many applications.

Structure in PBT, a UV-resistant technopolymer.

Special graphite-treated rubber lamination.

Perfect, long-lasting rear windscreen cleaning.

FR

Gamme complète, environ 300 codes pour d'autres applications.

Structure en PBT, technopolymère résistant aux rayons UV.

Feuille en caoutchouc spécial avec traitement en graphite.

Nettoyage parfait de la vitre arrière et longue durée.

ES

Gama completa, alrededor de 300 códigos con igual número de aplicaciones.

Estructura de PBT, tecnopolímero resistente a los rayos UV.

Lámina de goma especial con tratamiento de grafito.

Limpieza perfecta de la luna trasera y gran duración.

DE

Vollständiges Sortiment, etwa 300 Codes für ebenso viele Anwendungen.

Struktur aus PBT, UV-beständiger thermoplastischer Kunststoff.

Blatt aus Spezialgummi mit Graphitbehandlung.

Perfekte und langlebige Reinigung der Heckscheibe.

RU

Полный диапазон, около 300 кодов для многочисленных приложений.

Структура из PBT, технополимер, устойчивый к УФ-лучам.

Специальная резиновая пластина с графитовой обработкой.

Отличная очистка заднего стекла и долгий срок службы.

PL

Pełna gama, około 300 kodów dla tak samo wielu zastosowań.

Struktura w PBT, technopolimer odporny na promienie UV.

Szybywne pióro ze specjalnej gumy z grafitową powłoką.

Idealne czyszczenie tylnej szyby i długa żywotność.

GR

Πλήρης γκάμα, περίπου 300 κωδικό για ισάριθμες εφαρμογές.

Πλαίσιο από PBT, πολυμερές ανθεκτικό στις ακτίνες UV.

Έλασμα από ειδικό λάστιχο που έχει υποστεί επεξεργασία με γραφίτη.

Έξοχος καθαρισμός του πίσω παραθύρου που διαρκεί στο χρόνο.



Sparblade Rear Arm Kit

Stock Number	CODE	BARCODE	Brand	Model	Year	Blade Size (mm)	Arm size (mm)
84001	TRA-A411	 8 054317 320827	ALFA ROMEO	145[930]	07.94 - 10.01	330	293
84002	TRA-A412	 8 054317 320834	ALFA ROMEO	147 [937]	01.01 - 03.10	350	301
84002	TRA-A412	 8 054317 320834	ALFA ROMEO	156 SportWagon [932]	06.00 - 12.05	350	301
84004	TRA-A414	 8 054317 320858	ALFA ROMEO	159 SportWagon [939]	03.06 - 12.11	340	270
84005	TRA-A4G1	 8 054317 320865	ALFA ROMEO	Giulietta [940]	04.10	360	290
84006	TRA-A4M1	 8 054317 320872	ALFA ROMEO	MiTo [955]	05.08	350	300
84007	TRA-A8A1	 8 054317 320889	AUDI	A1 [8X1, 8XK]	05.10	360	295
84007	TRA-A8A1	 8 054317 320889	AUDI	A1 Sportback [8XA]	09.11	360	295
84282	TRA-A8A2	 8 054317 326751	AUDI	A3	09.96 - 06.03	375	285
84008	TRA-A8A3	 8 054317 320896	AUDI	A3 [8P1]	04.03 - 07.13	330	440
84009	TRA-A8A6	 8 054317 320902	AUDI	A3 [8V1]	08.12	325	295
84009	TRA-A8A6	 8 054317 320902	AUDI	A3 Sportback [8VA]	09.12	325	295
84283	TRA-A8A7	 8 054317 326768	AUDI	A4 [8E2,B6]	11.00 - 12.04	330	445
84010	TRA-A8A8	 8 054317 320919	AUDI	A4 [8EC,B7]	11.04 - 06.08	345	445
84015	TRA-A8S2	 8 054317 320964	AUDI	A4 [8K2,B8]	11.07 - 12.15	410	335
84015	TRA-A8S2	 8 054317 320964	AUDI	A4 Allroad [8KH,B8]	04.09 - 12.15	410	335
84015	TRA-A8S2	 8 054317 320964	AUDI	A4 Avant [8K5,B8]	03.09 - 12.15	410	335
84012	TRA-A8A13	 8 054317 320933	AUDI	A6 Avant [4F5,C6]	03.05 - 08.11	380	500
84013	TRA-A8Q1	 8 054317 320940	AUDI	Q3 [8UB]	06.11	405	310

Sparblade Rear Arm Kit

Stock Number	CODE	BARCODE	Brand	Model	Year	Blade Size (mm)	Arm size (mm)
84014	TRA-A8Q2	 8 0543 17 320957	AUDI	Q5 [8RB]	11.08	330	272
84285	TRA-A8Q3	 8 0543 17 326782	AUDI	Q7 [4LB]	03.06 - 03.15	330	460
84286	TRA-A8Q4	 8 0543 17 326799	AUDI	Q7 [4MB]	05.15	390	325
84016	TRA-B511	 8 0543 17 320971	BMW	Serie 1 [E81,E87]	09.04 - 12.11	280	310
84017	TRA-B512	 8 0543 17 320988	BMW	Serie 1 [F20,F21]	09.11	305	330
84287	TRA-B521	 8 0543 17 326805	BMW	Serie 2 (F45)	09.14	315	345
84018	TRA-B522	 8 0543 17 320995	BMW	Serie2 GranTourer [F46]	06.15	285	270
84019	TRA-B532	 8 0543 17 321008	BMW	Serie 3 [E46]	04.98 - 04.05	290	397
84020	TRA-B533	 8 0543 17 321015	BMW	Serie 3 Touring [E91]	09.05 - 08.09	340	258
84021	TRA-B534	 8 0543 17 321022	BMW	Serie 3 Touring [F31]	09.12	310	270
84288	TRA-B552	 8 0543 17 326812	BMW	Serie 5 Touring (E39)	12.96 - 06.03	450	310
84022	TRA-B553	 8 0543 17 321039	BMW	Serie 5 [E60/E61]	07.03 - 12.10	380	450
84023	TRA-B554	 8 0543 17 321046	BMW	Serie 5 Touring [F11]	09.10	350	443
84289	TRA-B511	 8 0543 17 326829	BMW	i3	11.13	285	305
84024	TRA-B5X1	 8 0543 17 321053	BMW	X1 [E84]	10.09 - 06.15	330	307
84025	TRA-B5X2	 8 0543 17 321060	BMW	X1 [F48]	10.15	360	290
84290	TRA-B5X3	 8 0543 17 326836	BMW	X3 [E83]	09.03 - 08.10	360	295
84026	TRA-B5X4	 8 0543 17 321077	BMW	X3 [F25]	10.10	330	305
84291	TRA-B5X5	 8 0543 17 326843	BMW	X5 [E53]	04.00 - 03.07	450	295
84027	TRA-B5X8	 8 0543 17 321084	BMW	X5 [E70]	11.06 - 06.13	380	320

Sparblade Rear Arm Kit

Stock Number	CODE	BARCODE	Brand	Model	Year	Blade Size (mm)	Arm size (mm)
84293	TRA-B5X9	 8 054317 326867	BMW	X5 [F15]	12.13	315	290
84294	TRA-C6A1	 8 054317 326874	CHEVROLET	Aveo [T300]	03.11	275	260
84028	TRA-C6C1	 8 054317 321091	CHEVROLET	Captiva [KL1C,C100]	10.06 - 02.11	305	530
84029	TRA-C6C2	 8 054317 321107	CHEVROLET	Captiva [KL1C,C100]	04.11	305	530
84030	TRA-C6M1	 8 054317 321114	CHEVROLET	Matiz [M200, M250]	02.05 - 12.10	315	365
84295	TRA-C6S4	 8 054317 326881	CHEVROLET	Spark [M300]	03.10	315	305
84031	TRA-C8B1	 8 054317 321121	CITROEN	Berlingo [M59] (1 door)	11.02 - 05.08	400	345
84032	TRA-C811	 8 054317 321138	CITROEN	C1 I [PM, PN]	06.05 - 12.14	305	290
84033	TRA-C821	 8 054317 321145	CITROEN	C2 [JM]	09.03 - 12.09	290	270
84055	TRA-C831	 8 054317 321367	CITROEN	C3 I [FC_]	02.02 - 11.10	360	320
84034	TRA-C832	 8 054317 321152	CITROEN	C3 II [SC_]	09.09	305	325
84041	TRA-C847	 8 054317 321220	CITROEN	C3 III [SX]	07.16	360	295
84035	TRA-C833	 8 054317 321169	CITROEN	C3 Picasso [A58]	02.09 - 03.10	290	325
84039	TRA-C845	 8 054317 321206	CITROEN	C4 [LC] (5 doors)	11.04 - 09.10	305	270
84038	TRA-C844	 8 054317 321190	CITROEN	C4 I Coupè [B5] 3Door	11.04 - 07.10	175	270
84040	TRA-C846	 8 054317 321213	CITROEN	C4 II [B7]	09.10	295	260
84036	TRA-C842	 8 054317 321176	CITROEN	C4 Cactus	02.14	255	255
84037	TRA-C843	 8 054317 321183	CITROEN	C4 Gand Picasso I	02.07 - 11.10	350	300
84043	TRA-C849	 8 054317 321244	CITROEN	C4 Picasso I [B58] (opening rear window)	10.06	360	315
84042	TRA-C848	 8 054317 321237	CITROEN	C4 Picasso I [B58] (rear window)	10.06	360	310

Sparblade Rear Arm Kit

Stock Number	CODE	BARCODE	Brand	Model	Year	Blade Size (mm)	Arm size (mm)
84296	TRA-C852	 8 0543 17 326898	CITROEN	C5 5Door	10.00 - 08.04	515	450
84044	TRA-C8410	 8 0543 17 321251	CITROEN	C4 Picasso I [B58]	01.07 - 03.08	350	300
84045	TRA-C8411	 8 0543 17 321268	CITROEN	C4 Picasso [B78]	07.13 - 11.18	310	295
84046	TRA-C854	 8 0543 17 321275	CITROEN	C5Tourer[X7]	04.08	250	255
84048	TRA-C8X2	 8 0543 17 321299	CITROEN	Xsara [N6,N7]	07.97 - 12.05	400	330
84049	TRA-C8X3	 8 0543 17 321305	CITROEN	Xsara Picasso [N68]	01.00 - 04.10	400	425
84198	TRA-P181	 8 0543 17 322791	CITROEN	C8 [EA, E8]	02.04 - 11.04	350	315
84049	TRA-C8X3	 8 0543 17 321305	CITROEN	Evasion [U6, AFR]	01.00 - 04.10	400	425
84297	TRA-C8C1	 8 0543 17 326904	CITROEN	C-Crosser [EP_]	02.07	310	290
84298	TRA-C8C5	 8 0543 17 326911	CITROEN	C-Zero	10.10	310	345
84307	TRA-D731	 8 0543 17 327000	CITROEN	DS3	01.10 - 07.15	290	330
84299	TRA-C8J1	 8 0543 17 326928	CITROEN	Jumpy (Hayon) [VF7]	01.07	360	340
84081	TRA-F2Q1	 8 0543 17 321626	CITROEN	Nemo [AA] (1 door)	02.08	360	265
84301	TRA-C8N2	 8 0543 17 326942	CITROEN	Nemo (2 doors)	02.08	370	290
84047	TRA-C8S1	 8 0543 17 321282	CITROEN	Saxo [S0, S1]	10.99 - 09.03	350	360
84302	TRA-D1D1	 8 0543 17 326959	DACIA	Dokker [KE_]	11.12	270	280
84050	TRA-D1D2	 8 0543 17 321312	DACIA	Duster [HS]	10.09 - 01.15	305	285
84051	TRA-D1L1	 8 0543 17 321329	DACIA	Lodgy [JS_]	03.12 - 04.15	290	270
84303	TRA-D1L2	 8 0543 17 326966	DACIA	Logan MCV [KS]	11.08	360	350
84052	TRA-D1S1	 8 0543 17 321336	DACIA	Sandero I [BS]	06.08	400	370

Sparblade Rear Arm Kit

Stock Number	CODE	BARCODE	Brand	Model	Year	Blade Size (mm)	Arm size (mm)
84304	TRA-D1S2	 8 054317 326973	DACIA	Sandero II	10.12	295	280
84305	TRA-D3S1	 8 054317 326980	DAIHATSU	Sirion	10.04	360	365
84306	TRA-D3T1	 8 054317 326997	DAIHATSU	Terios [J2]	05.06	310	250
84053	TRA-D741	 8 054317 321343	DS	DS4 [B75] (3 doors)	03.11 - 09.15	180	315
84051	TRA-D1L1	 8 054317 321329	DS	DS4 [B75] (5 doors)	03.11 - 09.15	290	270
84056	TRA-D751	 8 054317 321374	DS	DS5 [B81]	09.11 - 04.15	160	267
84058	TRA-F251	 8 054317 321398	FIAT	500 [312_]	07.07	290	275
84280	TRA-F253	 8 054317 324061	FIAT	500 L [351_ 352_]	09.12 - 05.17	310	295
84279	TRA-F254	 8 054317 324054	FIAT	500 X [334_]	01.15 - 07.18	285	280
84059	TRA-F2B1	 8 054317 321404	FIAT	Brava[182..]	10.95 - 12.01	330	300
84060	TRA-F2B2	 8 054317 321411	FIAT	Bravo I [182_]	10.95 - 09.01	330	300
84061	TRA-F2B3	 8 054317 321428	FIAT	Bravo II [198_]	03.07 - 12.14	290	310
84062	TRA-F2C1	 8 054317 321435	FIAT	Cinquecento [170_]	07.91 - 07.98	300	295
84063	TRA-F2C2	 8 054317 321442	FIAT	Croma [194_]	06.05 - 12.10	390	355
84064	TRA-F2D1	 8 054317 321459	FIAT	Doblò' [1W, 2W, 3C]	10.00 - 12.11	350	395
84065	TRA-F2F1	 8 054317 321466	FIAT	Freemont [JC]	08.11	310	330
84079	TRA-F2P11	 8 054317 321602	FIAT	Grande Punto [199_]	10.05 - 12.11	300	315
84002	TRA-A412	 8 054317 320834	FIAT	Idea [350]	01.04 - 12.05	350	301
84060	TRA-F2B2	 8 054317 321411	FIAT	Multipla [186_]	01.99 - 12.05	330	300
84067	TRA-F2M1	 8 054317 321480	FIAT	Marengo [285..]	01.97 - 09.02	390	355

Sparblade Rear Arm Kit

Stock Number	CODE	BARCODE	Brand	Model	Year	Blade Size (mm)	Arm size (mm)
84067	TRA-F2M1	 8 0543 17 321480	FIAT	Marea Weekend [185..]	10.96 - 12.02	390	355
84070	TRA-F2M4	 8 0543 17 321510	FIAT	Multipla [186_]	05.02 - 04.12	360	300
84071	TRA-F2P3	 8 0543 17 321527	FIAT	Palio[178..]	03.98 - 12.11	385	365
84072	TRA-F2P4	 8 0543 17 321534	FIAT	Siena[178..]	04.97 - 12.01	330	415
84073	TRA-F2P5	 8 0543 17 321541	FIAT	Panda [141_]	01.93 - 09.03	340	290
84074	TRA-F2P6	 8 0543 17 321558	FIAT	Panda [169_]	10.03 - 12.12	330	295
84075	TRA-F2P7	 8 0543 17 321565	FIAT	Panda [312_]	02.12	305	267
84076	TRA-F2P8	 8 0543 17 321572	FIAT	Punto [176_]	10.93 - 10.98	330	320
84077	TRA-F2P9	 8 0543 17 321589	FIAT	Punto [188_] (3 doors)	10.99 - 12.10	360	360
84078	TRA-F2P10	 8 0543 17 321596	FIAT	Punto [188_] (5 doors)	10.99 - 12.11	360	325
84079	TRA-F2P11	 8 0543 17 321602	FIAT	Punto Evo [199_]	10.09 - 12.12	300	315
84081	TRA-F2Q1	 8 0543 17 321626	FIAT	Qubo [300_] (1 door)	09.08	360	265
84082	TRA-F2Q2	 8 0543 17 321633	FIAT	Qubo [300_] (2 doors)	09.09	360	265
84084	TRA-F2S2	 8 0543 17 321657	FIAT	Sedici [189_]	12.09 - 12.14	250	260
84060	TRA-F2B2	 8 0543 17 321411	FIAT	Seicento [187_]	03.98 - 12.10	330	300
84086	TRA-F2S4	 8 0543 17 321671	FIAT	Stilo [192_]	10.01 - 06.06	350	290
84087	TRA-F2S5	 8 0543 17 321688	FIAT	Stilo [192_]	07.05 - 12.07	330	290
84088	TRA-F2S6	 8 0543 17 321695	FIAT	Stilo [192_]	07.05 - 12.09	360	290
84089	TRA-F2T1	 8 0543 17 321701	FIAT	Tempra SW [159]	02.90 - 12.98	330	305
84090	TRA-F2U1	 8 0543 17 321718	FIAT	Ulysse [121..]	09.94 - 09.02	350	315

Sparblade Rear Arm Kit

Stock Number	CODE	BARCODE	Brand	Model	Year	Blade Size (mm)	Arm size (mm)
84091	TRA-F2U2	 8 054317 321725	FIAT	Ulysse [179_]	10.02 - 10.05	350	310
84092	TRA-F2U3	 8 054317 321732	FIAT	Uno [146_]	09.87 - 12.00	335	295
84095	TRA-F4C1	 8 054317 321763	FORD	C-MAX [CB3]	03.07 - 12.11	310	285
84096	TRA-F4C2	 8 054317 321770	FORD	C-MAX [CB7]/(CEU)	09.10 - 05.15/03.15 -	410	335
84308	TRA-F4E1	 8 054317 327017	FORD	Ecosport	10.13	285	235
84309	TRA-F4E2	 8 054317 327024	FORD	Edge	01.16	365	320
84098	TRA-F4F2	 8 054317 321794	FORD	Fiesta V [JH, JD]	11.01 - 09.08	290	245
84099	TRA-F4F3	 8 054317 321800	FORD	Fiesta VI [CB1, CCN]	07.08 - 11.12	305	300
84100	TRA-F4F5	 8 054317 321817	FORD	Focus [DA]	06.04 - 12.10	350	340
84101	TRA-F4F8	 8 054317 321824	FORD	Focus III	01.11	305	310
84103	TRA-F4G1	 8 054317 321848	FORD	Galaxy [WA6]	03.06 - 09.12	350	355
84104	TRA-F4K1	 8 054317 321855	FORD	Ka I [RB]	09.96 - 09.08	400	475
84105	TRA-F4K2	 8 054317 321862	FORD	Ka II [RU8]	09.08 - 10.10	300	285
84106	TRA-F4K3	 8 054317 321879	FORD	Kuga I [CBV]	02.08 - 10.12	340	260
84107	TRA-F4K4	 8 054317 321886	FORD	Kuga II [DM2]	11.12	285	344
84108	TRA-F4M2	 8 054317 321893	FORD	Mondeo IV SW	02.07 - 12.14	310	265
84109	TRA-F4M3	 8 054317 321909	FORD	Mondeo III SW	10.00 - 01.07	300	270
84110	TRA-F4S2	 8 054317 321916	FORD	S-Max [WA6]	02.09 - 12.14	330	323
84111	TRA-F4S3	 8 054317 321923	FORD	S-Max [CJ]	01.15	330	330
84112	TRA-H3C1	 8 054317 321930	HONDA	CivicCoupé[EK]	05.01 - 12.04	305	295

Sparblade Rear Arm Kit

Stock Number	CODE	BARCODE	Brand	Model	Year	Blade Size (mm)	Arm size (mm)
84310	TRA-H3A1	 8 0543 17 327031	HONDA	Accord Tourer	02.03 - 08.08	315	290
84114	TRA-H3C5	 8 0543 17 321954	HONDA	CR-V [RE]	01.07 - 11.12	350	292
84115	TRA-H3C6	 8 0543 17 321961	HONDA	CR-V [RE, RM]	10.12	300	240
84311	TRA-H3F1	 8 0543 17 327048	HONDA	Jazz [GD]	03.02-12.08	360	390
84312	TRA-H3F2	 8 0543 17 327055	HONDA	Jazz [GE/GG/GP]	10.08	360	330
84313	TRA-H3I1	 8 0543 17 327062	HONDA	Insight	03.09 - 02.14	410	390
84314	TRA-H3S2	 8 0543 17 327079	HONDA	Stream	10.00 - 07.06	315	305
84315	TRA-H7A1	 8 0543 17 327086	HYUNDAI	Accent	04.06 - 02.12	360	265
84116	TRA-H7I1	 8 0543 17 321978	HYUNDAI	i10 [PA]	10.07	310	365
84097	TRA-H7I3	 8 0543 17 321787	HYUNDAI	i10 [IA]	09.13	285	245
84117	TRA-H7I4	 8 0543 17 321985	HYUNDAI	i20 [PB]	12.08	310	360
84118	TRA-H7I5	 8 0543 17 321992	HYUNDAI	i30 [FD]	09.07 - 11.11	305	294
84119	TRA-H7I6	 8 0543 17 322005	HYUNDAI	i30 [GD]	04.10 - 01.13	335	375
84316	TRA-H7I8	 8 0543 17 327093	HYUNDAI	i40 CW [VF]	07.11	360	265
84120	TRA-H7I10	 8 0543 17 322012	HYUNDAI	ix35 [EN]	09.08 - 12.12	320	274
84318	TRA-H7V1	 8 0543 17 327116	HYUNDAI	Veloster	06.11	220	260
84121	TRA-H7S1	 8 0543 17 322029	HYUNDAI	Santa Fé [CM]	03.06 - 12.12	355	300
84122	TRA-H7S2	 8 0543 17 322036	HYUNDAI	Santa Fé [DM]	09.12	350	295
84123	TRA-H7T1	 8 0543 17 322043	HYUNDAI	Tucson [JM]	08.04 - 03.10	460	295
84316	TRA-H7I8	 8 0543 17 327093	HYUNDAI	Tucson [TL]	06.15	360	265

Sparblade Rear Arm Kit

Stock Number	CODE	BARCODE	Brand	Model	Year	Blade Size (mm)	Arm size (mm)
84319	TRA-J3G2	 8 054317 327123	JEEP	Grand Cherokee III [WH, WK]	06.05 - 12.10	360	403
84320	TRA-J3G3	 8 054317 327130	JEEP	Grand Cherokee IV [WK, WK2]	11.10 - 06.13	310	310
84321	TRA-K3C4	 8 054317 327147	KIA	Ceed	11.06 - 06.09	320	290
84124	TRA-K3P1	 8 054317 322050	KIA	Picanto [SA]	05.04 - 01.11	310	275
84125	TRA-K3S3	 8 054317 322067	KIA	Sorento [XM]	09.09	270	264
84322	TRA-K3S4	 8 054317 327154	KIA	Soul	02.09	285	235
84323	TRA-K3S9	 8 054317 327161	KIA	Sportage [JE, KM]	09.07	305	460
84120	TRA-H7I10	 8 054317 322012	KIA	Sportage R [SL]	03.10	320	274
84127	TRA-K3S11	 8 054317 322081	KIA	Sportage [QL]	01.16	290	245
84128	TRA-L2D1	 8 054317 322098	LANCIA	Dedra StationWagon [835]	10.94 - 10.99	390	300
84129	TRA-L2D2	 8 054317 322104	LANCIA	Delta [844]	07.08 - 08.14	290	265
84074	TRA-F2P6	 8 054317 321558	LANCIA	Musa [184]	10.04 - 01.06	330	295
84091	TRA-F2U2	 8 054317 321725	LANCIA	Phedra [180]	09.02 - 09.05	350	310
84132	TRA-L2V1	 8 054317 322135	LANCIA	Voyager [RT]	12.09	405	270
84133	TRA-L2Y2	 8 054317 322142	LANCIA	Y10	1992 - 1995	330	330
84134	TRA-L2Y3	 8 054317 322159	LANCIA	Y [840]	01.96 - 06.03	295	255
84135	TRA-L2Y4	 8 054317 322166	LANCIA	Ypsilon [843]	06.03 - 11.11	305	260
84136	TRA-L2Y5	 8 054317 322173	LANCIA	Ypsilon [846,312]	06.11	260	265
84324	TRA-L3F1	 8 054317 327178	LAND ROVER	Freelander [L314]	04.98 - 10.06	370	380
84138	TRA-M522	 8 054317 322197	MAZDA	2 [DE]	06.07 - 12.14	350	395

Sparblade Rear Arm Kit

Stock Number	CODE	BARCODE	Brand	Model	Year	Blade Size (mm)	Arm size (mm)
84139	TRA-M531	 8 0543 17 322203	MAZDA	3 [BK]	07.03 - 12.09	350	330
84140	TRA-M532	 8 0543 17 322210	MAZDA	3 [BL]	12.08 - 12.13	350	300
84141	TRA-M561	 8 0543 17 322227	MAZDA	6Fastback [GG/GY]	04.02 - 08.08	305	260
84325	TRA-M5C5	 8 0543 17 327185	MAZDA	CX-7 [ER]	06.09 - 03.13	360	340
84142	TRA-M8A1	 8 0543 17 322234	MERCEDES-BENZ	Classe A [W169]	09.04 - 06.12	305	363
84143	TRA-M8B1	 8 0543 17 322241	MERCEDES-BENZ	Classe B [W245]	04.05 - 05.11	275	323
84144	TRA-M8B2	 8 0543 17 322258	MERCEDES-BENZ	Classe B [W246]	09.11 - 06.15	270	240
84145	TRA-M8C1	 8 0543 17 322265	MERCEDES-BENZ	Classe C [S204]	01.07 - 11.08	290	267
84146	TRA-M8E1	 8 0543 17 322272	MERCEDES-BENZ	Classe E [S212]	08.08 - 02.14	290	267
84149	TRA-M8M1	 8 0543 17 322302	MERCEDES-BENZ	Classe ML [W164,166]	08.05 - 08.11	305	300
84326	TRA-M8R1	 8 0543 17 327192	MERCEDES-BENZ	Classe R [W251]	08.05	310	290
84147	TRA-M8G3	 8 0543 17 322289	MERCEDES-BENZ	GLA [X156]	01.14 - 01.17	295	265
84148	TRA-M8G6	 8 0543 17 322296	MERCEDES-BENZ	GLK [X204]	06.08	305	300
84150	TRA-M8V2	 8 0543 17 322319	MERCEDES-BENZ	Viano [W639]	09.03 - 08.05	410	408
84278	TRA-M12C1R	 8 0543 17 323668	MINI	Clubman [R55] (right)	11.07 - 08.14	300	265
84151	TRA-M12C1L	 8 0543 17 322326	MINI	Clubman [R55] (left)	11.07 - 08.14	290	265
84153	TRA-M12C4	 8 0543 17 322340	MINI	Mini [R50,R53]	06.01 - 07.04	310	245
84152	TRA-M12C3	 8 0543 17 322333	MINI	Mini [R50,R53]	08.04 - 11.06	295	270
84155	TRA-M12C8	 8 0543 17 322364	MINI	Mini [R56]	11.06 - 03.12	250	245
84327	TRA-M12C2	 8 0543 17 327208	MINI	Mini Cooper [R50, R53]	06.03 - 09.06	295	300

Sparblade Rear Arm Kit

Stock Number	CODE	BARCODE	Brand	Model	Year	Blade Size (mm)	Arm size (mm)
84155	TRA-M12C8	 8 054317 322364	MINI	Mini Countryman [R60]	09.10	250	245
84329	TRA-M13G1	 8 054317 327222	MITSUBISHI	Grandis	01.04 - 01.08	315	340
84331	TRA-M13O1	 8 054317 327246	MITSUBISHI	Outlander	2005 - 2006	360	366
84156	TRA-M13O3	 8 054317 322371	MITSUBISHI	Outlander[GF]	04.12	305	250
84157	TRA-M13P2	 8 054317 322388	MITSUBISHI	Pajero[V80,V90]	08.09	305	255
84332	TRA-M13S1	 8 054317 327253	MITSUBISHI	Space Star 2	11.12	315	330
84328	TRA-M13C1	 8 054317 327215	MITSUBISHI	Colt VI [Z3_, Z2_]	08.04 - 06.12	360	355
84158	TRA-N1J1	 8 054317 322395	NISSAN	Juke [F15]	07.10	305	295
84333	TRA-N1L1	 8 054317 327260	NISSAN	Leaf	10.10	250	290
84159	TRA-N1M2	 8 054317 322401	NISSAN	Micra III [K12]	11.02 - 05.05	305	295
84160	TRA-N1M3	 8 054317 322418	NISSAN	Micra IV [K13K]	03.11	420	350
84334	TRA-N1M4	 8 054317 327277	NISSAN	Murano	06.08	270	295
84161	TRA-N1N1	 8 054317 322425	NISSAN	Note [E11, NE11]	01.05 - 08.14	305	330
84162	TRA-N1N2	 8 054317 322432	NISSAN	Note [E12]	08.13	320	250
84163	TRA-N1Q1	 8 054317 322449	NISSAN	Qashqai+2 [JJ10]	08.08	305	295
84164	TRA-N1Q3	 8 054317 322456	NISSAN	Qashqai II [J11E, J11R]	12.13	310	295
84165	TRA-N1X3	 8 054317 322463	NISSAN	X-Trail [T31]	04.07	350	330
84057	TRA-N1X4	 8 054317 321381	NISSAN	X-Trail [T32_]	04.14	310	295
84178	TRA-O1A1	 8 054317 322593	OPEL	Adam [M13]	10.13	360	270
84335	TRA-O1A3	 8 054317 327284	OPEL	Agila B [H08]	04.08	255	260

Sparblade Rear Arm Kit

Stock Number	CODE	BARCODE	Brand	Model	Year	Blade Size (mm)	Arm size (mm)
84336	TRA-O1A4	 8 0543 17 327291	OPEL	Antara	05.06	315	300
84166	TRA-O1A9	 8 0543 17 322470	OPEL	Astra Hatchback [G]	09.97 - 02.05	405	460
84167	TRA-O1A10	 8 0543 17 322487	OPEL	Astra StationWagon [G]	09.97 - 08.05	300	270
84168	TRA-O1A11	 8 0543 17 322494	OPEL	Astra GTC [J]	09.11	305	260
84259	TRA-O1A8	 8 0543 17 323408	OPEL	Astra Caravan [F]	09.91 - 08.98	380	355
84169	TRA-O1A12	 8 0543 17 322500	OPEL	Astra GTC Hatchback [H]	03.05 - 09.09	305	275
84169	TRA-O1A12	 8 0543 17 322500	OPEL	Astra GTC SW [H]	03.05 - 09.09	305	275
84171	TRA-O1A14	 8 0543 17 322524	OPEL	Astra J [P10]	09.09	305	260
84171	TRA-O1A14	 8 0543 17 322524	OPEL	Astra Sports Tourer J [P10]	09.10	305	260
84173	TRA-O1A16	 8 0543 17 322548	OPEL	Astra K [B16]	09.15	305	260
84169	TRA-O1A12	 8 0543 17 322500	OPEL	Corsa E	10.14	305	275
84174	TRA-O1C2	 8 0543 17 322555	OPEL	Corsa C [X01]	09.00 - 09.06	410	333
84175	TRA-O1C3	 8 0543 17 322562	OPEL	Corsa D [S07]	07.06	305	350
84177	TRA-O1I2	 8 0543 17 322586	OPEL	Insignia A [G09]	09.08	305	300
84337	TRA-O1I1	 8 0543 17 327307	OPEL	Insignia A ST [G09]	07.08	310	280
84174	TRA-O1C2	 8 0543 17 322555	OPEL	Meriva A	03.03 - 03.10	410	333
84180	TRA-O1M3	 8 0543 17 322616	OPEL	Meriva B	06.10	405	355
84181	TRA-O1M4	 8 0543 17 322623	OPEL	Mokka [J13]	06.12	240	322
84338	TRA-O1V1	 8 0543 17 327314	OPEL	Vectra C SW [Z02]	07.02 - 07.08	390	365
84182	TRA-O1Z1	 8 0543 17 322630	OPEL	Zafira A [T98]	03.99 - 07.05	410	403

Sparblade Rear Arm Kit

Stock Number	CODE	BARCODE	Brand	Model	Year	Blade Size (mm)	Arm size (mm)
84183	TRA-O1Z2	 8 054317 322647	OPEL	Zafira B [A05]	07.05 - 04.15	350	315
84184	TRA-O1Z3	 8 054317 322654	OPEL	Zafira Tourer C [P12]	10.11	350	265
84047	TRA-C8S1	 8 054317 321282	PEUGEOT	106 II [I]	05.96 - 07.04	350	360
84032	TRA-C811	 8 054317 321138	PEUGEOT	107 [PM, PN]	06.05 - 12.14	305	290
84205	TRA-R2C6	 8 054317 322869	PEUGEOT	1007	11.04 - 07.10	305	300
84339	TRA-P113	 8 054317 327321	PEUGEOT	108	05.14	310	260
84047	TRA-C8S1	 8 054317 321282	PEUGEOT	206 [2A/C]	08.98 - 02.09	350	360
84187	TRA-P122	 8 054317 322685	PEUGEOT	206 SW [2E/K]	03.02 - 12.06	350	273
84047	TRA-C8S1	 8 054317 321282	PEUGEOT	207 [A7]	05.06 - 04.12	350	360
84188	TRA-P124	 8 054317 322692	PEUGEOT	207 SW [WK]	06.07 - 12.13	305	305
84340	TRA-P127	 8 054317 327338	PEUGEOT	208 I [CA_, CC_]	03.12	370	315
84049	TRA-C8X3	 8 054317 321305	PEUGEOT	306	04.93 - 05.01	400	425
84190	TRA-P131	 8 054317 322715	PEUGEOT	306 Break [N5]	05.97 - 03.02	290	275
84192	TRA-P133	 8 054317 322739	PEUGEOT	307 [3A/C]	08.00 - 05.05	350	290
84055	TRA-C831	 8 054317 321367	PEUGEOT	307 [3H]	04.01 - 12.06	360	320
84341	TRA-P134	 8 054317 327345	PEUGEOT	307 SW [3H]	04.01 - 07.08	365	335
84205	TRA-R2C6	 8 054317 322869	PEUGEOT	308 [4A, 4AC]	09.07 - 06.13	305	300
84195	TRA-P137	 8 054317 322760	PEUGEOT	308 II SW [T9]	01.14	295	245
84194	TRA-P136	 8 054317 322753	PEUGEOT	308 SW [T7]	05.08 - 01.14	300	300
84342	TRA-P141	 8 054317 327352	PEUGEOT	406 Break	10.96-06.04	365	295

Sparblade Rear Arm Kit

Stock Number	CODE	BARCODE	Brand	Model	Year	Blade Size (mm)	Arm size (mm)
84298	TRA-C8C5	 8 0543 17 3269 11	PEUGEOT	ION Electric	10.10	310	345
84196	TRA-P142	 8 0543 17 3227 77	PEUGEOT	407 SW [D2]	05.04 - 02.11	290	285
84205	TRA-R2C6	 8 0543 17 3228 69	PEUGEOT	508 SW [8D]	10.10	305	300
84198	TRA-P181	 8 0543 17 3227 91	PEUGEOT	807 [V2]	06.02 - 07.05	350	315
84344	TRA-P1201	 8 0543 17 3273 76	PEUGEOT	2008 [CU_]	03.13	300	280
84200	TRA-P1302	 8 0543 17 3228 14	PEUGEOT	3008 [T8]	05.09	315	310
84297	TRA-C8C1	 8 0543 17 3269 04	PEUGEOT	4007 [GP_]	02.07	310	290
84201	TRA-P1403	 8 0543 17 3228 21	PEUGEOT	4008	05.12	250	250
84035	TRA-C833	 8 0543 17 3211 69	PEUGEOT	5008 [T8]	09.09	290	325
84301	TRA-C8N2	 8 0543 17 3269 42	PEUGEOT	Bipper (2 doors)	02.08	370	290
84081	TRA-F2Q1	 8 0543 17 3216 26	PEUGEOT	Bipper [AA] (1 door)	02.08	360	265
84299	TRA-C8J1	 8 0543 17 3269 28	PEUGEOT	Expert (2 doors)	01.07	360	340
84347	TRA-P1E1	 8 0543 17 3274 06	PEUGEOT	Expert [VF3_]	12.06	410	350
84031	TRA-C8B1	 8 0543 17 3211 21	PEUGEOT	Ranch/Partner I	06.96 - 06.08	400	345
84350	TRA-P6C2	 8 0543 17 3274 37	PORSCHE	Cayenne [92A]	06.10	370	330
84051	TRA-D1L1	 8 0543 17 3213 29	RENAULT	Captur [J5]	01.13 - 03.16	290	270
84351	TRA-R2C3	 8 0543 17 3274 44	RENAULT	Clio I	03.94 - 02.98	420	420
84205	TRA-R2C6	 8 0543 17 3228 69	RENAULT	Clio II [BB./CB./SB.]	03.98 - 05.09	305	300
84352	TRA-R2C8	 8 0543 17 3274 51	RENAULT	Clio III [BR0/1]	06.05	365	280
84207	TRA-R2C10	 8 0543 17 3228 83	RENAULT	Clio III [BR/CR]	06.07	360	300

Sparblade Rear Arm Kit

Stock Number	CODE	BARCODE	Brand	Model	Year	Blade Size (mm)	Arm size (mm)
84206	TRA-R2C9	 8 054317 322876	RENAULT	Clio III Grandtour [BR/CR]	06.05 - 05.07	300	270
84208	TRA-R2C11	 8 054317 322890	RENAULT	Clio III Grandtour [KR]	08.07	355	300
84209	TRA-R2C12	 8 054317 322906	RENAULT	Clio IV [BH]	05.12	250	295
84210	TRA-R2E1	 8 054317 322913	RENAULT	EspaceV [JK;JK0]	11.02	350	355
84211	TRA-R2K1	 8 054317 322920	RENAULT	Kadjar [HL]	05.09	240	240
84212	TRA-R2K2	 8 054317 322937	RENAULT	Kangoo I [FC./KC.]	10.97 - 12.07	360	330
84213	TRA-R2K3	 8 054317 322944	RENAULT	Koleos [HY_]	09.08	405	415
84214	TRA-R2L1	 8 054317 322951	RENAULT	Laguna II [BG.]	03.01 - 09.07	500	595
84215	TRA-R2L3	 8 054317 322968	RENAULT	Laguna II Grandtour [KG.]	03.01 - 09.07	350	360
84052	TRA-D1S1	 8 054317 321336	RENAULT	Mégane I [BAO/1_]	01.96 - 09.99	400	370
84216	TRA-R2M5	 8 054317 322975	RENAULT	Mégane II [LM]	09.02 - 01.06	230	240
84216	TRA-R2M5	 8 054317 322975	RENAULT	Mégane II Hatchback [BM./CM./GM./SM.]	11.02 - 01.06	230	240
84354	TRA-R2M9	 8 054317 327475	RENAULT	Mégane III Coupe	01.09	360	305
84218	TRA-R2M11	 8 054317 322999	RENAULT	Mégane III [BZO]	02.10	360	295
84353	TRA-R2M1	 8 054317 327468	RENAULT	Mégane Scenic [JAO/1]	10.96 - 08.03	420	360
84219	TRA-R2M12	 8 054317 323002	RENAULT	Modus [F/JP]	06.04	305	354
84221	TRA-R2S2	 8 054317 323026	RENAULT	Scenic II [JM_]	05.03 - 11.04	270	280
84355	TRA-R2S1	 8 054317 327482	RENAULT	Scenic II RX4	06.00 - 04.09	365	370
84356	TRA-R2S3	 8 054317 327499	RENAULT	Scenic III [JZO/1]	02.09	305	290
84222	TRA-R2T1	 8 054317 323033	RENAULT	Trafic II [EL/FL/JL]	05.01	410	465

Sparblade Rear Arm Kit

Stock Number	CODE	BARCODE	Brand	Model	Year	Blade Size (mm)	Arm size (mm)
84223	TRA-R2T2	 8 0543 17 323040	RENAULT	Twingo I [CO_/SO_]	03.93 - 05.07	305	410
84224	TRA-R2T3	 8 0543 17 323057	RENAULT	Twingo II [CN,CN/GN]	04.07	310	290
84357	TRA-S132	 8 0543 17 327505	SAAB	9-3	09.07 - 06.12	310	290
84358	TRA-S151	 8 0543 17 327512	SAAB	9-5	03.10 - 06.12	370	280
84225	TRA-S5A4	 8 0543 17 323064	SEAT	Alhambra [710, 711]	07.10	350	275
84359	TRA-S5E1	 8 0543 17 327529	SEAT	Exeo [3R5]	02.09 - 05.13	350	295
84226	TRA-S5I4	 8 0543 17 323071	SEAT	Ibiza [6J5]	03.12	350	265
84254	TRA-V2P1	 8 0543 17 323354	SEAT	Leon [1P1]	02-10 - 12.12	285	270
84227	TRA-S5L3	 8 0543 17 323088	SEAT	Leon [5F1]	09.12	330	270
84268	TRA-V2U1	 8 0543 17 323491	SEAT	Mii [KF1]	10.11	250	255
84268	TRA-V2U1	 8 0543 17 323491	SKODA	Citigo	10.11	250	255
84228	TRA-S7F1	 8 0543 17 323095	SKODA	Fabia [6Y5]	09.99 - 03.08	370	503
84251	TRA-V2G2	 8 0543 17 323323	SKODA	Fabia [5J2]	12.06 - 05.13	330	265
84363	TRA-S7F7	 8 0543 17 327567	SKODA	Fabia III [NJ3]	01.15	350	280
84230	TRA-S7O1	 8 0543 17 323118	SKODA	Octavia [1U2]	09.96 - 01.03	405	572
84231	TRA-S7O4	 8 0543 17 323125	SKODA	Octavia [5E3]	11.12	410	265
84364	TRA-S7R6	 8 0543 17 327574	SKODA	Roomster [5J]	01.07 - 05.15	340	265
84232	TRA-S7S1	 8 0543 17 323132	SKODA	Superb [3T4]	03.08 - 05.15	400	315
84233	TRA-S7Y1	 8 0543 17 323149	SKODA	Yeti [5L]	09.09 - 12.17	280	254
84235	TRA-S8F1	 8 0543 17 323163	SMART	Forfour[454]	01.04 - 06.07	350	258

Sparblade Rear Arm Kit

Stock Number	CODE	BARCODE	Brand	Model	Year	Blade Size (mm)	Arm size (mm)
84236	TRA-S8F2	 8 054317 323170	SMART	Fortwo Coupé [450]	02.04 - 03.07	330	255
84237	TRA-S8F3	 8 054317 323187	SMART	Fortwo Coupé [451]	04.07	280	295
84365	TRA-S12F1	 8 054317 327581	SUBARU	Forester [SG_]	06.05 - 05.08	360	295
84238	TRA-S12F2	 8 054317 323194	SUBARU	Forester [SH, SJ]	12.07 - 12.12	360	290
84366	TRA-S12I1	 8 054317 327598	SUBARU	Impreza [GG]	09.05 - 12.08	365	300
84366	TRA-S12I1	 8 054317 327598	SUBARU	Legacy [BP]	06.05 - 12.09	365	300
84368	TRA-S12X1	 8 054317 327611	SUBARU	XV [GP3]	01.12	320	290
84239	TRA-S13A2	 8 054317 323200	SUZUKI	Alto [GF]	03.09 -	260	310
84369	TRA-S13L2	 8 054317 327628	SUZUKI	Liana	03.01 - 04.08	315	270
84240	TRA-S13S3	 8 054317 323217	SUZUKI	Splash [A5B]	01.08	250	255
84240	TRA-S13S3	 8 054317 323217	SUZUKI	Swift [Z]	11.14	250	255
84242	TRA-S13V2	 8 054317 323231	SUZUKI	Vitara [LY]	02.15	305	260
84032	TRA-C811	 8 054317 321138	TOYOTA	Aygo [B1]	02.05 - 12.14	305	290
84370	TRA-T7C1	 8 054317 327635	TOYOTA	Corolla Hatchback	11.01 - 12.07	360	410
84371	TRA-T7C2	 8 054317 327642	TOYOTA	Corolla Verso [ZER]	04.04 - 03.09	285	265
84244	TRA-T7I2	 8 054317 323255	TOYOTA	iQ [J1]	11.08 - 05.14	275	320
84372	TRA-T7P2	 8 054317 327659	TOYOTA	Previa	02.00 - 01.06	410	366
84373	TRA-T7P4	 8 054317 327666	TOYOTA	Prius [W2]	09.03 - 12.09	410	365
84245	TRA-T7P5	 8 054317 323262	TOYOTA	Prius [W30,W35]	04.09	410	270
84374	TRA-T7R1	 8 054317 327673	TOYOTA	RAV 4 [A3]	11.05 - 08.08	310	250

Sparblade Rear Arm Kit

Stock Number	CODE	BARCODE	Brand	Model	Year	Blade Size (mm)	Arm size (mm)
84246	TRA-T7R2	 8 0543 17 323279	TOYOTA	RAV 4 [A4]	08.08 - 12.12	305	260
84247	TRA-T7R3	 8 0543 17 323286	TOYOTA	RAV 4 [A4]	06.13	250	230
84281	TRA-T7Y3	 8 0543 17 325716	TOYOTA	Yaris (France Version)		315	385
84248	TRA-T7Y2	 8 0543 17 323293	TOYOTA	Yaris [P1]	01.99 - 08.05	290	355
84249	TRA-T7Y4	 8 0543 17 323309	TOYOTA	Yaris [P9]	08.05 - 07.11	305	365
84250	TRA-T7Y5	 8 0543 17 323316	TOYOTA	Yaris [P13]	07.11	405	343
84375	TRA-T7Y1	 8 0543 17 327680	TOYOTA	Yaris Verso [P9]	09.00 - 10.02	410	430
84251	TRA-V2G2	 8 0543 17 323323	VOLKSWAGEN	Golf V [1K1]	10.03 - 11.08	330	265
84252	TRA-V2G3	 8 0543 17 323330	VOLKSWAGEN	Golf VI [5K1]	10.08 - 11.12	280	280
84253	TRA-V2G5	 8 0543 17 323347	VOLKSWAGEN	Golf VII [5G1]	08.12	280	252
84199	TRA-V2G6	 8 0543 17 322807	VOLKSWAGEN	Golf VII Variant [BA5]	08.12	340	295
84254	TRA-V2P1	 8 0543 17 323354	VOLKSWAGEN	Passat Variant [3C5]	08.05 - 11.10 /08.10 - 12.14	285	270
84258	TRA-V2P6	 8 0543 17 323392	VOLKSWAGEN	Polo [9N]	09.01 - 06.05	285	255
84251	TRA-V2G2	 8 0543 17 323323	VOLKSWAGEN	Polo [9N1]	10.02 - 06.05	330	265
84257	TRA-V2P5	 8 0543 17 323385	VOLKSWAGEN	Polo [9N3]	05.05 - 12.09	325	262
84377	TRA-V2S2	 8 0543 17 327703	VOLKSWAGEN	Scirocco R	08.08	250	232
84260	TRA-V2S3	 8 0543 17 323415	VOLKSWAGEN	Sharan [7N1,7N2]	05.10	350	265
84261	TRA-V2T2	 8 0543 17 323422	VOLKSWAGEN	Tiguan [5N1,5N2]	11.07	330	270
84262	TRA-V2T3	 8 0543 17 323439	VOLKSWAGEN	Touareg [7LA,7L6]	11.02 - 08.07	345	275
84263	TRA-V2T4	 8 0543 17 323446	VOLKSWAGEN	Touareg [7P5,7P6]	01.10	360	270


Sparblade Rear Arm Kit

Stock Number	CODE	BARCODE	Brand	Model	Year	Blade Size (mm)	Arm size (mm)
84264	TRA-V2T5	 8 054317 323453	VOLKSWAGEN	Touran [1T1,T2]	02.03 - 05.10	405	295
84225	TRA-S5A4	 8 054317 323064	VOLKSWAGEN	Touran [1T3]	05.10 - 05.15	350	275
84199	TRA-V2G6	 8 054317 322807	VOLKSWAGEN	Touran [5T1]	05.15	340	295
84267	TRA-V2T8	 8 054317 323484	VOLKSWAGEN	Transporter T5 [7H,7J]	02.03 - 11.09	410	355
84268	TRA-V2U1	 8 054317 323491	VOLKSWAGEN	Up! [121,122]	12.11	250	255
84378	TRA-V3C1	 8 054317 327710	VOLVO	C30	10.06 - 07.10	415	300
84269	TRA-V3V1	 8 054317 323507	VOLVO	V40 I	01.95 - 08.04	405	325
84270	TRA-V3V2	 8 054317 323514	VOLVO	V40 II [525, 526]	09.12	290	300
84379	TRA-V3V3	 8 054317 327727	VOLVO	V50 [545]	01.05	355	289
84271	TRA-V3V4	 8 054317 323521	VOLVO	V60 I [155, 157]	09.10 - 06.15	305	430
84272	TRA-V3V5	 8 054317 323538	VOLVO	V60 I [155, 157]	06.15	310	295
84381	TRA-V3V7	 8 054317 327741	VOLVO	V70 II [285]	04.05 - 12.08	385	328
84380	TRA-V3V6	 8 054317 327734	VOLVO	V70 II [285]	11.99 - 12.04	410	368
84273	TRA-V3V8	 8 054317 323545	VOLVO	V70 III [135]	08.07	350	385
84274	TRA-V3X3	 8 054317 323552	VOLVO	XC60 [156]	08.10	350	367
84275	TRA-V3X8	 8 054317 323569	VOLVO	XC90 I [275]	08.06 - 07.16	350	360
84277	TRA-V3X10	 8 054317 323583	VOLVO	XC90 II [256]	06.15	360	365
84382	TRA-V3X7	 8 054317 327758	VOLVO	XC90 R-Design	01.07 - 10.08	390	525


Espositori

display unit · présentoir · Expositor · Ausstellungsgestell · стойка · WIESZAK · σΤΑΥΤ




CODE	BARCODE	DIMENSIONS	HOOKS	CAPACITY
38001		600x150x170	9	45




CODE	BARCODE	DIMENSIONS	HOOKS	CAPACITY
38009		1700x570x570	6x2	96



CODE	BARCODE	DIMENSIONS	HOOKS	CAPACITY
38002		1340x510x350	8x2	80



CODE	BARCODE	DIMENSIONS	HOOKS	CAPACITY
38008		560x325x176	7	35



PASTIGLIE LAVAVETRI

Windshield washer Tablets
 Pastilles de lave-glace
 Tablettes de lavado de parabrisas
 Scheibenwaschentabletten
 таблетки омывателя ветрового стекла
 Tabletki do spryskiwaczy szyb
 δισκία πλυντηρίου παρμπρίζ

CODE	BARCODE	CAPACITY
22012		1 x 4 Lt

Accessori

accessories · accessoires · accesorios · Zubehör · аксессуары · akcesoria · εξαρτήματα

De-icer



22001



8 054317 323590

200 ml



270 e



No-Fog



22003



8 054317 323613

400 ml

520 e

Glossy Glass



22002



8 054317 323606

400 ml

520 e

IT Ideale per rimuovere e/o prevenire la formazione di leggeri strati di ghiaccio e sue dirette conseguenze. Trova facile applicazione su vetro, lamiera, piccoli ingranaggi, serrature, lucchetti.

EN Aerosol suitable to remove and / or prevent the formation of thin layers of ice and its direct consequences. Find easy application on glass, metal, small gears, locks, padlocks.

FR Idéal pour éliminer et/ou prévenir la formation de légères couches de givre et ses conséquences directes. Il est facile à appliquer sur le verre, la tôle, les petits engrenages, les serrures, les cadenas.

ES Ideal para eliminar y/o prevenir la formación de finas capas de hielo y evitar así sus consecuencias. Fácil de aplicar sobre vidrio, chapa, pequeños engranajes, serraduras y candados.

DE Ideal zum Entfernen und/oder zur Vorbeugung gegen dünne Eisschichten und daraus abzuleitende Folgen. Einfaches Auftragen auf die Scheibe, das Blech, kleine Zahnräder, Schlösser, Vorhängeschlösser.

RU Идеально подходит для удаления и/или предотвращения образования тонкого слоя льда и его прямых последствий. Легко наносится на стекло, листовой металл, малогабаритные зубчатые передачи, врезные и навесные замки.

PL Idealny do usuwania i/lub zapobiegania powstawaniu cienkich warstw lodu i jego bezpośrednich konsekwencji. Łatwa aplikacja na szybę, blachę, małe zębatki, zamki, kłódki.

GR Ιδανικό για να αφαιρείται και/ή να μην σχηματίζεται ελαφρύ στρώμα πάγου και να αποφεύγονται οι επακόλουθες επιπτώσεις. Εύκολη εφαρμογή σε τζάμια, λαμαρίνες, μικρά γρανάκια, κλειδαριές, λουκέτα.

IT Prodotto ideale per evitare l'appannamento dei vetri, cristalli e parabrezza auto. Riduce la rifrazione dei raggi luminosi, garantendo perfetta visibilità anche durante la guida notturna.

EN Ideal for avoiding fogging of glass, car glass and windshield. It reduces the refraction of the light rays, ensuring perfect visibility even during night driving.

FR Produit idéal pour éviter la buée des vitres et des pare-brise des voitures. Il réduit la réfraction des rayons lumineux, en garantissant une visibilité parfaite, même durant la conduite nocturne.

ES Es un producto ideal para evitar el empañado de vidrios, lunas y parabrisas de coches. Reduce la refracción de los rayos de luz, garantizando una visibilidad perfecta incluso conduciendo de noche.

DE Ideales Produkt, um das Beschlagen von Glas, Scheiben und Frontscheiben von Autos zu verhindern. Verringert die Brechung einfallender Lichtstrahlen und sicher perfekte Sicht auf bei Nachtfahrten.

RU Идеальное средство, помогающее избежать запотевание стекла, окон и лобового стекла автомобиля. Уменьшает преломление световых лучей, обеспечивая идеальную видимость даже во время ночного вождения.

PL Produkt idealny, aby nie dopuścić do parowania szyb i lusterek samochodu. Zmniejsza załamanie światła, zapewniając idealną widoczność, nawet podczas jazdy noc.

GR Ιδανικό προϊόν για να μην θαμπώνουν τα τζάμια, τα κρύσταλλα και το παρμπρίζ του αυτοκινήτου. Μειώνει την ανάκλαση των ακτίνων φωτός ενώ παράλληλα εξασφαλίζει άριστη ορατότητα στη νυχτερινή οδήγηση.

IT Spray detergente specifico per la pulizia e lo sgrassaggio di tutte le superfici in vetro anche ogni tipo di superficie smaltata. Elimina macchie derivate da sporco, grasso, striature da gomma, insetti, nicotina e salsedine.

EN Spray detergent specific for the cleaning and degreasing of all glass surfaces including any type of enameled surface. It removes stains from dirty, greasy, rubber streaks, insects, nicotine and salt.

FR Spray détergent spécifique pour le nettoyage et le dégraissage de toutes les surfaces en verre, et tout type de surfaces émaillées. Il élimine les taches dues à la saleté, graisse, stries de caoutchouc, insectes, nicotine et sel.

ES Aerosol detergente específico para la limpieza y el desengrasado de todas las superficies de vidrio y de todo tipo de superficie esmaltada. Elimina las manchas de suciedad, grasa, estriados de goma, insectos, nicotina y adarce.

DE Reinigungsspray speziell zur Reinigung und zum Entfetten aller Oberflächen aus Glas und aller Arten lackierter Oberflächen. Beseitigt Flecken durch Schmutz, Fett, Gummischlieren, Insekten, Nikotin und Salzkrusten.

RU Специальный очищающий спрей для очистки и обезжиривания всех поверхности любого стекла, включая глазурованную поверхность любого типа. Устраняет пятна грязи, жира, резиновых полос, насекомых, никотина и соли.

PL Specjalny spray do czyszczenia i odtłuszczania wszystkich szklanych powierzchni, w tym wszelkiego rodzaju powierzchni emaliowanych. Usuwa plamy pochodzące z brudu, smaru, smug gumowych, owadów, nikotyny i soli.

GR Απορρυπαντικό σπρέι ειδικό για τον καθαρισμό και την απολίπανση όλων των γυάλινων επιφανειών αλλά και όλων των επισματωμένων επιφανειών. Εξαφανίζει τους λεκέδες από βρομιά, λάδια, διαγραμμίσεις από λάστιχο, κουνούπια, νικοτίνη και αλμύρα.

Accessori

accessories · accessoires · accesorios · Zubehör · аксессуары · akcesoria · εξαρτήματα



**Nanoglass
Active**

22004



8 054317 323620

400 ml

520 e

IT Detergente attivatore da utilizzare prima dell'applicazione di Nanoglass, al fine di ottenere un risultato più duraturo nel tempo.

EN Activator detergent to be used before Nanoglass application, to obtain a longer lasting result surface.

FR Détergent activateur à utiliser avant l'application de Nanoglass, afin d'obtenir un résultat plus durable dans le temps.

ES Detergente activador, se aplica antes de Nanoglass, para conseguir un resultado más duradero.

DE Reinigungsoptimierer, der vor dem Auftragen von Nanoglass zu verwenden ist, um eine länger anhaltendes Ergebnis zu erhalten.

RU Мощнее средство-активатор, которое применяется перед нанесением средства Nanoglass, чтобы получить более длительный результат с течением времени.

PL Aktywator, który należy stosować przed aplikacją Nanoglass, w celu uzyskania bardziej długotrwałego efektu.

GR Ενεργοποιητής απορρυπαντικού που χρησιμοποιείται πριν την εφαρμογή του Nanoglass, για μεγαλύτερη διάρκεια στο χρόνο.



**Nano
Glass**

22005



8 054317 323637

250 ml



IT NANOGLOSS ACTIVE è una sospensione alcolica a base di nanomateriali per il trattamento idrofobizzante delle superfici in vetro. Il prodotto modifica la superficie del vetro creando un effetto superidrofobico. Le gocce d'acqua scorrono via velocemente lasciando il vetro asciutto.

EN NANOGLOSS is a nanomaterial alcohol suspension for the hydrophobic treatment of glass surfaces. The product changes the surface of the glass creating a superhydrophobic effect. Water drops flow quickly leaving the dry glass.

FR NANOGLOSS ACTIVE est une suspension alcoolique à base de nanomatériaux pour le traitement d'hydrophobisation des surfaces en verre. Le produit modifie la surface du verre en créant un effet super-hydrophobe. Les gouttes d'eau coulent très rapidement en laissant le verre sec.

ES NANOGLOSS ACTIVE es una suspensión alcohólica a base de nano-materiales para el tratamiento hidrofóbico de las superficies de vidrio. El producto modifica la superficie del vidrio creando un efecto súper hidrofóbico. Las gotas de agua deslizan con rapidez dejando el vidrio seco.

DE NANOGLOSS ACTIVE ist eine alkoholische Lösung auf Basis von Nanomaterialien für eine wasserabweisende Behandlung von Glasoberflächen. Das Produkt ändert die Oberfläche des Glases, indem eine stark wasserabweisende Wirkung erzeugt wird. Wassertropfen, laufen sofort ab und lassen das Glas trocken.

RU NANOGLOSS ACTIVE – это суспензия спирта на основе наноматериалов для гидрофобизирующей обработки стеклянных поверхностей. Средство изменяет поверхность стекла, создавая супергидрофобный эффект. Капли воды быстро стекают, оставляя стекло сухим.

PL NANOGLOSS ACTIVE jest zawiesiną alkoholową na bazie nanomateriałów do hydrofobowej impregnacji powierzchni szklanych. Produkt wpływa na powierzchnię szkła, tworząc efekt superhydrofobowy. Krople wody szybko spływają, pozostawiając suchą szybę.

GR Το NANOGLOSS ACTIVE είναι ένα αλκοολούχο αιώρημα με βάση νανουλικά για την υδροφοβική επεξεργασία των γυάλινων επιφανειών. Το προϊόν μεταβάλλει τις γυάλινες επιφάνειες και τις καθιστά ιδιαίτερες υδροφοβες. Οι σταγόνες νερού κυλάνε γρήγορα και αφήνουν στεγνό το τζάμι.



**Glass
Clean**

2006



8 054317 323644

250 ml



IT NANOCLEANER Glass-Clean è un pulitore a base di ossidi di metalli nanometrici in dispersione acquosa per la pulizia di tutte le superfici cromate, in vetro ed in ceramica.

EN NANOCLEANER GlassClean is a water-based dispersion nanometric metal oxide cleaner for cleaning all chrome, glass and ceramic surfaces.

FR NANOCLEANER Glass-Clean est un nettoyant à base d'oxydes de métaux nanométriques en dispersion aqueuse pour le nettoyage de toutes les surfaces chromées, en verre et en céramique.

ES NANOCLEANER Glass-Cleanes un limpiador a base de óxidos de metales nanométricos en dispersión acuosa para la limpieza de superficies cromadas, de vidrio y cerámica.

DE NANOCLEANER Glass-Clean ist ein Reiniger auf Basis von Metalloxiden im Nanobereich in wässriger Lösung zur Reinigung aller verchromten Oberflächen wie auch Glas und Keramik.

RU NANOCLEANER Glass-Clean – это очиститель на основе нанометрических оксидов металлов в водной дисперсии для очистки всех хромированных, стеклянных и керамических поверхностей.

PL NANOCLEANER Glass-Clean to środek czyszczący na bazie nanometrycznych tlenków metali w wodnej dyspersji do czyszczenia wszystkich powierzchni chromowanych, szklanych i ceramicznych.

GR Το NANOCLEANER Glass-Clean είναι ένα καθαριστικό με βάση νανομετρικά οξείδια μετάλλων σε υδατική διασπορά για τον καθαρισμό όλων των επιχρωμιωμένων γυάλινων και κεραμικών επιφανειών.

Accessori

accessories · accessoires · accesorios · Zubehör · аксессуары · akcesoria · εξαρτήματα



Safety Spray

22007



8 054317 323651

400 ml

520 e

IT È una vernice semitrasparente che spruzza direttamente sugli indumenti, sul casco, sugli accessori, sui cartelli, sulle biciclette o sugli ostacoli si illumina quando colpita da un fascio di luce diretta, come ad esempio quella proveniente dai fari delle automobili.

EN It is a semi-transparent paint that applies directly to garments, helmet, accessories, signs, bicycles or obstacles and lights up when hit by a direct beam of light, such as that from the car headlights.

FR Il s'agit d'une peinture semi-transparente qui, une fois pulvérisée directement sur les vêtements, le casque, les accessoires, les panneaux, les vélos ou les obstacles, s'illumine lorsqu'elle est touchée par un faisceau de lumière directe, comme par exemple celle provenant des phares des voitures.

ES Es una pintura semitransparente que al pulverizarla directamente sobre la ropa, el casco, los accesorios, los carteles, las bicicletas o los obstáculos se ilumina cuando le llega un haz de luz directo, como el que puede provenir de los faros de los coches.

DE Der halbdurchlässige Lack wird direkt auf Kleidungsstücke, den Helm, Zubehör, Schildern, Fahrräder oder Hindernissen gesprüht und leuchtet auf, wenn er von einem direkten Lichtstrahl getroffen wird, wie dies beispielsweise bei Scheinwerfern von Autos der Fall ist.

RU Это полупрозрачная краска, которая распыляется непосредственно на одежду, шлемы, аксессуары, дорожные знаки, велосипеды или препятствия и загорается при попадании прямого светового луча, например, от фар автомобиля.

PL Jest to półprzezroczysta farba, która rozpylona bezpośrednio na ubraniach, kasku, akcesoriach, znakach, rowerach lub przeszkodach zapala się, jeśli uderzona bezpośrednim strumieniem światła, pochodzącym na przykład ze światła pojazdów.

GR Είναι ένα ημιδιαφανές βερνίκι που αφού ψεκασθεί απευθείας στα ρούχα, στο κράνος, στα αξεσουάρ, στις πινακίδες, στα ποδήλατα ή στα εμπόδια ανάβει όταν φωτίζεται από μια άμεση δέσμη φωτός, όπως για παράδειγμα το φως που εκπέμπουν τα άλλα αυτοκίνητα.



No Frost 70

22009



8 054317 323743

250 ml e



IT Prodotto ad alto potere sgrassante con tensioattivi che facilitano lo scorrimento dei tergicristalli sul parabrezza. Offre una perfetta e veloce rimozione dello sporco assicurando la massima visibilità e profumando l'interno dell'auto.

EN High degreasing power product with surfactants that facilitate wiper sliding on windscreens. Offers excellent, fast dirt removal, ensuring maximum visibility and leaving a pleasant scent inside your car.

FR Produit à haut pouvoir dégraissant avec des tensioactifs qui facilitent le glissement des essuie-glaces sur le pare-brise. Il offre une élimination parfaite et rapide de la saleté en assurant une visibilité maximale et en parfumant l'intérieur de la voiture.

ES Producto de elevado poder desengrasante con tensioactivos que facilitan el deslizamiento de los limpiaparabrisas sobre el parabrisas. Permite eliminar de manera perfecta y veloz toda la suciedad, asegurando la máxima visibilidad y perfumando en interior del coche.

DE Das Produkt ist hoch fettlösend mit Tensiden, die das Wischen der Scheibenwischer auf der Windschutzscheibe erleichtern. Es sichert eine perfekte und schnelle Entfernung von Schmutz, garantiert beste Sichtverhältnisse und lässt das Fahrzeuginnere duften.

RU Продукт с высокой степенью обезжиривания с поверхностно-активными веществами, которые облегчают скольжение стеклоочистителей на лобовом стекле. Гарантирует идеальное и быстрое удаление грязи, сохраняя максимальную видимость, и приятный аромат внутри салона автомобиля.

PL Produkt o wysokiej zdolności odtłuszczania ze środkami powierzchniowo czynnymi, które ułatwiają ślizganie się wycieraczek po szybie przedniej. Oferuje doskonałe i szybkie usuwanie brudu, zapewniając maksymalną widoczność i przyjemny zapach wewnątrz samochodu.

GR Πρόσθετο για το δοχείο νερού πλύσης των τζαμιών ειδικά σχεδιασμένο για να αφαιρεί τα υπολείμματα εντόμων από το παρμπρίζ. Έχει άρωμα και δεν αφήνει λεκέδες ούτε βλάπτει τα χρώματα και τα πλαστικά. Εξασφαλίζει άριστη ορατότητα.



Clean Screen

22008



8 054317 323736

250 ml e



IT Additivo vaschetta vetri studiato per rimuovere i residui d'insetti dal parabrezza. È profumato e non lascia aloni né intacca le vernici e le plastiche. Garantisce una perfetta visibilità.

EN Glass washer fluid additive designed to remove insect residues from windscreens. Pleasantly scented and does not leave streaks or affect paints and plastics. Guarantees perfect visibility.

FR Additif pour le réservoir lave-glace conçu pour éliminer les résidus d'insectes du pare-brise. Il est parfumé et ne laisse pas d'auréoles, il n'attaque pas les peintures ni les plastiques. Il garantit une parfaite visibilité.

ES Aditivo contenedor para cristales estudiado para eliminar los residuos de insectos en el parabrisas. Perfumado, no deja halos ni despega la pintura ni los plásticos. Garantiza una perfecta visibilidad.

DE Zusatz für die Scheibenwaschanlage zum Entfernen von Insektenresten auf der Windschutzscheibe. Er enthält Duftstoffe und hinterlässt weder Schlieren noch greift er Lack und Kunststoffe an. Klare Sicht ist garantiert

RU Добавка для бачка с водой для мойки, предназначена для удаления остатков насекомых с лобового стекла. Имеет легкий аромат, не оставляет разводов и не повреждает краску и пластмассу. Гарантирует отличную видимость.

PL Dodatek do zbiornika z płynem do spryskiwaczy usuwający pozostałości po owadach z przedniej szyby. Posiada przyjemny zapach i nie pozostawia smug ani nie wpływa na farby i tworzywa sztuczne. Gwarantuje doskonałą widoczność.

GR Πρόσθετο για το δοχείο νερού πλύσης των τζαμιών ειδικά σχεδιασμένο για να αφαιρεί τα υπολείμματα εντόμων από το παρμπρίζ. Έχει άρωμα και δεν αφήνει λεκέδες ούτε βλάπτει τα χρώματα και τα πλαστικά. Εξασφαλίζει άριστη ορατότητα.



APPLICATION GUIDE CAR

CAR MODEL	YEAR	ARMS	Classic	Flat	Hybrid	Backfit	Wiper Arms
-----------	------	------	---------	------	--------	---------	------------







AIXAM							
A751	07.05-03.10	1	SB580	SF580	SH550		
Charly	03.07	1	SB580	SF580	SH550		
MegaeCity	03.07	1	SB580	SF580	SH550		
Scouty	08.07-07.12	1	SB580	SF580	SH550		

ALFA ROMEO										
Brera [939]	01.06-12.10	2		SF580	SF450	SH550	SH450			
Giulia [952]	03.16	3		SF600	SF450	SH600	SH450			
Giulietta [940]	04.10-	3		SF580	SF450	SH550	SH450	BF350	TRA-A4G1 84005	
GT [937]	10.03-06.05	1	SB550	SB400	SF550	SF400	SH550	SH400		
GT [937]	04.05-12.10	2			SF550	SF400	SH550	SH400		
Mito [955]	05.08	6			SF650	SF380	SH650	SH350	BF300	TRA-A4M1 84006
Spider [939]	03.06-12.10	2			SF580	SF450	SH550	SH450		
Stelvio [949]	12.16-	3			SF650	SF450	SH650	SH450		
145 [930]	04.94-04.97	1	SB550	SB480	SF550	SF480	SH550	SH480		TRA-A411 84001
145 [930]	04.97-12.00	1	SB550	SB480	SF550	SF480	SH550	SH480		TRA-A411 84001
146 [930]	12.94-04.97	1	SB550	SB480	SF550	SF480	SH550	SH480		
146 [930]	04.97-12.00	1	SB550	SB480	SF550	SF480	SH550	SH480		
147 [937]	11.00-06.05	1	SB550	SB400	SF550	SF400	SH550	SH400		TRA-A412 84002
147 [937]	04.05-12.10	1	SB550	SB400	SF550	SF400	SH550	SH400		TRA-A412 84002
155 [167]	02.92-04.96	1	SB530	SB480	SF530	SF480	SH500	SH480		
155 [167]	01.93-04.97	1	SB530	SB480	SF530	SF480	SH500	SH480		
156 Berlina [932]	10.97-12.05	1	SB550	SB500	SF550	SF500	SH550	SH500		
156 SportWagon [932]	06.00-12.05	1	SB550	SB500	SF550	SF500	SH550	SH500		TRA-A412 84002
159 Berlina [939]	06.05-12.11	2			SF580	SF450	SH550	SH450		
159 SportWagon [939]	03.06-12.11	2			SF580	SF450	SH550	SH450		TRA-A414 84004
164 [164]	06.87-12.98	1	SB530	SB530	SF550	SF530	SH550	SH500		
166 [936]	07.98-10.07	1	SB530	SB480	SF530	SF480	SH500	SH480		












ASTON MARTIN										
Cygnat	04.11-10.13	1	SB530	SB450	SF530	SF450	SH500	SH450		
DB9,Volante	07.11	3			SF650	SF500	SH650	SH500		
DBSVantage,Volante	07.11-12.12	3			SF650	SF500	SH650	SH500		
Rapide	07.11	3			SF650	SF500	SH650	SH500		
V8/V12	07.11	3			SF650	SF500	SH650	SH500		
VirageCoupe,Volante	07.11-12.12	3			SF650	SF500	SH650	SH500		

AUDI										
80 [8C2;B4]	09.91-05.95	1	SB530	SB530	SF530	SF530	SH500	SH500		
80 Avant [8C5;B4]	03.92-07.95	1	SB530	SB530	SF530	SF530	SH500	SH500	SB400	
A1 [8X1]	05.10	3			SF600	SF500	SH600	SH500	RF380	TRA-A8A1 84007
A1 Sportback [8XA]	09.11-	3			SF600	SF380	SH600	SH350	RF280	TRA-A8A1 84007
A2 [8Z0]	09.99-06.01	1	SB700		SF700		SH700			
A2 [8Z0]	07.01-08.05	2			SF750		SH700			
A3 [8L1]	09.96-06.03	1	SB530	SB450	SF530	SF450	SH500	SH450	SB380	TRA-A8A2 84282
A3 [8P1]	05.03-03.13	2			SF600	SF480	SH600	SH480	SB330	TRA-A8A3 84008









CAR MODEL	YEAR	ARMS	Classic		Flat		Hybrid		Backfit	Wiper Arms
										
A3 [8P1]	12.04-03.13	6			SF600	SF480	SH600	SH480		TRA-A8A3 84008
A3 [8V1]	04.12-	3			SF650	SF450	SH650	SH450	RF330	
A3 Cabriolet [8P7]	04.08-05.13	6			SF600	SF450	SH600	SH450		
A3 Cabriolet [8V7]	10.13-	3			SF650	SF450	SH650	SH450		
A3 Sportback [8PA]	09.04-03.13	2			SF600	SF480	SH600	SH480		
A3 Sportback [8PA]	12.04-03.13	6			SF600	SF480	SH600	SH480		
A3 Sportback [8VA]	09.12-	3			SF650	SF450	SH650	SH450	RF330	TRA-A8A6 84009
A3 Limousine[8VS]	05.13	3			SF650	SF480	SH650	SH480		
A4 [8D2;B5]	11.94-09.01	1	SB530	SB500	SF530	SF500	SH500	SH500		
A4 [8D2;B5]	09.01-10.01	1	SB530	SB500	SF530	SF500	SH500	SH500		TRA-A8A7 84283
A4 [8E2;B6]	10.00-03.01	1	SB530	SB530	SF530	SF530	SH500	SH500		
A4 [8E2;B6]	11.03-12.04	4			SF530	SF530	SH500	SH500		
A4 [8EC;B7]	11.04-06.08	4			SF550	SF550	SH550	SH550		TRA-A8A8 84010
A4 [8K2;B8]	11.07-12.15	3			SF600	SF500	SH600	SH500		TRA-A8S2 84015
A4 [8W2;B9]	05.15	3			SF600	SF500	SH600	SH500		
A4 AVANT [8D5;B5]	11.94-09.01	1	SB530	SB500	SF530	SF500	SH500	SH500	SB380	
A4 AVANT [8E5;B6]	11.03-12.04	4			SF530	SF530	SH500	SH500	SB330	
A4 AVANT [8ED;B7]	11.04-06.08	4			SF550	SF550	SH550	SH550	SB330	
A4 AVANT [8K5;B8]	11.07-12.15	3			SF600	SF500	SH600	SH500	RF400	TRA-A8S2 84015
A4AVANT [8W5;B9]	05.15	3			SF600	SF500	SH600	SH500	RF330 RF380	
A4 Allroad [8KH]	04.09	3			SF600	SF500	SH600	SH500	RF400	TRA-A8S2 84015
A4 Allroad [8WH]	01.16-	3			SF600	SF500	SH600	SH500	RF330 RF380	
A4 Cabriolet [8H7;B6]	04.02-11.03	4			SF550	SF550	SH550	SH550		
A4 Cabriolet [8H7;B6]	12.03-06.06	4			SF550	SF550	SH550	SH550		
A4 Cabriolet [8HE;B7]	11.05-03.09	4			SF550	SF550	SH550	SH550		
A5 Cabriolet [8F7]	03.09	3			SF600	SF530	SH600	SH500		
A5 Coupé [8T3]	06.07-10.07	3			SF600	SF500	SH600	SH500		
A5 Coupé [8T3]	11.07-	3			SF600	SF500	SH600	SH500		
A5 Sportback [8TA]	05.09-	3			SF600	SF500	SH600	SH500		
A6 [4A2;C4]	06.94-10.97	1	SB550	SB550	SF550	SF530	SH550	SH500		
A6 [4B2;C5]	04.97-05.01	1	SB550	SB500	SF550	SF500	SH550	SH500		
A6 [4B2;C5]	06.01-05.04	4			SF550	SF550	SH550	SH550		
A6 [4F2;C6]	04.04-09.11	8			SF550	SF550	SH550	SH550		
A6 [4G2;C7]	11.10-	3			SF650	SF530	SH650	SH500		
A6 AVANT [4A5;C4]	06.94-10.97	1	SB550	SB550	SF550	SF550	SH550	SH550	SB450	
A6 AVANT [4B5;C5]	04.97-05.01	1	SB550	SB500	SF550	SF500	SH550	SH500	SB380	
A6 AVANT [4B5;C5]	06.01-01.05	4			SF550	SF500	SH550	SH500	SB380	
A6 AVANT [4F5;C6]	03.05-08.11	8			SF550	SF550	SH550	SH550	SB380	TRA-A8A13 84012
A6 AVANT [4G5;C7]	05.11-	3			SF650	SF530	SH650	SH500	RF400	
A6 Avant Allroad [4BH;C5]	05.00-12.00	1	SB550	SB530	SF550	SF530	SH550	SH500	SB380	
A6 Avant Allroad [4BH;C5]	01.01-08.05	4			SF550	SF550	SH550	SH550	SB380	
A6 Avant Allroad [4FH;C6]	05.06-08.11	8			SF550	SF550	SH550	SH550	SB380	
A6 Avant Allroad [4GH;C7]	01.12-	3			SF650	SF530	SH650	SH500	RF400	
A7 Sportback [4GA]	07.10-	3			SF600	SF530	SH600	SH500		



CAR MODEL 	YEAR 	ARMS 	Classic  		Flat  		Hybrid  		Backfit 	Wiper Arms 
			SB550	SB500	SF550	SF500	SH550	SH500		
A8 [4D2;D2]	06.94-09.02	1	SB550	SB500	SF550	SF500	SH550	SH500		
A8 [4H;D4]	11.09-	3			SF700	SF500	SH700	SH500		
Cabriolet [8G7;B4]	06.91-08.00	1	SB550	SB550	SF550	SF550	SH550	SH550		
Coupé [89;B3]	11.88-12.95	1	SB550	SB550	SF550	SF550	SH550	SH550	SB380	
Q2	06.16 -	3			SF600	SF480	SH600	SH480	RF300	
Q3 [8UB]	06.11	3			SF600	SF530	SH600	SH500	RF400	TRA-A8Q1 84013
Q5 [8RB]	11.08	3			SF600	SF500	SH600	SH500	RF330	TRA-A8Q2 84013
Q5	05.16	3			SF600	SF500	SH600	SH500		
Q7 [4LB]	03.06-08.15	6			SF650	SF600	SH650	SH600	SB330	TRA-A8Q3 84285
Q7 [4MB]	01.15-	3			SF700	SF500	SH700	SH500	RF380	TRA-A8Q4 84286
Q8	01.18 -	3			SF650	SF500	SH650	SH500	RF350	
RS3 Sportback [8PA]	01.11-12.12	6			SF600	SF480	SH600	SH480		
RS3 Sportback [8VA]	02.15-	3			SF650	SF450	SH650	SH450	RF330	
RS4 [8EC;B7]	11.05-06.08	4			SF550	SF550	SH550	SH550		
RS4 Avant [8D5;B5]	05.00-09.01	1	SB530	SB530	SF530	SF530	SH500	SH500	SB380	
RS4 Avant [8ED;B7]	05.00-09.01	4			SF550	SF550	SH550	SH550	SB330	
RS4 Avant [8K5;B8]	05.12-	3			SF600	SF500	SH600	SH500	RF400	
RS4 Cabriolet [8HE;B7]	05.06-01.08	4			SF550	SF550	SH550	SH550		
RS5 Cabriolet [8F7]	11.12	3			SF600	SF530	SH600	SH500		
RS5 Coupé [8T3]	03.10	3			SF600	SF500	SH600	SH500		
RS6 [4B4]	07.02-04.04	1	SB550	SB530	SF550	SF530	SH550	SH500		
RS6 Avant [4B6]	05.02-09.04	1	SB550	SB530	SF550	SF530	SH550	SH500	SB380	
RS6 Avant [4F2;C6]	04.08-08.10	8			SF550	SF550	SH550	SH550	SB380	
RS6 Avant [4GH;C7]	01.13-	3			SF650	SF530	SH650	SH500	RF400	
RS7 Sportback [4GA]	05.13-	3			SF600	SF530	SH600	SH500		
RSQ3 [8UB]	10.13-	3			SF600	SF530	SH600	SH500	RF400	
R8 [422;423]	04.07-	8			SF600	SF550	SH600	SH550		
S1 [8X]	01.14-	3			SF600	SF380	SH600	SH350	RF380	
S1 Sportback [8X]	01.14-	3			SF600	SF380	SH600	SH350	RF280	
S3 [8L1]	08.98-06.03	1	SB530	SB480	SF530	SF480	SH500	SH480	SB380	
S3 [8P1]	11.06-03.13	6			SF600	SF480	SH600	SH480	SB330	
S3 [8V1]	11.12-	3			SF650	SF450	SH650	SH450	RF330	
S3 Cabriolet [8V7]	05.14-	3			SF650	SF450	SH650	SH450		
S3 Sportback [8PA]	07.08-03.13	6			SF600	SF480	SH600	SH480		
S3 Sportback [8VA]	05.13-	3			SF650	SF450	SH650	SH450	RF330	
S3 Limousine [8VS]	10.13-	3			SF650	SF450	SH650	SH450		
S4 [8D2;B5]	10.97-09.01	1	SB530	SB530	SF530	SF530	SH500	SH500		
S4 [8E2;B6]	11.03-12.04	4			SF530	SF530	SH500	SH500		
S4 [8EC;B7]	11.04-06.08	4			SF550	SF550	SH550	SH550		
S4 [8K2;B8]	03.09-12.15	3			SF600	SF500	SH600	SH500		
S4	11.16	3			SF600	SF530	SH600	SH530		
S4 Avant [8D5;B5]	10.97-09.01	1	SB530	SB530	SF530	SF530	SH500	SH500	SB380	
S4 Avant [8E5;B6]	11.03-12.04	4			SF550	SF550	SH550	SH550	SB330	
S4 Avant [8EC;B7]	03.03-10.03	4			SF550	SF550	SH550	SH550	SB330	









CAR MODEL	YEAR	ARMS	Classic		Flat		Hybrid		Backfit	Wiper Arms
										
S4 Avant [8K2;B8]	03.09-12.15	3			SF600	SF500	SH600	SH500	RF400	
S4 Avant	05.16	3			SF600	SF500	SH600	SH500	SF350	
S4 Cabriolet [8HE;8H7,B7]	02.04-03.09	4			SF550	SF550	SH550	SH550		
S5 Cabriolet [8F7]	05.09	3			SF600	SF530	SH600	SH500		
S5 Cabriolet	11.16	3			SF600	SF530	SH600	SH500	RF300	
S5 Coupé [8T3]	11.07	3			SF600	SF500	SH600	SH500		
S5 Sportback [8TA]	01.10	3			SF600	SF500	SH600	SH500		
S6 [4A2;C4]	06.94-10.97	1	SB550	SB550	SF550	SF530	SH550	SH500		
S6 [4B;C5]	09.99-05.04	1	SB550	SB530	SF550	SF530	SH550	SH500		
S6 [4F2;C6]	06.06-08.11	8			SF550	SF550	SH550	SH550		
S6 [4G2;C7]	04.12-	3			SF650	SF530	SH650	SH500		
S6 Avant [4A5;C4]	06.94-10.97	1	SB550	SB550	SF550	SF530	SH550	SH500	SB450	
S6 Avant [4F5;C6]	09.96-01.03	1	SB550	SB530	SF550	SF550	SH550	SH550	SB380	
S6 Avant [4F5;C6]	06.06-08.11	8			SF550	SF550	SH550	SH550	SB380	
S6 Avant [4GH;C7]	04.12-	3			SF650	SF530	SH650	SH500	RF400	
S7 Sportback [4GA]	04.12-	3			SF600	SF530	SH600	SH500		
S8 [4D2]	09.96-01.03	1	SB550	SB530	SF550	SF530	SH550	SH500		
S8 [4H;D4]	04.12-	3			SF700	SF500	SH700	SH500		
SQ5 [8RB]	12.12-	3			SF600	SF500	SH600	SH500	RF330	
SQ7 [4MB]	04.16-	3			SF700	SF500	SH700	SH500	RF380	
TT Coupé [8N3]	07.98-04.03	1	SB550	SB530	SF550	SF530	SH550	SH500		
TT Coupé [8N3]	05.03-06.06	2			SF530	SF530	SH500	SH500		
TT Coupé [8J3]	07.06-08.15	6			SF550	SF530	SH550	SH500		
TT Coupé [FV3]	07.14-	3			SF600	SF530	SH600	SH500		
TT Roadster [8N9]	03.99-04.03	1	SB550	SB530	SF550	SF530	SH550	SH500		
TT Roadster [8N9]	05.03-06.06	2			SF530	SF530	SH500	SH500		
TTRoadster[8J9]	05.03-06.06	6			SF550	SF530	SH550	SH500		
TT Roadster [FV3]	11.14-	3			SF600	SF530	SH600	SH500		
TT RS Coupé [8J3]	07.09-06.14	6			SF550	SF530	SH550	SH500		
TT RS Roadster [8J9]	07.09-06.14	6			SF550	SF530	SH550	SH500		
TT S Coupé [8J3]	05.08-08.15	6			SF550	SF530	SH550	SH500		
TT S Coupé [FV3]	11.14-	3			SF600	SF530	SH600	SH500		
TT S Roadster [8J9]	05.08-06.14	6			SF550	SF530	SH550	SH500		
TT S Roadster [FV]	02.15-	3			SF600	SF530	SH600	SH500		







BMW

i3 [I01]	11.13	2			SF700	SF530	SH700	SH500	BF280	TRA-B511 84289
M3 [F80]	06.14	6			SF600	SF480	SH600	SH480		
M4 [F82]	06.15	6			SF600	SF450	SH600	SH450		
Serie 1 [E81;E87]	09.04-12.11	6			SF500	SF500	SH500	SH500		TRA-B511 84016
Serie 1 [F20;F21]	09.11-	6			SF550	SF450	SH550	SH450	BF300	TRA-B512 84017
Serie 1 Cabrio [E88]	03.08-10.13	6			SF500	SF500	SH500	SH500		
Serie 1 Coupé [E82]	10.07-10.13	6			SF500	SF500	SH500	SH500		
Serie 2 Cabrio [F23]	09.14	6			SF550	SF450	SH550	SH450		
Serie 2 Coupé [F22]	09.13	6			SF550	SF450	SH550	SH450		



CAR MODEL	YEAR	ARMS	Classic		Flat		Hybrid		Backfit	Wiper Arms
										
Serie 2 ActiveTourer [F45]	09.14	3			SF550	SF450	SH550	SH450	BF300	TRA-B521 84287
Serie 2 GranTourer [F46]	06.15	3			SF650	SF480	SH650	SH480	RF280	TRA-B522 84018
Serie 3 [E36]	09.90-12.98	1	SB530	SB500	SF530	SF500	SH500	SH500		
Serie 3 [E46]	04.98-04.05	1	SB580	SB500	SF580	SF500	SH500	SH500		TRA-B532 84019
Serie 3 [E90]	03.05-08.09	2			SF580	SF500	SH500	SH500		
Serie 3 [E90]	09.09-08.13	6			SF600	SF480	SH600	SH480		
Serie 3 [F30]	02.12	6			SF600	SF480	SH600	SH480		
Serie 3 [G20]	11.18	6			SF600	SF480	SH600	SH480		
Serie 3 Cabrio [E36]	03.93-12.99	1	SB530	SB500	SF530	SF500	SH500	SH500		
Serie 3 Cabrio [E46]	03.93-12.99	1	SB580	SB500	SF580	SF480	SH500	SH480		
Serie 3 Cabrio [E90]	09.06-08.09	2			SF600	SF400	SH600	SH400		
Serie 3 Cabrio	09.09-10.13	6			SF600	SF430	SH600	SH430		
Serie 3 [E36] Compact	03.94-09.00	1	SB500	SB500	SF500	SF500	SH500	SH500	SB450	
Serie 3 [E46] Compact	06.01-12.04	1	SB580	SB500	SF580	SF500	SH500	SH500	SB450	
Serie 3 Coupé [E36]	03.91-12.99	1	SB530	SB500	SF530	SF500	SH500	SH500		
Serie 3 Coupé [E46]	06.01-12.04	1	SB580	SB500	SF580	SF500	SH500	SH500		
Serie 3 Coupé [E92]	09.06-08.09	2			SF600	SF400	SH600	SH400		
Serie 3 Coupé	09.09-08.13	6			SF600	SF430	SH600	SH430		
Serie 3 GT [F34]	06.13	6			SF600	SF480	SH600	SH480		
Serie 3 Touring [E36]	03.95-12.99	1	SB530	SB500	SF530	SF500	SH500	SH500	SB380	
Serie 3 Touring [E46]	10.98-09.05	1	SB580	SB500	SF580	SF500	SH500	SH500	SB300	
Serie 3 Touring [E91]	09.05-08.09	2			SF600	SF480	SH600	SH480		TRA-B533 84020
Serie 3 Touring [E91]	09.09-05.13	6			SF600	SF480	SH600	SH480		TRA-B533 84020
Serie 3 Touring [F31]	09.12-	6			SF600	SF480	SH600	SH480	RF280	TRA-B534 84021
Serie 4 Cabrio [F33]	03.14	6			SF600	SF450	SH600	SH450		
Serie 4 Coupé [F32]	09.13	6			SF600	SF450	SH600	SH450		
Serie 4 [F36]	03.14	6			SF600	SF450	SH600	SH450		
Serie 5 [E34]	01.88-12.95	1	SB600	SB600	SF600	SF600	SH600	SH600		
Serie 5 [E39]	09.95-07.03	6			SF600	SF580	SH600	SH550		
Serie 5 [E60]	07.03-02.10	2			SF650	SF450	SH650	SH450		
Serie 5 [F10]	03.10-	2			SF650	SF450	SH650	SH450		
Serie 5 GT [F07]	09.09	2			SF650	SF480	SH650	SH480		
Serie 5 Touring [E34]	11.91-12.96	1	SB600	SB600	SF600	SF600	SH600	SH600	SB430	
Serie 5 Touring [E39]	12.96-05.04	1	SB600	SB600	SF600	SF600	SH600	SH600	SB430	TRA-B552 84288
Serie 5 Touring [E61]	05.04-08.10	6			SF600	SF580	SH600	SH550	SB380	TRA-B553 84022
Serie 5 Touring [F11]	09.10	2			SF650	SF450	SH650	SH450	RF350	TRA-B554 84023
Serie 6 [E63]	01.04-07.10	6			SF600	SF580	SH600	SH550		
Serie 6 Cabrio [E64]	04.04-07.10	6			SF600	SF580	SH600	SH550		
Serie 6 [F13]	10.11	2			SF650	SF430	SH650	SH430		
Serie 6 Cabrio [F12]	03.11	2			SF650	SF430	SH650	SH430		
Serie 6 GrandCoupè [F06]	05.12	2			SF650	SF430	SH650	SH430		
Serie 7 [E38]	06.94-12.01	1	SB600	SB600	SF600	SF600	SH600	SH600		
Serie 7 [E65;E66]	11.01-10.08	1	SB600	SB600	SF630	SF600	SH600	SH600		
Serie 7 [F01;F02;F04]	11.08-	2			SF650	SF480	SH650	SH480		



CAR MODEL	YEAR	ARMS	Classic		Flat		Hybrid		Backfit	Wiper Arms
										
Serie 7 [G11]	09.15-	3			SF650	SF480	SH650	SH480		
X1 [E84]	10.09-06.15	6			SF600	SF480	SH600	SH480	RF330	TRA-B5X1 84024
X1 [F48]	10.15-	3			SF650	SF400	SH650	SH400	RF330	TRA-B5X2 84025
X2	11.17-	12			SF600	SF500	SH600	SH500		
X3 [E83]	01.04-08.10	1	SB550	SB500	SF550	SF500	SH550	SH500	BF350	TRA-B5X3 84290
X3 [F25]	10.10-	2			SF650	SF500	SH650	SH500	RF330	TRA-B5X4 84026
X4 [F26]	06.14-	2			SF650	SF500	SH650	SH500		
X4 [G02]	04.18-	10			SF650	SF500	SH650	SH500		
X5 [E53]	03.99-10.06	1	SB600	SB550	SF600	SF530	SH600	SH500	SB430	TRA-B5X5 84291
X5 [E70]	11.06-09.13	2			SF600	SF500	SH600	SH500	RF380	TRA-B5X8 84027
X5 [F15;F85]	11.13-	1	SB600	SB500	SF600	SF500	SH600	SH500	BF300	TRA-B5X9 84293
X5 [G05]	08.18-	3			SF650	SF500	SH650	SH500		
X6 [E71;E72]	03.08-09.11	2/3			SF600	SF500	SH600	SH500		
X6 [E71]	10.11-06.14	3			SF600	SF500	SH600	SH500		
X6 [F16;F86]	11.14-	1	SB600	SB500	SF600	SF500	SH600	SH500		
Z3 [E36/7]	03.95-09.02	1	SB500	SB500	SF500	SF500	SH500	SH500		
Z3 Coupé [E36/8]	09.97-06.02	1	SB500	SB500	SF500	SF500	SH500	SH500	SB280	
Z4 [E85]	10.02-07.07	1	SB530	SB500	SF530	SF500	SH500	SH500		
Z4 [E89]	04.09-	1	SB530	SB530	SF530	SF530	SH500	SH500		
Z4 Coupé [E86]	03.06-07.07	1	SB530	SB500	SF530	SF500	SH500	SH500		
Z4 [G29]	03.19	3			SF530	SF530	SH530	SH530		







CADILLAC

ATS	09.12-	1	SB550	SB450	SF550	SF450	SH550	SH450		
BLS	10.05-01.08	1	SB580	SB580	SF580	SF580	SH500	SH550		
BLS	02.08	6			SF600	SF580	SH600	SH550		
BLS Wagon	10.07	6			SF600	SF580	SH600	SH550	BF300	
CTS	09.02-09.07	1	SB550	SB530	SF550	SF530	SH550	SH500		
CTS	09.07-08.10	1	SB550	SB480	SF550	SF480	SH550	SH480		
Escalade	09.01-08.06	1	SB550	SB550	SF550	SF530	SH550	SH500		
Escalade	09.06-08.08	6			SF550	SF550	SH550	SH550		
Escalade	09.09-08.13	1	SB550	SB550	SF550	SF530	SH550	SH500		
SRX	09.03-08.09	1	SB550	SB500	SF550	SF530	SH550	SH500	SB350	
SRX	09.09	3			SF650	SF400	SH650	SH400		
STS	09.04-08.10	6			SF580	SF530	SH500	SH500		
STS-V	09.05-08.09	6			SF580	SF530	SH500	SH500		

CHEVROLET

Aveo	2012	6			SF650	SF380	SH650	SH350		TRA-C6C1 84294
Aveo Hatchback [KL1S,T250/T255]	02.06-12.11	1	SB550	SB400	SF550	SF400	SH550	SH400	SB380	
Aveo Hatchback	2012	6			SF650	SF380	SH650	SH350	BF250	
Beat	17-								BF300	
Camaro	09.09	1	SB600	SB530	SF600	SF530	SH600	SH500		
Captiva [KL1C,C100]	10.06-02.11	1	SB600	SB400	SF600	SF400	SH600	SH400	SB300	TRA-C6C1 84028
Captiva [KL1C,C100]	04.11	1	SB600	SB400	SF600	SF400	SH600	SH400	SB300	TRA-C6C2 84029
Cobalt	09.09	1	SB650	SB400	SF650	SF400	SH650	SH400		



CAR MODEL	YEAR	ARMS	Classic		Flat		Hybrid		Backfit	Wiper Arms
										
CorsaUtility	03.10-	1	SB500	SB450	SF500	SF450	SH500	SH450		
Corvette Coupé	01.97-08.03	1	SB580	SB580	SF580	SF580	SH500	SH550		
Cruze [KL1J,J300]	05.09	1	SB600	SB450	SF600	SF450	SH600	SH450		
Cruze Hatchback [KL1J,J305]	-07.11	1	SB600	SB450	SF600	SF450	SH600	SH450	BF350	
Cruze Station Wagon [KL1J,J308]	07.12	1	SB600	SB450	SF600	SF450	SH600	SH450		
Epica [V250]	06.06-12.11	1	SB550	SB500	SF550	SF500	SH550	SH500		
Evanda [KL1L,V200]	02.03-09.06	1	SB550	SB500	SF550	SF500	SH550	SH500		
HHR	02.08-05.09	1	SB450	SB450	SF450	SF450	SH450	SH450		
Impala	02.08-05.09	1	SB580	SB580	SF580	SF580	SH500	SH550		
Kalos [KL1S,T200]	02.05-08.06	1	SB550	SB400	SF550	SF400	SH550	SH400		
Kalos Hatchback [KL1S,T200]	02.05-04.08	1	SB550	SB400	SF550	SF400	SH550	SH400	SB380	
Lacetti [KL1N,J200]	02.05-04.13	1	SB550	SB480	SF550	SF480	SH550	SH480	SB450	
Lanos	01.04	1	SB480	SB480	SF480	SF480	SH480	SH480	SB450	
Malibu [KL1G,V300]	03.12	1	SB600	SB480	SF600	SF480	SH600	SH480		
Matiz [KL1K,M200]	02.05-12.10	1	SB550	SB330	SF550	SF350	SH550	SH350		TRA-C6M1 84030
Niva	09.02	1	SB500	SB500	SF500	SF500	SH500	SH500		
Nubira3 [KL1N,J200]	02.05-04.1	1	SB550	SB480	SF550	SF480	SH550	SH480		
Nubira StationWagon [KL1N,J200]	02.05-04.13	1	SB550	SB480	SF550	SF480	SH550	SH480		
Optra [J200]	09.02-12.14	1	SB550	SB480	SF550	SF480	SH550	SH480		
Optra Hatchback [J200]	-09.02-12.14	1	SB550	SB480	SF550	SF480	SH550	SH480	SB450	
Orlando	10.10	1	SB600	SB480	SF600	SF480	SH600	SH480		
Prizm	01.89-08.02	1	SB500	SB450	SF500	SF450	SH500	SH450		
Rezzo [KL1U,U100]	02.05-05.09	1	SB600	SB480	SF600	SF450	SH600	SH450	SB380	
Spark [KL1K,M200]	02.05-12.10	1	SB550	SB330	SF550	SF350	SH550	SH350		
SPARK [M300}	12.09-	1	SB580	SB380	SF580	SF350	SH500	SH350		TRA-C6S4 84295
Tahoe	09.99-12.06	1	SB550	SB550	SF550	SF530	SH550	SH500	BF300	
Tahoe	09.06-08.08	6			SF550	SF550	SH550	SH550		
Trail Blazer	09.01-08.09	1	SB550	SB550	SF550	SF530	SH550	SH500		
Trans Sport	09.96	1	SB600	SB600	SF600	SF600	SH600	SH600		
Trans Sport	09.96	1	ST6060	ST6060						
Trax	11.12	3			SF650	SF350	SH650	SH350	SB280	
Volt [1G1]	11.11	3			SF650	SF650	SH650	SH650		
Crossfire [ZH]	09.03-08.08	1	SB550	SB500	SF550	SF500	SH550	SH500		
GrandVoyager [RS]	09.07-11.09	1	SB650	SB500	SF650	SF500	SH650	SH500	BF400	
GrandVoyager [RS]	12.09-	1	SB650	SB500	SF650	SF500	SH650	SH500	SB400	
Neon [PL]	06.94-06.99	1	SB530	SB450	SF530	SF450	SH500	SH450		
Neon [PL]	09.99-12.05	1	SB550	SB480	SF550	SF480	SH550	SH480		
Neon Coupé [PL]	09.95-06.99	1	SB530	SB450	SF530	SF450	SH500	SH450		
PT Cruiser [PT]	06.00-12.10	1	SB530	SB530	SF530	SF500	SH500	SH500	SB380	
PT Cruiser Cabrio[PT]	09.00-12.10	1	SB530	SB530	SF530	SF500	SH500	SH500		
Sebring [JR]	09.00-08.06	1	SB550	SB550	SF550	SF530	SH550	SH500		
Sebring [JS]	09.06-	1	SB600	SB530	SF600	SF530	SH600	SH500		
Sebring Convertible [JR]	-01.01-09.09	1	SB550	SB550	SF550	SF530	SH550	SH500		
Sebring Convertible [JS]	09.06-	1	SB600	SB530	SF600	SF530	SH600	SH500		









CAR MODEL	YEAR	ARMS	Classic		Flat		Hybrid		Backfit	Wiper Arms
										
Stratus [JA,JX]	08.95-04.01	1	SB550	SB550	SF550	SF530	SH550	SH500		
Stratus Cabrio [JA,JX]	08.95-04.01	1	SB550	SB550	SF550	SF530	SH550	SH500		
Vision	09.93-12.97	1	SB600	SB600	SF600	SF600	SH600	SH600		
Voyager [ES]	09.91-12.95	1	SB450	SB450	SF450	SF450	SH450	SH450	SB450	
Voyager [RG]	09.00-12.07	1	SB650	SB650	SF650	SF650	SH650	SH650	SB450	
Voyager [GS]	01.95-12.00	1	SB650	SB650	SF650	SF650	SH650	SH650	SB400	
Voyager [RS]	09.99-12.08	1	SB650	SB650	SF650	SF650	SH650	SH650	SB380	
Voyager [RT]	01.08-11.09	1	SB650	SB500	SF650	SF500	SH650	SH500	BF400	
Voyager [RT]	12.09-	1	SB650	SB500	SF650	SF500	SH650	SH500	SB400	TRA-L2V1 84132
300 [LX]	09.04-08.10	1	SB550	SB550	SF550	SF550	SH550	SH550		
300C [LE]	10.04-08.10	1	SB550	SB550	SF550	SF550	SH550	SH550		
300C Touring [LE]	10.04-08.10	1	SB550	SB550	SF550	SF550	SH550	SH550		
300M [LH]	09.98-12.04	1	SB600	SB480	SF600	SF480	SH600	SH480		

CITROEN

AX	10.86-12.98	1	SB550		SF550		SH550		SB380	
Berlingo [M49]	07.96-11.02	1	SB550	SB550	SF550	SF550	SH550	SH550	SB350	
Berlingo [M59]	11.02-10.11	1	SB550	SB550	SF550	SF550	SH550	SH550	SB350	TRA-C8B1 84031
Berlingo [B9]	05.08-	3			SF650	SF400	SH650	SH400	BF350	
C15	07.87-12.05	1	SB450		SF450		SH450		SB380	
C-Crosser [14]	09.07-01.13	1	SB600	SB530	SF600	SF530	SH600	SH500	BF300	TRA-C8C1 84297
C-Elysée	09.12	7			SF600	SF400	SH600	SH400		
C-Zero	10.10	1	SB700		SF700		SH700		BF300	TRA-C8C5 84298
C1 I [B0]	06.05-12.14	1	SB650		SF650		SH650		BF300	TRA-C811 84032
C1 II [B4]	02.14	6			SF650		SH650		BF300	
C2 [A6]	09.03-12.09	1	SB600	SB450	SF600	SF450	SH600	SH450	BF280	TRA-C821 84033
C3 I [A8,A31]	01.02-12.09	1	SB600	SB450	SF600	SF450	SH600	SH450	BF350	TRA-C831 84055
C3 II [A51]	09.09	7			SF650	SF400	SH650	SH400	BF300	TRA-C832 84034
C3 III [SX]	07.16-	3			SF650	SF400	SH650	SH400	BF280	TRA-C847 84041
C3 Picasso [A58]	02.09-03.10	3			SF600	SF400	SH600	SH400	BF280	TRA-C833 84035
C3 Picasso [A58]	04.10	7			SF600	SF400	SH600	SH400	BF280	TRA-C833 84035
C3 AIRCROSS	06.17	3			SF650	SF400	SH650	SH400		
C3-Pluriel [A42]	05.03-10.12	1	SB550	SB450	SF550	SF450	SH550	SH450		
C4 I [B5] 5P	11.04-09.10	6			SF700	SF600	SH700	SH600	BF300	TRA-C845 84039
C4 II [B71]	09.10	3			SF750	SF650	SH700	SH650	BF280	TRA-C846 84040
C4 Aircross	03.12	1	SB600	SB530	SF600	SF530	SH600	SH500	BF250	
C4 Cactus [E3]	02.14	7			SF650	SF430	SH650	SH430	BF250	TRA-C842 84036
C4 Coupé [B5] 3P	11.04-07.10	6			SF700	SF600	SH700	SH600		TRA-C844 84038
C4L	12.11	3			SF750	SF650	SH700	SH650		
C4 Picasso I [B58]	10.06-12.06	2			SF750	SF750	SH700	SH700	BF350	TRA-C848 84042
C4 Picasso I [B58]	1.07	2			SF750	SF750	SH700	SH700	BF350	TRA-C849 84043
C4 Picasso I [B58]	1.07-03.08	7			SF750	SF750	SH700	SH700	BF350	TRA-C8410 84044
C4 Picasso I [B58]	04.08	7			SF750	SF750	SH700	SH700	BF350	TRA-C8411 84045
C4 Picasso II [B78]	02.13-07.16	3			SF750	SF750	SH700	SH700	BF350	
C4 Picasso II [B78]	08.16	3			SF750	SF700	SH700	SH700	BF350	



CAR MODEL	YEAR	ARMS	Classic		Flat		Hybrid		Backfit	Wiper Arms
										
C4 Sedan [B5]	07.06	6			SF700	SF600	SH700	SH600		
C5 [X4]	03.01-03.03	1	SB650	SB450	SF650	SF450	SH650	SH450	BF400	TRA-C852 84296
C5 [X4]	04.03-09.04	2			SF650	SF450	SH650	SH450	BF400	
C5[X3]	10.04-03.08	2			SF650	SF450	SH650	SH450	RF400	
C5[X7]	04.08-	6			SF700	SF550	SH700	SH550		
C5 Break [X4]	06.01-11.03	1	SB650	SB450	SF650	SF450	SH650	SH450	BF280	
C5 Break [X4]	12.03-09.04	2			SF650	SF450	SH650	SH450	BF280	
C5 Break [X3]	10.04-03.08	2			SF650	SF450	SH650	SH450	BF280	
C5 Tourer [X7]	04.08	6			SF700	SF550	SH700	SH550	RF250	TRA-C854 84046
C6 [X6]	11.05	2			SF700	SF700	SH700	SH700		
C8 [V3]	06.02-07.05	1	SB650	SB650	SF650	SF650	SH650	SH650	BF350	
C8 [V3]	08.05-07.14	1	SB650	SB650	SF650	SF650	SH650	SH650	BF350	TRA-P181 84198
DS3 [A55]	11.09-04.15	7			SF600	SF400	SH600	SH400	BF280	
DS3 Cabrio [A56]	07.12-04.15	7			SF600	SF400	SH600	SH400		
DS4 [B75] (3P)	03.11-09.15	3			SF750	SF650	SH700	SH650		TRA-D741 84053
DS4 [B75] (5P)	03.11-09.15	3			SF750	SF650	SH700	SH650		TRA-D1L1 84051
DS5 [B81]	09.11-04.15	3			SF750	SF650	SH700	SH650		TRA-D751 84056
Evasion [U60]	06.94-07.02	1	SB650	SB500	SF650	SF500	SH650	SH500	SB380	
Grand C4 Picasso I [B58]	10.06-03.08	2			SF750	SF750	SH700	SH700	BF350	TRA-C843 84037
Grand C4 Picasso I [B58]	04.08-01.13	7			SF750	SF750	SH700	SH700	BF350	TRA-C843 84037
Grand C4 Picasso II [B78]	02.13-07.16	3			SF750	SF750	SH700	SH700	BF280	
Grand C4 Picasso II [B78]	08.16	3			SF750	SF700	SH700	SH700	BF280	
Jumper [U5,23]	02.94-05.06	1	SB550	SB550	SF550	SF550	SH550	SH550		
Jumper [U9]	06.06-	3			SF650	SF550	SH650	SH550		
Jumpy [U64]	10.95-01.07	1	SB650	SB500	SF650	SF500	SH650	SH500		
Jumpy [G9]	02.07-	1	SB700	SB500	SF700	SF500	SH700	SH500	BF350	TRA-C8J1 84299
Jumpy 2PP	03.16 -	7			SF650	SF480	SH650	SH480	BF350	
Jumpy 1PP	03.16 -	7			SF650	SF480	SH650	SH480	BF350	
Nemo [A9]	02.08	7			SF650	SF480	SH650	SH480	BF380	TRA-C8N2 84301
Saxo [S8]	02.96-09.99	1	SB500	SB450	SF500	SF450	SH500	SH450	SB380	
Saxo [S8]	10.99-09.03	1	SB500	SB450	SF500	SF450	SH500	SH450	BF350	TRA-C8S1 84047
Space Tourer 2PP	03.16 -	7			SF650	SF480	SH650	SH480	BF300	
Space Tourer 1PP	03.16 -	7			SF650	SF480	SH650	SH480	BF350	
Xantia [X1]	03.93-12.98	1	SB600	SB500	SF600	SF500	SH600	SH500	SB450	
Xantia [X2]	10.97-12.01	1	SB600	SB480	SF600	SF480	SH600	SH480	SB450	
Xantia Break [X1]	09.95-01.98	1	SB600	SB480	SF600	SF480	SH600	SH480	SB450	
Xantia Break [X2]	12.97-11.99	1	SB600	SB480	SF600	SF480	SH600	SH480	SB450	
Xantia Break [X2]	12.99-12.01	1	SB600	SB480	SF600	SF480	SH600	SH480	SB450	
XM [Y3,Y4]	05.89-10.00	1	SB550	SB550	SF550	SF550	SH550	SH550	SB450	
Xsara [N6,N7]	07.97-12.05	1	SB550	SB500	SF550	SF500	SH550	SH500	SB450	TRA-C8X2 84048
Xsara Break [N6,N7]	10.97-03.10	1	SB550	SB500	SF550	SF500	SH550	SH500	BF400	
Xsara Coupé 5 [N6,N7]	07.97-12.0	1	SB550	SB500	SF550	SF500	SH550	SH500	SB450	
Xsara Picasso [N68]	01.00-09.05	1	SB650	SB650	SF650	SF650	SH650	SH650	BF400	TRA-C8X3 84049
Xsara Picasso [N68]	10.05-04.10	2			SF650	SF650	SH650	SH650	BF400	TRA-C8X3 84049



CAR MODEL	YEAR	ARMS	Classic		Flat		Hybrid		Backfit	Wiper Arms
										
ZX [N20/N21]	03.91-02.98	1	SB550		SF550		SH550		SB450	
DACIA										
Dokker [FE/KE]	07.12-04.15	1	SB550	SB400	SF550	SF400	SH550	SH400	BF250	TRA-D1D1 84302
Dokker [FE/KE]	05.15	12			SF550	SF400	SH550	SH400	BF250	TRA-D1D1 84302
Duster [HS]	10.09-05.12	1	SB500	SB500	SF500	SF500	SH500	SH500	BF300	TRA-D1D2 84050
Duster [HS]	06.12-12.14	1	SB500	SB500	SF500	SF500	SH500	SH500	BF350	TRA-D1D2 84050
Duster [HS]	01.15-12.17	12	SB600	SB450	SF600	SF450	SH600	SH450	BF350	TRA-D1D2 84050
Duster [HS]	01.18	7			SF550	SF480	SH550	SH480	BF300	
Lodgy	03.12-04.15	1	SB550	SB400	SF550	SF400	SH550	SH400	BF280	TRA-D1L1 84051
Lodgy	05.15	12			SF550	SF400	SH550	SH400	BF300	
Logan I [LS]	07.04	1	SB500	SB500	SF500	SF500	SH500	SH500		
Logan II [L8]	08.12-02.15	1	SB550	SB500	SF550	SF500	SH550	SH500		
Logan II [L8]	03.15	7			SF550	SF480	SH550	SH480		
Logan MCV I [KS/FS]	01.07	1	SB500	SB500	SF500	SF500	SH500	SH500	BF350	TRA-D1L2 84303
Logan MCV II [K8]	03.13-02.15	1	SB550	SB500	SF550	SF500	SH550	SH500	BF280	
Logan MCV II [K8]	03.15	7			SF550	SF480	SH550	SH480	BF280	
Logan Pick-Up [US]	01.07	1	SB500	SB500	SF500	SF500	SH500	SH500		
Nova	05.96-09.00	1	SB500	SB500	SF500	SF500	SH500	SH500		TRA-D1S1 84052
Sandero I [BS]	06.08	1	SB500	SB500	SF500	SF500	SH500	SH500	BF400	TRA-D1S1 84052
Sandero II [B8]	08.12-02.15	1	SB550	SB500	SF550	SF500	SH550	SH500	BF280	TRA-D1S2 84304
Sandero II [B8]	03.15	7			SF550	SF480	SH550	SH480	BF280	TRA-D1S2 84304
Serie 13000	1.79-06.04	1	SB400	SB400	SF400	SF400	SH400	SH400	SB380	
Solenza	04.03-04.05	1	SB450	SB450	SF450	SF450	SH450	SH450		
SuperNova	10.00-09.03	1	SB500	SB500	SF500	SF500	SH500	SH500		
DAEWOO										
Cielo	08.94-03.01	1	SB450	SB450	SF450	SF450	SH450	SH450		
Espero [KLEJ]	09.91-10.99	1	SB450	SB450	SF450	SF450	SH450	SH450		
Evanda	03.03-01.05	1	SB550	SB500	SF550	SF500	SH550	SH500		
Gentra	09.05	1	SB550	SB480	SF550	SF480	SH550	SH480		
Kalos [KLAS]	09.02-01.05	1	SB550	SB400	SF550	SF400	SH550	SH400		
Kalos Hatchback [KLAS]	09.02-01.05	1	SB550	SB400	SF550	SF400	SH550	SH400	SB380	
Korando [KJ]	07.96-12.00	1	SB450	SB450	SF450	SF450	SH450	SH450		
Lacetti [KLAN]	03.04-01.05	1	SB550	SB480	SF550	SF480	SH550	SH480	SB450	
Lanos [KLAT]	11.96-09.03	1	SB480	SB480	SF480	SF480	SH480	SH480		
Lanos Hatchback [KLAT]	11.96-09.03	1	SB480	SB480	SF480	SF480	SH480	SH480	SB450	
Leganza [KLAV,V100]	03.97-12.02	1	SB550	SB500	SF550	SF500	SH550	SH500		
LeMans	09.88-10.96	1	SB450	SB450	SF450	SF450	SH450	SH450		
Matiz [KLYA]	04.98	1	SB530	SB380	SF530	SF380	SH500	SH350	SB350	
Matiz Creative	09.09	1	SB580	SB380	SF580	SF380	SH500	SH350		
Musso [FJ]	07.93-12.00	1	SB500	SB450	SF500	SF450	SH500	SH450		
Nexia	01.95	1	SB450	SB450	SF450	SF450	SH450	SH450	SB450	
Nexia Hatchback [KLETN]	11.94-08.97	1	SB450	SB450	SF450	SF450	SH450	SH450	SB450	
Nubira [KLAJ,J100]	09.97-09.99	1	SB500	SB500	SF500	SF500	SH500	SH500		
Nubira [KLAJ,J200]	10.99-01.05	1	SB550	SB480	SF550	SF480	SH550	SH480		



CAR MODEL	YEAR	ARMS	Classic		Flat		Hybrid		Backfit	Wiper Arms
										
Nubira Hatchback [KLAJ,J100]	09.97-09.99	1	SB500	SB500	SF500	SF500	SH500	SH500		
Nubira StationWagon [KLAJ,J100]	09.97-09.99	1	SB500	SB500	SF500	SF500	SH500	SH500	SB380	
Nubira StationWagon [KLAJ,J200]	08.99-01.05	1	SB550	SB480	SF550	SF480	SH550	SH480		
Rezzo [KLAU]	09.00-01.05	1	SB600	SB480	SF600	SF480	SH600	SH480	SB380	
Sens [TF698]	01.02	1	SB480	SB480	SF480	SF480	SH480	SH480		
Tico [KLY3]	06.91-01.05	1	SB400	SB400	SF400	SF400	SH400	SH400	SB350	

DAHIATSU

Charade [G2]	06.94-09.00	1	SB480	SB450	SF480	SF450	SH480	SH450		
Charade [NSP90]	03.11-	1	SB600	SB330	SF600	SF350	SH600	SH350	BF300	
Charade Hatchback [G2]	01.93-04.00	1	SB480	SB450	SF480	SF450	SH480	SH450		
Cuore [L5]	08.94-12.99	1	SB400	SB400	SF400	SF400	SH400	SH400	SB280	
Cuore [L7]	10.98-03.03	1	SB450	SB380	SF450	SF380	SH450	SH350	SB280	
Cuore [L2]	03.03-	1	SB530		SF530		SH500		BF300	
Gran Move [G3]	11.96-07.02	1	SB530	SB480	SF530	SF480	SH500	SH480	SB350	
Hijet	12.92-	1	SB400	SB400	SF400	SF400	SH400	SH400		
Materia	09.06-	1	SB500	SB480	SF500	SF480	SH500	SH480	BF300	
Move	08.95-09.02	1	SB430	SB380	SF430	SF380	SH430	SH350		
Rocky	03.93-03.02	1	SB400	SB400	SF400	SF400	SH400	SH400		
Sirion I [M1]	04.98-07.04	1	SB480	SB450	SF480	SF450	SH480	SH450	SB280	
Sirion II [M3]	10.04-	1	SB500	SB400	SF500	SF400	SH500	SH400	BF350	TRA-D3S1 84305
Terios [J1]	03.97-12.05	1	SB500	SB380	SF500	SF380	SH500	SH350	SB280	
Terios [J2]	01.06-	1	SB530	SB450	SF530	SF450	SH500	SH450	BF300	TRA-D3T1 84306
Trevis [L6]	08.06-	1	SB500	SB400	SF500	SF400	SH500	SH400		
YRV [M2]	08.00-07.05	1	SB550	SB330	SF550	SF350	SH550	SH350	BF300	

DODGE

Avenger [JS]	09.07-08.11	1	SB600	SB530	SF600	SF530	SH600	SH500		
Caliber [P3]	01.06-08.09	1	SB600	SB400	SF600	SF400	SH600	SH400	SB280	
Caravan [NS]	09.94-08.03	1	SB650	SB650	SF650	SF650	SH650	SH650	SB450	
Caravan [RS]	09.00-08.07	1	SB650	SB650	SF650	SF650	SH650	SH650	SB380	
GrandCaravan [RT]	09.07-11.09	1	SB650	SB500	SF650	SF500	SH650	SH500	BF400	
GrandCaravan [RT]	12.09-	1	SB650	SB500	SF650	SF500	SH650	SH500	SB400	
Journey [JC]	09.08-	1	SB600	SB450	SF600	SF450	SH600	SH450	BF300	
Magnum [LX]	09.04-08.08	1	SB550	SB550	SF550	SF550	SH550	SH550		
Nitro [KA]	09.06-08.11	1	SB480	SB480	SF480	SF480	SH480	SH480		







DS

DS3 [A55]	05.15	7			SF600	SF400	SH600	SH400	BF280	TRA-D731 84307
DS3 Cabrio [A56]	05.15	7			SF600	SF400	SH600	SH400		
DS4 [B75]	10.15	3			SF750	SF650	SH700	SH650		
DS5 [B81]	02.15	3			SF750	SF650	SH700	SH650		

FIAT

124 Spider [348]	03.16	1	SB450	SB480	SF450	SF480	SH450	SH480		
126	09.87-09.00	1	SB330	SB330	SF350	SF350	SH330	SH350		
500 [312..]	07.07	3			SF600	SF350	SH600	SH350	BF280	TRA-F251 84058
500 EV [CFF]	03.12	1	SB600	SB330	SF600	SF350	SH600	SH350		



CAR MODEL	YEAR	ARMS	Classic		Flat		Hybrid		Backfit	Wiper Arms
										
500L [199..,CFA]	09.12	3			SF650	SF380	SH650	SH350	BF280	TRA-F253 84280
500X [334]	11.14	3			SF650	SF380	SH650	SH350	BF280	TRA-F254 84279
Albea [172..]	01.02-12.12	1	SB580	SB450	SF580	SF450	SH500	SH450		
Barchetta [183..]	01.95-02.05	1	SB480	SB480	SF480	SF480	SH480	SH480		
Brava[182..]	10.95-12.01	1	SB550	SB500	SF550	SF500	SH550	SH500		TRA-F2B1 84059
Bravo[182..]	10.95-09.01	1	SB550	SB500	SF550	SF500	SH550	SH500		TRA-F2B2 84060
Bravo[198..]	03.07-12.14	3			SF600	SF450	SH600	SH450	BF280	TRA-F2B3 84061
Cinquecento [170..]	07.91-05.95	1	SB480	SB480	SF480	SF480	SH480	SH480	SB280	TRA-F2C1 84062
Coupé [175..]	02.94-09.00	1	SB530	SB480	SF530	SF480	SH500	SH480	SB500	
Croma [154..]	07.90-12.96	1	SB500	SB500	SF500	SF500	SH500	SH500	SB500	
Croma [194..]	06.05-12.10	2			SF600	SF430	SH600	SH430		TRA-F2C2 84063
Doblo [223..]	07.00-	1	SB550	SB450	SF550	SF450	SH550	SH450	SB350	TRA-F2D1 84064
Doblo [263..]	10.09-	3			SF600	SF400	SH600	SH400	RF380	
DobloCargo [223..]	07.00-12.10	1	SB550	SB450	SF550	SF450	SH550	SH450		
DobloCargo [263..]	02.10-	3			SF600	SF400	SH600	SH400	RF380	
Ducato [230;231;232;234]	03.94-03.02	1	SB550	SB550	SF550	SF550	SH550	SH550		
Ducato [243;244;245;247]	04.02-12.11	1	SB550	SB550	SF550	SF550	SH550	SH550		
Ducato [250;251;290]	06.06-	3			SF650	SF550	SH650	SH550		
Fiorino [255..]	01.88-12.01	1	SB450		SF450		SH450			
Fiorino [255..]	12.07-	7			SF650	SF480	SH650	SH480	BF380	
Freemont [JC]	06.11	1	SB600	SB480	SF600	SF480	SH600	SH480	BF300	TRA-F2F1 84065
Fullback	05.16	1	SB550	SB450	SF550	SF450	SH550	SH450		
GrandePunto [199..]	10.05-12.11	6			SF650	SF380	SH650	SH350	BF300	
Idea [350]	01.06-03.08	1	SB580	SB380	SF580	SF380	SH500	SH380		TRA-A412 84002
Idea [350]	04.08-12.12	3			SF580	SF380	SH500	SH350		TRA-A412 84002
Linea[323]	03.07	6			SF650	SF380	SH650	SH350		
Marea [185..]	10.96-12.02	1	SB550	SB480	SF550	SF480	SH550	SH480		
Marea Weekend [185..]	10.96-12.02	1	SB550	SB480	SF550	SF480	SH550	SH480		TRA-F2M1 84067
Marengo [259..]	02.90-12.96	1	SB500	SB500	SF500	SF500	SH500	SH500		
Marengo [285..]	01.97-09.02	1	SB550	SB480	SF550	SF480	SH550	SH480		TRA-F2M1 84067
Multipla [186..]	01.99-12.05	1	SB600	SB550	SF600	SF550	SH600	SH550		TRA-F2B2 84060
Multipla [186..]	01.06-12.10	6			SF600	SF550	SH600	SH550		TRA-F2M4 84070
Palio [178..]	03.98-12.11	1	SB580	SB450	SF580	SF450	SH500	SH450		TRA-F2P3 84071
Palio Weekend [178..]	09.97-12.08	1	SB580	SB450	SF580	SF450	SH500	SH450		
Panda [141..]	01.93-09.03	1	SB400		SF400		SH400			TRA-F2P5 84073
Panda [153..]	01.93-09.03	1	SB400		SF400		SH400			TRA-F2P5 84073
Panda [169..]	10.03-12.12	1	SB580	SB400	SF580	SF400	SH500	SH400		TRA-F2P6 84074
Panda [312..]	02.12-	3			SF600	SF380	SH600	SH350	BF280	TRA-F2P7 84075
Punto [176.]	08.93-08.99	1	SB580	SB400	SF580	SF400	SH500	SH400		TRA-F2P8 84076
Punto [188.] 3P	10.99-12.10	1	SB550	SB450	SF550	SF450	SH550	SH450		TRA-F2P9 84077
Punto [188.] 5P	10.99-12.11	1	SB550	SB450	SF550	SF450	SH550	SH450		TRA-F2P10 84078
Punto [199..]	10.09-12.12	1	SB550	SB450	SF550	SF450	SH550	SH450		
Grande Punto [199..]	10.05-12.11	6			SF650	SF380	SH650	SH350	BF300	TRA-F2P11 84079
Punto Cabrio [176..]	04.94-08.99	1	SB580	SB400	SF580	SF400	SH500	SH400		









CAR MODEL	YEAR	ARMS	Classic		Flat		Hybrid		Backfit	Wiper Arms
										
Punto Evo [199..]	10.09-12.12	6			SF650	SF380	SH650	SH350	BF300	TRA-F2P11 84079
Punto GT [176..]	08.93-08.99	1	SB580	SB400	SF580	SF400	SH500	SH400		
Punto VAN [276..]	05.97-08.99	1	SB580	SB400	SF580	SF400	SH500	SH400		
Punto VAN [288..]	05.99-12.10	1	SB550	SB450	SF550	SF450	SH550	SH450		
Qubo [300..] 1p	09.08	7			SF650	SF480	SH650	SH480	BF380	TRA-F2Q1 84081
Qubo [300..] 2p	09.09	7			SF650	SF480	SH650	SH480	BF380	TRA-F2Q2 84082
Scudo [222..]	10.95-01.07	1	SB650	SB500	SF650	SF500	SH650	SH500		
Scudo [272..]	01.07-	1	SB700	SB500	SF700	SF500	SH700	SH500	BF350	
Sedici [189..]	05.06-12.09	1	SB650	SB330	SF650	SF350	SH650	SH350	BF250	
Sedici [189..]	12.09-12.14	1	SB650	SB330	SF650	SF350	SH650	SH350	BF250	TRA-F2S2 84084
Seicento [187..]	03.98-12.10	1	SB480	SB480	SF480	SF480	SH480	SH480		TRA-F2B2 84060
Siena [178..]	04.97-12.01	1	SB580	SB450	SF580	SF450	SH500	SH450		TRA-F2P4 84072
Stilo [192..]	10.01-06.05	1	SB530	SB450	SF530	SF450	SH500	SH450		TRA-F2S4 84086
Stilo [192..]	07.05-12.08	6			SF550	SF480	SH550	SH480		TRA-F2S5 84087
Stilo Multi Wagon [192..]	10.02-06.05	1	SB530	SB450	SF530	SF450	SH500	SH450	BF350	
Stilo Multi Wagon [192..]	07.05-12.07	6			SF550	SF480	SH550	SH480	BF350	
Strada [278]	03.99-12.11	1	SB580	SB450	SF580	SF450	SH500	SH450		
Talento [296]	06.16-	3			SF650	SF480	SH650	SH480	BF400	
Tempra [159]	02.90-12.98	1	SB500	SB500	SF500	SF500	SH500	SH500		
Tempra SW [159]	02.90-12.98	1	SB500	SB500	SF500	SF500	SH500	SH500		TRA-F2T1 84089
Tipo [160..]	12.90-10.95	1	SB480	SB480	SF480	SF480	SH480	SH480	SB380	
Tipo [356..]	11.15-	3			SF650	SF400	SH650	SH400		
Tipo Hatchback [357]	11.15-	3			SF650	SF400	SH650	SH400		
Tipo SW	06.16	3			SF650	SF400	SH650	SH400	BF250	
Ulysse [121..]	09.94-09.02	1	SB650	SB500	SF650	SF500	SH650	SH500	SB380	TRA-F2U1 84090
Ulysse [179..]	10.02-10.05	1	SB650	SB650	SF650	SF650	SH650	SH650	BF350	TRA-F2U2 84091
Uno [146..]	09.87-12.00	1	SB450		SF450		SH450			TRA-F2U3 84092
Uno [158..]	01.96-06.06	1	SB450		SF450		SH450			







FORD

B-MAX	08.12-	6			SF750	SF650	SH700	SH650	BF300	
C-MAXI [07]	03.07-07.10	2			SF650	SF480	SH650	SH480		TRA-F4C1 84095
C-MAXII [11]	08.10-03.15	6			SF750	SF600	SH700	SH600	BF300	
C-MAXII [15]	04.15-	6			SF750	SF600	SH700	SH600	BF300	
Cougar	08.98-12.00	1	SB550	SB500	SF550	SF500	SH550	SH500	SB550	
Econovan	08.85-12.99	1	SB400	SB400	SF400	SF400	SH400	SH400		
Ecosport [14]	10.13	11			SF530	SF400	SH500	SH400	SB280	TRA-F4E1 84308
Edge	01.16	6			SF700	SF700	SH700	SH700	RF380	TRA-F4E2 84309
Escort VII [95]	01.95-09.01	1	SB500	SB500	SF500	SF500	SH500	SH500	SB500	
Escort VII Cabrio [95]	01.95-09.01	1	SB500	SB500	SF500	SF500	SH500	SH500		
Escort VII Express [95]	01.95-09.01	1	SB500	SB500	SF500	SF500	SH500	SH500		
Escort VII Turnier [95]	01.95-09.01	1	SB500	SB500	SF500	SF500	SH500	SH500	SB350	
Explorer [EX]	01.91-08.01	1	SB450	SB450	SF450	SF450	SH450	SH450		
Explorer [EX]	09.10	6			SF650	SF550	SH650	SH550	RF280	
Festiva	01.93-10.00	1	SB500	SB450	SF500	SF450	SH500	SH450		



CAR MODEL	YEAR	ARMS	Classic		Flat		Hybrid		Backfit	Wiper Arms
										
Fiest alll [89]	03.89-12.96	1	SB480	SB480	SF480	SF480	SH480	SH480	SB380	
Fiesta III Courier [89]	09.91-08.96	1	SB480	SB480	SF480	SF480	SH480	SH480		
Fiesta IV/V [96]	10.95-12.02	1	SB480	SB480	SF480	SF480	SH480	SH480	SB500	
Fiesta IV/V Courier [96]	10.95-12.02	1	SB480	SB480	SF480	SF480	SH480	SH480		
Fiesta VI [02]	11.01-09.08	1	SB550	SB400	SF550	SF400	SH550	SH400	SB280	TRA-F4F2 84098
Fiesta VII [08]	07.08-11.12	3			SF650	SF380	SH650	SH350	BF300	TRA-F4F3 84099
Fiesta VII [13]	11.12-	3			SF650	SF400	SH650	SH400	BF300	
Fiesta VIII	07.17	3			SF700	SF350	SH700	SH350	RF280	
Figo	02.10	1	SB550	SB400	SF550	SF400	SH550	SH400	SB280	
Five Hundred	09.05-08.07	2			SF600	SF500	SH600	SH500		
Focus [GA]	06.04-12.05	2			SF650	SF430	SH650	SH430		TRA-F4F5 84100
Focus C-MAX [04]	06.03-03.07	2			SF650	SF480	SH650	SH480	SB280	
Focus I [99]	08.98-05.05	1	SB550	SB480	SF550	SF480	SH550	SH480	SB380	
Focus I [Sedan99]	08.98-05.05	1	SB550	SB480	SF550	SF480	SH550	SH480		
Focus I Turnier[99]	11.98-05.05	1	SB550	SB480	SF550	SF480	SH550	SH480	SB280	
Focus II [04,08]	07.04-01.06	2			SF650	SF430	SH650	SH430	BF350	
Focus II Cabriolet [06]	07.06-07.10	2			SF650	SF430	SH650	SH430		
Focus II Sedan [04]	07.04-01.08	2			SF650	SF430	SH650	SH430		
Focus II Turnier [04,08]	07.04-10.08	2			SF650	SF430	SH650	SH430	SB280	
Focus II Turnier [08]	11.08-12.11	2			SF650	SF430	SH650	SH430	BF300	
Focus III [11,15]	01.11-	3			SF700	SF700	SH700	SH700	BF300	TRA-F4F8 84101
Focus III [11,15]	01.13-	3			SF700	SF700	SH700	SH700		TRA-F4F9 84102
Focus III Turnier[11,15]	01.11	3			SF700	SF700	SH700	SH700	BF300	
Fusion [02]	10.02-06.12	1	SB550	SB400	SF550	SF400	SH550	SH400	SB280	
Galaxy [95]	02.95-03.00	1	SB700	SB600	SF700	SF600	SH700	SH600	SB380	
Galaxy [00]	04.00-04.01	1	SB700	SB600	SF700	SF600	SH700	SH600	SB400	
Galaxy [00]	04.01-08.06	2			SF700	SF700	SH700	SH700	SB400	
Galaxy [06]	03.06-09.08	3			SF750	SF650	SH700	SH650	SB400	TRA-F4G1 84102
Galaxy [06]	10.08-06.14	3			SF750	SF650	SH700	SH650	BF330	
Galaxy [15]	05.15-	6			SF750	SF750	SH700	SH700	RF330	
Grand C-MAX [11]	08.10-03.15	6			SF750	SF600	SH700	SH600	SB380	TRA-F4C2 84096
Grand C-MAX [15]	04.15	6			SF750	SF600	SH700	SH600	SB380	
Ka I [97]	09.96-09.08	1	SB480	SB430	SF480	SF430	SH480	SH430	SB380	TRA-F4K1 84104
Ka II [08]	09.08-10.10	1	SB600	SB330	SF600	SF350	SH600	SH350	BF280	TRA-F4K2 84105
Ka II [08]	11.10	3			SF600	SF350	SH600	SH350	BF280	TRA-F4K2 84105
Kuga I [CBV]	02.08-11.12	3			SF600	SF430	SH600	SH430	BF330	TRA-F4K3 84106
Kuga II [DM2]	11.12	6			SF700	SF700	SH700	SH700	RF280	TRA-F4K4 84107
Maverick [94,96]	06.93-12.98	1	SB530	SB500	SF530	SF500	SH500	SH500	SB280	
Maverick [1EZ,1N2]	10.00-01.07	1	SB480	SB480	SF480	SF480	SH480	SH480	SB280	
Mondeol Hatchback [93]	10.00-01.07	1	SB530	SB500	SF530	SF500	SH500	SH500	SB550	
Mondeo I Sedan [93]	1.93-07.96	1	SB530	SB500	SF530	SF500	SH500	SH500		
Mondeo I Turnier[93]	1.93-07.96	1	SB530	SB500	SF530	SF500	SH500	SH500	SB350	TRA-F4M2 84108
Mondeo II [97]	1.93-07.96	1	SB530	SB500	SF530	SF500	SH500	SH500	SB550	
Mondeo II Sedan [97]	08.96-09.00	1	SB530	SB500	SF530	SF500	SH500	SH500	SB500	



CAR MODEL	YEAR	ARMS	Classic		Flat		Hybrid		Backfit	Wiper Arms
										
Mondeo II Turnier [97]	08.96-09.00	1	SB530	SB500	SF530	SF500	SH500	SH500	SB350	
Mondeo III [01]	10.00-03.07	1	SB550	SB500	SF550	SF500	SH550	SH500	SB450	
Mondeo III Sedan [01]	10.00-03.07	1	SB550	SB500	SF550	SF500	SH550	SH500		
Mondeo III Turnier [01]	10.00-03.07	1	SB550	SB500	SF550	SF500	SH550	SH500	SB280	TRA-F4M3 84109
Mondeo IV [07]	02.07-12.14	3			SF650	SF480	SH650	SH480	SB480	
Mondeo IV Sedan [07]	02.07-12.14	3			SF650	SF480	SH650	SH480		
Mondeo IV Turnier [07]	02.07-12.14	3			SF650	SF480	SH650	SH480	BF300	TRA-F4M2 84108
Mondeo V [15]	09.14	6			SF650	SF650	SH650	SH650	SB530	
Mondeo V Turnier [15]	09.14	6			SF650	SF650	SH650	SH650	RF280	
Mustang	09.04-02.09	1	SB550	SB500	SF550	SF500	SH550	SH500		
Mustang	03.09	6			SF550	SF500	SH550	SH500		
Probe	09.88-08.97	1	SB500	SB500	SF500	SF500	SH500	SH500	SB500	
Puma	06.97-12.01	1	SB480	SB480	SF480	SF480	SH480	SH480	SB450	
Ranger	06.94-06.09	1	SB450	SB450	SF450	SF450	SH450	SH450		
Ranger [TKE]	09.11-08.15	1	SB600	SB400	SF600	SF400	SH600	SH400		
Ranger [TKE]	09.15	3			SF600	SF380	SH600	SH350		
S-MAX [06]	03.06-01.09	3			SF750	SF650	SH700	SH650	SB350	
S-MAX [06]	02.09-12.14	3			SF750	SF650	SH700	SH650	BF330	TRA-F4S2 84110
S-MAX [15]	05.15-	6			SF750	SF750	SH700	SH700	RF330	TRA-F4S3 84111
Scorpio II [95]	01.95-12.98	1	SB500	SB500	SF500	SF500	SH500	SH500		
Scorpio II Turnier [95]	01.95-12.98	1	SB500	SB500	SF500	SF500	SH500	SH500		
Street Ka	12.02-12.05	1	SB480	SB480	SF480	SF480	SH480	SH480		
Tourneo Connect [02]	05.02-12.13	1	SB550	SB500	SF550	SF500	SH550	SH500	SB350	
Tourneo Connect [13]	09.13-	6			SF750	SF750	SH700	SH700	SB350	
Tourneo Courier	04.14	6			SF700	SF380	SH700	SH350	BF350	
Tourneo Custom [13]	09.12-	3			SF750	SF700	SH700	SH700	SB350	
Transit [95]	08.94-08.00	1	SB550	SB550	SF550	SF550	SH550	SH550	SB350	
Transit [00]	01.00-07.06	1	SB650	SB550	SF650	SF550	SH650	SH550	SB380	
Transit [06,12]	04.06-12.13	1	SB650	SB550	SF650	SF550	SH650	SH550	SB380	
Transit [14]	01.14-	3			SF750	SF500	SH700	SH500	SB450	
Transit Connect [02]	05.02-12.13	1	SB550	SB500	SF550	SF500	SH550	SH500	SB350	
Transit Connect [13]	09.13	6			SF750	SF750	SH700	SH700	SB350	
Transit Courier	04.14	6			SF700	SF380	SH700	SH350	BF350	
Transit Custom [13]	09.12	3			SF750	SF700	SH700	SH700	SB350	
Transit Tourneo [95]	08.94-08.00	1	SB550	SB550	SF550	SF550	SH550	SH550	SB350	
Transit Tourneo [00]	08.00-07.06	1	SB650	SB550	SF650	SF550	SH650	SH550	SB380	
Transit Tourneo [06,12]]	04.06-09.11	1	SB650	SB550	SF650	SF550	SH650	SH550	SB380	







GREAT WALL

Haval	11.07-06.14	1	SB500	SB480	SF500	SF480	SH500	SH480		
Hover	05.05-02.11	1	SB500	SB480	SF500	SF480	SH500	SH480		
Steed/Wingle	12.06	1	SB550	SB480	SF550	SF480	SH550	SH480		
Voleex C10	01.12-	1	SB600	SB380	SF600	SF380	SH600	SH350	BF300	







HONDA

Accord [CL/CN/CM]	02.03-06.08	1	SB650	SB400	SF650	SF400	SH650	SH400		
-------------------	-------------	---	-------	-------	-------	-------	-------	-------	--	--



CAR MODEL	YEAR	ARMS	Classic		Flat		Hybrid		Backfit	Wiper Arms
										
Accord [CU/CW]	07.08-	1	SB600	SB550	SF600	SF550	SH600	SH550		
Accord Aerodeck [CB/CC/CD/CE]	09.93-06.98	1	SB550	SB500	SF550	SF500	SH550	SH500	SB380	
Accord Coupé [CB/CC/CD/CE]	01.92-12.01	1	SB550	SB500	SF550	SF500	SH550	SH500		
Accord Coupé [CG]	12.97-12.02	1	SB600	SB480	SF600	SF480	SH600	SH480		
Accord Hatchback [CG/CH/CL]	10.98-11.99	1	SB550	SB480	SF550	SF480	SH550	SH480		
Accord Hatchback [CG/CH/CL]	12.99-02.03	1	SB550	SB480	SF550	SF480	SH550	SH480	BF400	
Accord Sedan [CA/CB/CD]	01.90-12.99	1	SB550	SB500	SF550	SF500	SH550	SH500		
Accord Sedan [CC;CE/CF]	03.93-10.98	1	SB550	SB500	SF550	SF500	SH550	SH500		
Accord Sedan [CG/CH/CL]	10.98-02.03	1	SB550	SB480	SF550	SF480	SH550	SH480		
Accord Tourer [CL/CN/CM]	02.03-08.08	1	SB650	SB400	SF650	SF400	SH650	SH400	BF300	TRA-H3A1 84310
Accord Tourer [CU/CW]	09.08-	1	SB600	SB550	SF600	SF550	SH600	SH550	BF300	
Civic Aerodeck [MB/MC]	03.98-02.01	1	SB500	SB450	SF500	SF450	SH500	SH450	SB380	
Civic Coupé [EK]	05.01-12.04	1	SB530	SB480	SF530	SF480	SH500	SH480		TRA-H3C1 84112
Civic CRX [EG/EH]	03.92-12.98	1	SB500	SB450	SF500	SF450	SH500	SH450		
Civic Fastback [MA/MB/MC]	09.94-02.01	1	SB500	SB450	SF500	SF450	SH500	SH450	SB450	
Civic Hatchback [EG/EH]	10.91-09.95	1	SB500	SB450	SF500	SF450	SH500	SH450		
Civic Hatchback [EJ/EK]	10.95-02.01	1	SB500	SB450	SF500	SF450	SH500	SH450	SB380	
Civic Hatchback [EU/EP]	02.01-12.05	1	SB600	SB380	SF600	SF380	SH600	SH350	BF300	TRA-H3C1 84112
Civic Hatchback [FK/FN]	09.05-12.11	1	SB700	SB580	SF700	SF580	SH700	SH550		
Civic Hatchback [FK]	09.11-02.17	1	SB650	SB450	SF650	SF450	SH650	SH450	SB450	
Civic Hatchback	03.17	1	SB650	SB450	SF650	SF450	SH650	SH450	SB330	
Civic Hybrid [FA]	01.06-08.11	1	SB650	SB580	SF650	SF580	SH650	SH550		
Civic Hybrid [FD]	01.06-12.07	1	SB700	SB580	SF700	SF580	SH700	SH550		
Civic Hybrid [FD]	01.08-12.10	1	SB650	SB580	SF650	SF580	SH650	SH550		
Civic Sedan [EG/EH]	10.91-09.95	1	SB500	SB450	SF500	SF450	SH500	SH450		
Civic Sedan [EJ/EK]	10.95-02.01	1	SB500	SB450	SF500	SF450	SH500	SH450	SB380	
Civic Sedan [ES]	02.01-01.06	1	SB530	SB450	SF530	SF450	SH500	SH450		
Civic Sedan [FD]	09.05-12.07	1	SB700	SB580	SF700	SF580	SH700	SH550		
Civic Sedan [FD]	01.08-12.11	1	SB650	SB580	SF650	SF580	SH650	SH550		
Civic Sedan [FD6]	06.06-08.10	1	SB650	SB580	SF650	SF580	SH650	SH550		
Civic Sedan [FB]	09.11-	1	SB650	SB580	SF650	SF580	SH650	SH550		
CivicSedan	03.17	1	SB650	SB450	SF650	SF450	SH650	SH450		
Civic Shuttle [EC/ED/EE]	01.88-06.95	1	SB480	SB450	SF480	SF450	SH480	SH450	SB450	
Civic Tourer [FK]	12.13	1	SB650	SB450	SF650	SF450	SH650	SH450	BF300	
CR-V [RD]	10.95-07.02	1	SB480	SB480	SF480	SF480	SH480	SH480		
CR-V [RD]	07.02-09.06	1	SB530	SB500	SF530	SF500	SH500	SH500	SB280	
CR-V [KL]	07.03-	1	SB530	SB480	SF530	SF480	SH500	SH480		
CR-V [RE]	01.07-11.12	1	SB650	SB400	SF650	SF400	SH650	SH400	BF350	TRA-H3C5 84114
CR-V [RE/RM]	10.12-	1	SB650	SB400	SF650	SF400	SH650	SH400		TRA-H3C6 84115
CR-Z [ZF]	03.10-02.14	1	SB650	SB500	SF650	SF500	SH650	SH500		
Crosstour	09.09-08.12	1	SB650	SB480	SF650	SF480	SH650	SH480		
Fit	06.01-10.07	1	SB500	SB380	SF500	SF380	SH500	SH350		TRA-H3F1 84311
FR-V [BE]	01.05-06.09	1	SB650	SB480	SF650	SF480	SH650	SH480		
HR-V [GH]	12.98-02.06	1	SB500	SB400	SF500	SF400	SH500	SH400		



CAR MODEL	YEAR	ARMS	Classic		Flat		Hybrid		Backfit	Wiper Arms
										
HR-V [RU]	08.15-	1	SB650	SB450	SF650	SF450	SH650	SH450	BF250	
Insight Coupé [ZE]	01.00-12.06	1	SB500	SB450	SF500	SF450	SH500	SH450		
Insight Hatchback [ZE]	03.09-02.14	1	SB650	SB400	SF650	SF400	SH650	SH400		TRA-H3I1 84313
Integra TypeR [DC]	01.98-10.01	1	SB500	SB450	SF500	SF450	SH500	SH450		
Jazz [GD]	03.02-12.08	1	SB530	SB380	SF530	SF380	SH500	SH350	BF350	TRA-H3F1 84311
Jazz [GE/GG/GP]	10.08-	1	SB650	SB330	SF650	SF350	SH650	SH350	BF350	TRA-H3F2 84312
Jazz [GK]	09.15-	1	SB650	SB350	SF650	SF350	SH650	SH350	BF350	
Legend	04.98-12.04	1	SB500	SB480	SF500	SF480	SH500	SH480		
Logo	09.96-06.01	1	SB500	SB450	SF500	SF450	SH500	SH450		
NSX Coupé [NA]	09.96-06.01	1	SB500	SB500	SF500	SF500	SH500	SH500		
Odyssey [RA]	03.00-	1	SB600	SB550	SF600	SF550	SH600	SH550		
Pilot [YF]	01.09-08.15	1	SB550	SB530	SF550	SF530	SH550	SH500		
Prelude [BB]	02.92-09.96	1	SB530	SB480	SF530	SF480	SH500	SH480	SB450	
Shuttle	01.95-05.01	1	SB550	SB550	SF550	SF550	SH550	SH550	SB380	
Stream [RN]	10.00-07.06	1	SB600	SB330	SF600	SF350	SH600	SH350		TRA-H3S2 84314
S2000	04.99-06.09	1	SB500	SB400	SF500	SF400	SH500	SH400		












HUMMER

H2	09.02-	1	SB400	SB400	SF400	SF400	SH400	SH400		
H3	09.06-	1	SB400	SB400	SF400	SF400	SH400	SH400		







HYUNDAI

Accent [X3]	04.94-07.99	1	SB500	SB450	SF500	SF450	SH500	SH450	SB500	
Accent [LC]	05.99-06.06	1	SB500	SB450	SF500	SF450	SH500	SH450		
Accent [MC]	04.06-02.12	1	SB550	SB400	SF550	SF400	SH550	SH400		TRA-H7A1 84315
Accent [RB]	11.10-	1	SB650	SB400	SF650	SF400	SH650	SH400		
Accent Blue [RB]	01.11-	1	SB650	SB400	SF650	SF400	SH650	SH400		
Accent Hatchback [X3]	07.94-07.99	1	SB500	SB450	SF500	SF450	SH500	SH450	SB500	
Accent Hatchback [LC]	08.99-06.06	1	SB500	SB450	SF500	SF450	SH500	SH450	SB450	
Accent Hatchback [MC]	04.06-02.12	1	SB550	SB400	SF550	SF400	SH550	SH400	BF350	
Atos [MX]	09.97-12.03	1	SB500	SB400	SF500	SF400	SH500	SH400	SB350	
Atos Prime [MX]	09.99-03.08	1	SB500	SB400	SF500	SF400	SH500	SH400	SB350	
Coupé [FX]	07.96-	1	SB530	SB450	SF530	SF450	SH500	SH450		
Coupé [RD]	05.96-04.02	1	SB530	SB450	SF530	SF450	SH500	SH450	SB500	
Coupé [GK]	10.01-08.09	1	SB530	SB450	SF530	SF450	SH500	SH450	SB500	
Creta	01.16-	1	SB500	SB450	SF500	SF450	SH500	SH450		
Elantra [J1]	10.90-04.95	1	SB500	SB450	SF500	SF450	SH500	SH450		
Elantra [J2]	05.95-09.00	1	SB500	SB450	SF500	SF450	SH500	SH450	SB500	
Elantra [XD]	06.00-09.06	1	SB500	SB450	SF500	SF450	SH500	SH450		
Elantra [HD]	09.05	1	SB500	SB450	SF500	SF450	SH500	SH450		
Elantra [MD]	02.11-	1	SB650	SB330	SF650	SF350	SH650	SH350		
Elantra	03.16	1	SB650	SB400	SF650	SF400	SH650	SH400		
Elantra Hatchback [XD]	06.00-09.06	1	SB500	SB450	SF500	SF450	SH500	SH450	SB500	
Equus	10.09-11.12	6			SF600	SF480	SH600	SH480		
Equus	12.12	1	SB500	SB450	SF500	SF450	SH500	SH450		
Excel [X3]	06.00-09.06	1	SB500	SB450	SF500	SF450	SH500	SH450	SB500	



CAR MODEL 	YEAR 	ARMS 	Classic		Flat		Hybrid		Backfit 	Wiper Arms 
										
Excel Hatchback [X3]	11.95-07.99	1	SB500	SB450	SF500	SF450	SH500	SH450	SB500	
Galloper	12.97-08.01	1	SB450	SB450	SF450	SF450	SH450	SH450		
Genesis Coupe [BK]	11.08-03.16	1	SB600	SB500	SF600	SF500	SH600	SH500		
Genesis Sedan [BH]	05.08-11.12	6			SF600	SF480	SH600	SH480		
Genesis Sedan [BH]	12.12	1	SB600	SB480	SF600	SF480	SH600	SH480		
Getz [TB]	09.02-06.09	1	SB550	SB330	SF550	SF350	SH550	SH350	SB350	
Grand SantaFe [NC]	08.13	1	SB650	SB330	SF650	SF350	SH650	SH350		
Grandeur [TG]	07.05	1	SB600	SB500	SF600	SF500	SH600	SH500		
H100	09.96	1	SB450	SB450	SF450	SF450	SH450	SH450	SB380	
H350	04.14	1	SB650	SB600	SF650	SF600	SH650	SH600		
H-1	10.97-12.07	1	SB650	SB500	SF650	SF500	SH650	SH500	SB380	
H-2	03.08	1	SB600	SB500	SF600	SF500	SH600	SH500	BF350	
i10 [PA]	10.07	1	SB550	SB400	SF550	SF400	SH550	SH400		TRA-H711 84116
i10 [IA]	09.13-	1	SB550	SB400	SF550	SF400	SH550	SH400		TRA-H713 84097
i20 [PB]	12.08-	1	SB550	SB400	SF550	SF400	SH550	SH400	BF300	TRA-H714 84117
i20 [GB]	11.14-	1	SB600	SB400	SF600	SF400	SH600	SH400	BF300	
i30 [GD]	09.07-03.10	3			SF600	SF450	SH600	SH450	BF300	TRA-H715 84118
i30 [FD]	04.10-01.13	1	SB600	SB450	SF600	SF450	SH600	SH450	BF300	TRA-H716 84119
i30 [GD]	12.11-	1	SB650	SB330	SF650	SF350	SH650	SH350	RF330	TRA-H715 84118
i30	12.16	1	SB650	SB400	SF650	SF400	SH650	SH400		
i30 Coupé [GD]	02.13	1	SB650	SB330	SF650	SF350	SH650	SH350	RF330	
i30 CW Kombi [FD]	02.08-03.10	3			SF600	SF450	SH600	SH450	BF300	
i30 CW Kombi [FD]	04.10-09.12	1	SB600	SB450	SF600	SF450	SH600	SH450	BF300	
i30 CW Kombi [GD]	03.12-	1	SB650	SB330	SF650	SF350	SH650	SH350	RF330	
i30 CW	03.17	1	SB650	SB400	SF650	SF400	SH650	SH400		
i40 [VF]	04.11	1	SB650	SB400	SF650	SF400	SH650	SH400		TRA-H718 84316
i40 CW Kombi [VF]	04.11	1	SB650	SB400	SF650	SF400	SH650	SH400	BF350	
ix20 [JC]	10.10	3			SF650	SF350	SH650	SH350	BF300	
ix35 [LM/EL]	01.10	1	SB600	SB400	SF600	SF400	SH600	SH400	BF300	
ix35 [EN]	09.08-12.12	3			SF600	SF500	SH600	SH500		TRA-H7110 84120
IONIQ	03.16	1	SB650	SB450	SF650	SF450	SH650	SH450		
KONA	06.17	1	SB650	SB400	SF650	SF400	SH650	SH400	BF280	
Lantra [J1]	10.90-04.95	1	SB500	SB450	SF500	SF450	SH500	SH450		
Lantra [J2]	05.95-09.00	1	SB500	SB450	SF500	SF450	SH500	SH450		
Lantra Kombi [J2]	05.95-09.00	1	SB500	SB450	SF500	SF450	SH500	SH450	SB350	
Matrix [FC]	07.01-04.10	1	SB550	SB400	SF550	SF400	SH550	SH400	SB350	
Pony [X3]	07.94-07.99	1	SB500	SB450	SF500	SF450	SH500	SH450	SB500	
Porter 507	09.00-12.03	1	SB450	SB450	SF450	SF450	SH450	SH450		
SantaFe [SM]	09.99-12.05	1	SB550	SB500	SF550	SF500	SH550	SH500	SB350	
SantaFe [CM]	03.06-12.12	1	SB600	SB450	SF600	SF450	SH600	SH450	BF350	TRA-H7S1 84121
SantaFe [DM]	09.12	1	SB650	SB330	SF650	SF350	SH650	SH350		TRA-H7S2 84122
Scoupe	02.90-04.95	1	SB480	SB450	SF480	SF450	SH480	SH450		
Solaris [RB]	01.11	1	SB650	SB400	SF650	SF400	SH650	SH400		
Solaris Hatchback [RB]	01.11	1	SB650	SB400	SF650	SF400	SH650	SH400	BF280	



CAR MODEL	YEAR	ARMS	Classic		Flat		Hybrid		Backfit	Wiper Arms
										
Sonata II [Y3]	11.93-04.98	1	SB500	SB500	SF500	SF500	SH500	SH500		
Sonata III[EF]	03.98-03.01	1	SB500	SB500	SF500	SF500	SH500	SH500		
Sonata IV [EF]	04.01-01.05	1	SB550	SB500	SF550	SF500	SH550	SH500		
Sonata V [NF]	08.04-12.10	1	SB600	SB500	SF600	SF500	SH600	SH500		
Sonata [YF]	09.09	1	SB650	SB480	SF650	SF480	SH650	SH480		
Starex	10.02-01.07	1	SB650	SB500	SF650	SF500	SH650	SH500	SB380	
Starex	05.07	1	SB650	SB500	SF650	SF500	SH650	SH500	BF350	
Terracan [HP]	01.01-10.06	1	SB550	SB500	SF550	SF500	SH550	SH500	SB380	
Trajet [FO]	01.00-06.07	1	SB650	SB550	SF650	SF550	SH650	SH550	SB380	
Tucson [JM]	08.04-03.10	1	SB600	SB400	SF600	SF400	SH600	SH400	SB300	TRA-H7T1 84123
Tucson [TL]	06.15	1	SB650	SB400	SF650	SF400	SH650	SH400	BF350	TRA-H7I8 84316
Veloster	06.11	1	SB650	SB450	SF650	SF450	SH650	SH450		TRA-H7V1 84318
Veracruz	09.06	3			SF600	SF500	SH600	SH500		
Verna [LC]	07.99-03.06	1	SB500	SB450	SF500	SF450	SH500	SH450		
Verna [MC]	10.06-05.11	1	SB530	SB480	SF530	SF480	SH500	SH480		
XG [F]	12.98-12.05	1	SB550	SB500	SF550	SF500	SH550	SH500		

INFINITI

EX [J50]	04.08	1	SB600	SB450	SF600	SF450	SH600	SH450	BF350	
FX [S50]	11.02-08.08	1	SB550	SB500	SF550	SF500	SH550	SH500		
FX [S51]	07.08-12.14	1	SB550	SB500	SF550	SF500	SH550	SH500	BF350	
Q30	11.15	6			SF600	SF480	SH600	SH480		
Q45 [F50]	01.01-12.06	1	SB650	SB450	SF650	SF450	SH650	SH450		
QX4 [JR50]	09.96-08.03	1	SB550	SB500	SF550	SF500	SH550	SH500		
QX 56 [A60]	04.08	1	SB550	SB530	SF550	SF530	SH550	SH500	BF250	

ISUZU

D-MAX	01.07	1	SB550	SB480	SF550	SF480	SH550	SH480		
Trooper [UBS]	08.92-09.04	1	SB500	SB500	SF500	SF500	SH500	SH500		

IVECO

Daily [00/06/09/12]	05.99-	1	ST6060	ST6060						
Daily [14]	05.14-	6			SF630	SF630	SH600	SH600		
Daily,Grinta	07.89-05.99	1	SB600	SB600	SF600	SF600	SH600	SH600		
Daily,Grinta	07.89-05.99	1	ST6060	ST6060						
Massif	06.08-	1	SB450	SB400	SF450	SF400	SH450	SH400		

JAGUAR

Daimler	01.99-08.02	1	SB530	SB530	SF530	SF530	SH500	SH500		
F-Pace [X761]	04.16	3			SF650	SF480	SH650	SH480		
F-Type	10.12-	1	SB530	SB530	SF530	SF530	SH500	SH500		
S-Type [CCX]	10.98-04.02	1	SB550	SB550	SF550	SF550	SH550	SH550		
S-Type [CCX]	10.01-03.08	1	SB550	SB530	SF550	SF530	SH550	SH500		
XE	06.15	3			SF700	SF430	SH700	SH430		
XF [X250]	03.08-10.15	6			SF600	SF450	SH600	SH450		
XF [X260]	10.15	3			SF700	SF430	SH700	SH430		
XF Sportbrake	09.12	6			SF600	SF450	SH600	SH450	BF300	
XJ [X351]	11.09	6			SF600	SF450	SH600	SH450		



CAR MODEL	YEAR	ARMS	Classic		Flat		Hybrid		Backfit	Wiper Arms
										
XJS Cabrio	09.81-12.97	1	SB380	SB380	SF380	SF380	SH350	SH350		
XJS Coupé	09.75-12.97	1	SB380	SB380	SF380	SF380	SH350	SH350		
XJ6	02.03-07.10	1	SB400	SB400	SF400	SF400	SH400	SH400		
XJ8	09.97-01.03	1	SB530	SB400	SF530	SF400	SH500	SH400		
XJ8	02.03-07.10	1	ST6060	SB480						
XJR8	09.97-09.02	1	SB530	SB400	SF530	SF400	SH500	SH400		
XK [X150]	03.06	1	SB530	SB530	SF530	SF530	SH500	SH500		
XK8 Convertible [QDV]	-03.96-02.09	1	SB530	SB530	SF530	SF530	SH500	SH500		
XK8 Coupé [QEV]	03.96-02.09	1	SB530	SB530	SF530	SF530	SH500	SH500		
X-Type [CF1]	03.01-06.10	1	SB550	SB480	SF550	SF480	SH550	SH480		
X-Type Estate [CF1]	03.03-12.09	1	SB550	SB480	SF550	SF480	SH550	SH480	BF350	







JEEP

Cherokee [XJ]	03.03-12.09	1	SB450	SB450	SF450	SF450	SH450	SH450		
Cherokee [KJ]	03.01-12.07	1	SB480	SB480	SF480	SF480	SH480	SH480		
Cherokee [KK]	01.08-	1	SB480	SB480	SF480	SF480	SH480	SH480		
Cherokee [KL]	01.14-	1	SB650	SB450	SF650	SF450	SH650	SH450	BF350	
Commander [XH]	01.06-	1	SB450	SB450	SF450	SF450	SH450	SH450	BF350	
Compass [MK,PK]	10.06	1	SB550	SB500	SF550	SF500	SH550	SH500	SB280	
Compass	2017-	1	SB600	SB450	SF600	SF450	SH600	SH450	BF250	
Grand Cherokee [ZG]	09.92-04.99	1	SB500	SB500	SF500	SF500	SH500	SH500		
Grand Cherokee [WG]	09.00-12.04	1	SB530	SB530	SF530	SF530	SH500	SH500	SB280	
Grand Cherokee [WH]	03.05-10.11	1	SB530	SB530	SF530	SF530	SH500	SH500	BF350	TRA-J3G2 84319
Grand Cherokee [WK]	09.03-	1	SB530	SB530	SF530	SF530	SH500	SH500	BF300	
Grand Cherokee [WK2]	09.10-08.13	1	SB550	SB530	SF550	SF530	SH550	SH500	BF300	TRA-J3G3 84320
Grand Cherokee [WK2]	09.13	1	SB550	SB530	SF550	SF530	SH550	SH500	BF280	
Liberty [KK]	09.07	1	SB480	SB480	SF480	SF480	SH480	SH480		
Patriot [MK]	10.06	1	SB530	SB530	SF530	SF530	SH500	SH500	SB280	
Renegade	07.14	3			SF550	SF500	SH550	SH500	BF250	
Wrangler [TJ, JK]	07.14	1	SB380	SB380	SF380	SF380	SH350	SH350	BF350	







KIA

Carens [FC]	04.99-08.06	1	SB600	SB450	SF600	SF450	SH600	SH450	SB350	
Carens [FG]	09.06-	1	SB650	SB400	SF650	SF400	SH650	SH400	BF350	
Carens [RP]	01.13-	1	SB700	SB700	SF700	SF700	SH700	SH700		
Carnival [UP]	06.98-06.06	1	SB600	SB600	SF600	SF600	SH600	SH600	SB380	
Carnival [UP]	06.98-09.01	1	ST6060	ST6060						
Carnival [MB]	04.06	1	SB650	SB450	SF650	SF450	SH650	SH450		
Cee'd [ED/FF2]	11.06-06.09	3			SF600	SF450	SH600	SH450	BF300	TRA-K3C4 84321
Cee'd [ED/FF2]	07.09-12.12	1	SB600	SB450	SF600	SF450	SH600	SH450	BF300	
Cee'd [JD]	05.12-	1	SB650	SB330	SF650	SF350	SH650	SH350	RF300	
Cee'd SportyWagon [ED/FF2]	09.07-06.09	3			SF600	SF450	SH600	SH450	BF300	
Cee'd SportyWagon [ED/FF2]	07.09-12.12	1	SB600	SB450	SF600	SF450	SH600	SH450	BF300	
Cee'd SportyWagon [JD]	08.12	1	SB650	SB330	SF650	SF350	SH650	SH350	RF300	
Cerato [FE]	03.04-11.09	1	SB600	SB400	SF600	SF400	SH600	SH400		
Cerato Hatchback [FE]	03.04-11.09	1	SB600	SB400	SF600	SF400	SH600	SH400	BF350	



CAR MODEL	YEAR	ARMS	Classic		Flat		Hybrid		Backfit	Wiper Arms
										
Cerato [TD]	12.08	1	SB600	SB500	SF600	SF500	SH600	SH500		
Cerato Koup [TD]	08.10	1	SB600	SB500	SF600	SF500	SH600	SH500		
Clarus [GC]	05.96-11.01	1	SB530	SB480	SF530	SF480	SH500	SH480		
Clarus II Kombi [GC]	06.98-11.01	1	SB530	SB480	SF530	SF480	SH500	SH480		
Joice [MT]	08.99-09.01	1	SB530	SB450	SF530	SF450	SH500	SH450	SB380	
Joice [MT]	09.01-03.03	1	SB530	SB450	SF530	SF450	SH500	SH450		
K2500	09.01-12.06	1	SB530	SB480	SF530	SF480	SH500	SH480		
K2700 [SD]	04.98-08.04	1	SB530	SB450	SF530	SF450	SH500	SH450		
K2700	08.04-12.06	1	SB530	SB480	SF530	SF480	SH500	SH480		
K2900	05.07	1	SB530	SB480	SF530	SF480	SH500	SH480		
Magentis [GD]	09.00-12.05	1	SB550	SB500	SF550	SF500	SH550	SH500		
Magentis [GE]	02.06-04.10	1	SB600	SB450	SF600	SF450	SH600	SH450		
Mentor II [FX]	01.01-08.04	1	SB530	SB480	SF530	SF480	SH500	SH480		
Mentor II Hatchback [FX]	01.01-08.04	1	SB530	SB480	SF530	SF480	SH500	SH480		
Mohave	01.09	1	SB600	SB500	SF600	SF500	SH600	SH500	BF350	
Niro	10.16	1	SB650	SB400	SF650	SF400	SH650	SH400		
Opirus [LD]	03.03-07.09	1	SB600	SB450	SF600	SF450	SH600	SH450		
Optima [TF]	09.11	1	SB600	SB450	SF600	SF450	SH600	SH450		
Optima	07.16	1	SB650	SB450	SF650	SF450	SH650	SH450		
Picanto [BA]	05.04-01.11	1	SB550	SB400	SF550	SF400	SH550	SH400	BF350	TRA-K3P1 84124
Picanto [TA]	05.11	1	SB550	SB400	SF550	SF400	SH550	SH400	BF300	
Picanto	04.17	1	SB600	SB350	SF600	SF350	SH600	SH350		
Pregio [TB]	02.97-04.04	1	SB530	SB450	SF530	SF450	SH500	SH450		
Pregio [TB]	05.04-12.12	1	SB530	SB480	SF530	SF480	SH500	SH480		
Pride [DA]	05.90-02.00	1	SB450	SB450	SF450	SF450	SH450	SH450	SB380	
ProCee'd [ED/FF2]	10.07-06.09	3			SF600	SF450	SH600	SH450	BF300	
ProCee'd [ED/FF2]	07.09-12.12	1	SB600	SB450	SF600	SF450	SH600	SH450	BF300	
ProCee'd [JD]	01.13	1	SB650	SB330	SF650	SF350	SH650	SH350	RF300	
Retona [CE]	04.98-12.00	1	SB330	SB330	SF350	SF350	SH330	SH350		
Rio [DC]	07.00-02.05	1	SB530	SB450	SF530	SF450	SH500	SH450		
Rio [DE]	03.05	1	SB550	SB400	SF550	SF400	SH550	SH400	BF350	
Rio [UB]	06.11	1	SB650	SB400	SF650	SF400	SH650	SH400		
Rio Hatchback [DE]	03.05-09.11	1	SB550	SB400	SF550	SF400	SH550	SH400	BF350	
Rio Hatchback [UB]	06.11	1	SB650	SB400	SF650	SF400	SH650	SH400	BF280	
RioHatchback	02.17	1	SB650	SB400	SF650	SF400	SH650	SH400		
Rio Kombi [DC]	09.02-02.05	1	SB530	SB450	SF530	SF450	SH500	SH450	SB350	
Sedona	06.98-09.05	1	SB600	SB600	SF600	SF600	SH600	SH600		
Sedona	06.98-09.05	1	ST6060	ST6060						
Sephia I [FA]	01.92-12.00	1	SB530	SB480	SF530	SF480	SH500	SH480	SB450	
Sephia I Hatchback [FA]	09.96-12.00	1	SB530	SB480	SF530	SF480	SH500	SH480	SB450	
Shuma I [FB]	01.98-12.00	1	SB530	SB480	SF530	SF480	SH500	SH480	SB450	
Shuma I Hatchback [FB]	01.98-12.00	1	SB530	SB480	SF530	SF480	SH500	SH480	SB450	
Shuma II [FB]	01.01-08.04	1	SB530	SB480	SF530	SF480	SH500	SH480	SB450	
Shuma II Hatchback [FB]	01.01-08.04	1	SB530	SB480	SF530	SF480	SH500	SH480	SB450	



CAR MODEL	YEAR	ARMS	Classic		Flat		Hybrid		Backfit	Wiper Arms
										
Sorento [JC]	07.02-08.09	1	SB600	SB450	SF600	SF450	SH600	SH450	SB350	
Sorento [XM]	09.09	1	SB600	SB500	SF600	SF500	SH600	SH500	BF280	TRA-K3S3 84125
Sorento [UM]	02.15	1	SB650	SB400	SF650	SF400	SH650	SH400		
Sorento	02.17	1	SB650	SB400	SF650	SF400	SH650	SH400	BF300	
Soul [AM]	02.09	1	SB600	SB500	SF600	SF500	SH600	SH500	BF280	TRA-K3S4 84322
Soul [PS]	03.14	1	SB600	SB500	SF600	SF500	SH600	SH500	BF280	
Spectra	01.01-12.09	1	SB530	SB500	SF530	SF500	SH500	SH500	SB450	
Sportage [JA]	05.93-08.04	1	SB500	SB500	SF500	SF500	SH500	SH500	SB380	
Sportage [JE]	09.04-05.10	1	SB600	SB400	SF600	SF400	SH600	SH400		TRA-K3S11 84127
Sportage [SL]	07.10	1	SB600	SB450	SF600	SF450	SH600	SH450	BF300	TRA-K3S9 84323
Sportage [QL]	01.16	1	SB650	SB400	SF650	SF400	SH650	SH400		
SportageR [SL]	03.10	1	SB600	SB450	SF600	SF450	SH600	SH450	BF300	TRA-H7110 84120
Stinger	05.17	1	SB650	SB450	SF650	SF450	SH650	SH450		
Stonic	09.17	1	SB650	SB400	SF650	SF400	SH650	SH400	BF280	
Venga	12.09	3			SF650	SF350	SH650	SH350	BF300	

LADA

Forma	09.91-12.00	1	SB500	SB500	SF500	SF500	SH500	SH500		
Granta	01.12-	1	SB600	SB400	SF600	SF400	SH600	SH400		
Kalina	11.04-02.12	1	SB600	SB400	SF600	SF400	SH600	SH400		
Kalina Hatchback	07.06-	1	SB600	SB400	SF600	SF400	SH600	SH400		
Kalina Kombi	07.07-	1	SB600	SB400	SF600	SF400	SH600	SH400		
Kalina Nova	06.13-	1	SB600	SB400	SF600	SF400	SH600	SH400		
Kalina Sport	08.08-	1	SB600	SB400	SF600	SF400	SH600	SH400		
Largus [R90]	04.12	1	SB500	SB500	SF500	SF500	SH500	SH500	BF350	
Niva (4x4)	12.76-12.04	1	SB330	SB330	SF350	SF350	SH330	SH350		
Oka	01.88-12.08	1	SB500		SF500		SH500			
Priora	11.06-	1	SB500	SB500	SF500	SF500	SH500	SH500		
Priora Coupé	01.10-	1	SB500	SB500	SF500	SF500	SH500	SH500		
Priora Hatchback	01.08-	1	SB500	SB500	SF500	SF500	SH500	SH500	SB500	
Priora Kombi	01.08-	1	SB500	SB500	SF500	SF500	SH500	SH500		
Samara	01.84-12.13	1	SB530	SB530	SF530	SF530	SH500	SH500		
Samara Hatchback	01.84-12.13	1	SB530	SB530	SF530	SF530	SH500	SH500		
Serie 110	01.96-12.10	1	SB500	SB500	SF500	SF500	SH500	SH500	SB500	
Serie 111	01.96-12.09	1	SB500	SB500	SF500	SF500	SH500	SH500	SB280	
Serie 112	01.96-12.08	1	SB500	SB500	SF500	SF500	SH500	SH500	SB500	
Serie 114	12.08-12.13	1	SB500	SB500	SF500	SF500	SH500	SH500		
Serie 115	01.98-12.13	1	SB500	SB500	SF500	SF500	SH500	SH500		
Serie 2100	09.75-12.13	1	SB330	SB330	SF350	SF350	SH330	SH350		
Serie 2100 Kombi	01.88-12.00	1	SB330	SB330	SF350	SF350	SH330	SH350		
Serie 2113	01.07-	1	SB500	SB500	SF500	SF500	SH500	SH500		
Serie 2114	10.01-	1	SB500	SB500	SF500	SF500	SH500	SH500		
Serie 2115	01.07-	1	SB500	SB500	SF500	SF500	SH500	SH500		
Serie 2120	01.97-	1	SB500	SB500	SF500	SF500	SH500	SH500		
Serie 21000	01.82-12.12	1	SB330	SB330	SF350	SF350	SH330	SH350		



CAR MODEL	YEAR	ARMS	Classic		Flat		Hybrid		Backfit	Wiper Arms
										
Serie 21000 Kombi	06.03-12.05	1	SB330	SB330	SF350	SF350	SH330	SH350		
Serie 21099	01.90-01.04	1	SB530	SB530	SF530	SF530	SH500	SH500		
Toscana	01.86-12.00	1	SB330	SB330	SF350	SF350	SH330	SH350		
Vesta	11.15	1	SB600	SB450	SF600	SF450	SH600	SH450		
XRAY	11.15	7			SF650	SF350	SH650	SH350		
4x4	06.07	1	SB330	SB330	SF350	SF350	SH330	SH350		

LANCIA

Dedra Berlina [835]	01.89-10.99	1	SB530	SB480	SF530	SF480	SH500	SH480		
Dedra StationWagon[835]	10.94-10.99	1	SB530	SB480	SF530	SF480	SH500	SH480		TRA-L2D1 84128
Delta [836]	06.93-12.99	1	SB530	SB480	SF530	SF480	SH500	SH480	SB450	
Delta [844]	07.08-	3			SF600	SF450	SH600	SH450	BF280	TRA-L2D2 84129
Flavia	03.12	1	SB600	SB550	SF600	SF550	SH600	SH550		
Kappa Berlina [838]	11.94-12.00	1	SB600	SB500	SF600	SF500	SH600	SH500		
Kappa Coupé [838]	04.97-06.00	1	SB600	SB500	SF600	SF500	SH600	SH500		
Kappa StationWagon[838]	11.94-12.00	1	SB600	SB500	SF600	SF500	SH600	SH500		
Lybra Berlina [839]	10.99-11.06	1	SB550	SB500	SF550	SF500	SH550	SH500		
Lybra StationWagon [839]	10.99-11.06	1	SB550	SB500	SF550	SF500	SH550	SH500		
Musa [184]	10.04-01.06	1	SB580	SB400	SF580	SF400	SH500	SH400		TRA-F2P6 84074
Musa [184]	02.06-09.07	1	SB580	SB380	SF580	SF380	SH500	SH350		TRA-F2P6 84074
Musa [184]	10.07-12.12	3			SF580	SF380	SH500	SH350		TRA-F2P6 84074
Phedra [180]	09.02-09.05	1	ST6565	ST6565					BF350	TRA-F2U2 84091
Phedra [180]	10.05-12.10	1	SB650	SB650	SF650	SF650	SH650	SH650	BF350	TRA-F2U2 84091
Thema	11.11	1	SB600	SB530	SF600	SF530	SH600	SH500		
Thesis [841]	04.02-12.09	1	SB650	SB500	SF650	SF500	SH650	SH500		
Voyager [RT]	09.11	1	SB650	SB500	SF650	SF500	SH650	SH500	SB400	
Y10	0.92-12.95	1	SB450		SF450		SH450			TRA-L2Y2 84133
Y [840]	01.96-06.03	1	SB580	SB400	SF580	SF400	SH500	SH400		TRA-L2Y3 84134
Ypsilon [843]	06.03-11.11	1	SB600	SB400	SF600	SF400	SH600	SH400		TRA-L2Y4 84135
Ypsilon [846,312]	06.2011	3			SF600	SF380	SH600	SH350		TRA-L2Y5 84136
ZETA [122]	09.94-06.02	1	SB650	SB500	SF650	SF500	SH650	SH500	SB380	

LAND ROVER

Defender	08.90-02.16	1	SB330	SB330	SF350	SF350	SH350	SH350	SB330	
Discovery I	09.89-12.99	1	SB450	SB450	SF450	SF450	SH450	SH450	SB350	
Discovery II	10.98-08.04	1	SB530	SB530	SF530	SF530	SH500	SH500		
Discovery III	09.04-08.09	1	SB450	SB450	SF450	SF450	SH450	SH450	SB400	
Discovery IV	09.09	1	SB550	SB530	SF550	SF530	SH550	SH500	SB400	
Discovery V	04.17	10	SB600	SB500	SF600	SF500	SH600	SH500	BF330	
Discovery Sport [B5]	09.14	1	SB650	SB500	SF650	SF500	SH650	SH500	BF300	
Freelander I [LN]	1997-09.16	1	SB530	SB530	SF530	SF530	SH500	SH500		TRA-L3F1 84324
Freelander II [LF]	10.06-11.14	6			SF600	SF500	SH600	SH500	SB350	
Freelander II [LF]	10.06-11.15	6			SF600	SF480	SH600	SH480		
RangeRover I	11.88-04.96	1	SB450	SB450	SF450	SF450	SH450	SH450		
RangeRover II	09.94-08.02	1	SB550	SB550	SF550	SF550	SH550	SH550		
RangeRover III [LM]	03.02-01.13	1	SB650	SB650	SF650	SF650	SH650	SH650	SB450	



CAR MODEL	YEAR	ARMS	Classic		Flat		Hybrid		Backfit	Wiper Arms
										
RangeRover IV [LG]	02.13	1	SB600	SB500	SF600	SF500	SH600	SH500	SB430	
RangeRover IV [LG]	09.16	10	SB600	SB500	SF600	SF500	SH600	SH500	SB430	
RangeRover Evoque	02.13-	3			SF580	SF530	SH500	SH500	SB280	
RangeRover Evoque Cabrio	03.16	3			SF580	SF530	SH500	SH500		
RangeRover Sport I [LS]	03.05-08.13	1	SB600	SB500	SF600	SF500	SH600	SH500	SB400	
RangeRover Sport II [LW]	09.13	1	SB600	SB500	SF600	SF500	SH600	SH500	SB380	
RangeRover Sport II [LW,L494]	09.16	10	SB600	SB500	SF600	SF500	SH600	SH500	SB380	

LEXUS

CT200h	12.10	1	SB650	SB450	SF650	SF450	SH650	SH450	BF250	
E S[V]	03.06-09.12	1	SB600	SB480	SF600	SF480	SH600	SH480		
ES [V6]	09.12-	1	SB650	SB450	SF650	SF450	SH650	SH450		
GS [S1]	03.93-08.97	1	SB530	SB480	SF530	SF480	SH500	SH480		
GS [S1]	08.97-01.12	1	SB530	SB480	SF530	SF480	SH500	SH480		
GS [L1]	01.12-	1	SB650	SB450	SF650	SF450	SH650	SH450		
GX470 [J1]	11.02-08.09	1	SB550	SB500	SF550	SF500	SH550	SH500	BF400	
GX460 [J1]	11.09	1	SB650	SB500	SF650	SF500	SH650	SH500	BF300	
IS [E1]	01.99-07.05	1	SB550	SB480	SF550	SF480	SH550	SH480		
IS [E2]	08.05-04.13	1	SB550	SB500	SF550	SF500	SH550	SH500		
IS [E3]	04.13	1	SB600	SB450	SF600	SF450	SH600	SH450		
ISF [E2]	12.07-05.14	1	SB550	SB500	SF550	SF500	SH550	SH500		
IS Wagon [E1]	07.01-07.05	1	SB550	SB480	SF550	SF480	SH550	SH480	BF350	
LS [F3]	08.00-08.06	1	SB600	SB400	SF600	SF400	SH600	SH400		
LX [J1]	08.00-08.06	1	SB500	SB500	SF500	SF500	SH500	SH500	SB380	
LX [J2]	11.07-01.12	1	SB600	SB550	SF600	SF550	SH600	SH550	BF300	
LX [J2]	02.12	1	SB600	SB550	SF600	SF550	SH600	SH550	SB280	
NX [Z1]	11.14	10			SF650	SF400	SH650	SH400	BF300	
RC [C1]	09.14	1	SB600	SB450	SF600	SF450	SH600	SH450		
RX [U1]	01.98-02.03	1	SB600	SB530	SF600	SF530	SH600	SH500	SB380	
RX [U3]	02.03-12.08	1	SB650	SB550	SF650	SF550	SH650	SH550	BF350	
RX [L1]	12.08	1	SB650	SB550	SF650	SF550	SH650	SH550		
RX [L2]	09.15	3			SF650	SF500	SH650	SH500		
SCCabrio [Z4]	05.01-08.10	1	SB600	SB500	SF600	SF500	SH600	SH500		







MASERATI

Biturbo	03.89-12.01	1	SB500	SB500	SF500	SF500	SH500	SH500		
Karif	04.88-12.01	1	SB500	SB500	SF500	SF500	SH500	SH500		
Ghibli	01.13-	1	SB500	SB500	SF500	SF500	SH500	SH500		
Levante	05.16	6			SF650	SF450	SH650	SH450		
4200	1.87-12.01	1	SB500	SB500	SF500	SF500	SH500	SH500		
430	1.87-12.01	1	SB500	SB500	SF500	SF500	SH500	SH500		

MAZDA

2 [DY]	02.03-06.07	1	SB600	SB400	SF600	SF400	SH600	SH400	BF350	
2 [DE]	06.07-12.14	1	SB600	SB330	SF600	SF350	SH600	SH350	BF350	TRA-M522 84138
2 [DJ]	10.14-	1	SB550	SB430	SF550	SF430	SH550	SH430	BF350	
3 [BK]	07.03-12.08	2			SF530	SF480	SH500	SH480		TRA-M531 84139



CAR MODEL	YEAR	ARMS	Classic		Flat		Hybrid		Backfit	Wiper Arms
										
3 [BK]	07.03-12.10	1	SB530	SB450	SF530	SF450	SH500	SH450		TRA-M531 84139
3 [BL]	12.08-12.13	1	SB600	SB480	SF600	SF480	SH600	SH480		TRA-M532 84140
3 [BM]	08.13	1	SB600	SB450	SF600	SF450	SH600	SH450		
3 Hatchback [BK]	07.03-12.08	2			SF530	SF480	SH500	SH480	BF350	
3 Hatchback [BK]	07.03-12.10	1	SB530	SB450	SF530	SF450	SH500	SH450		
3 Hatchback [BL]	12.08-12.13	1	SB600	SB450	SF600	SF450	SH600	SH450	BF350	
3 Hatchback [BM]	07.13	1	SB600	SB450	SF600	SF450	SH600	SH450	BF300	
5 [CR]	02.05-12.10	1	SB650	SB400	SF650	SF400	SH650	SH400	BF300	
5 [CW]	06.10	1	SB650	SB400	SF650	SF400	SH650	SH400	BF300	
6 Fastback [GG/GY]	04.02-08.08	1	SB550	SB450	SF550	SF450	SH550	SH450	SB500	TRA-M561 84141
6 Fastback [GH]	08.07-12.12	1	SB600	SB400	SF600	SF400	SH600	SH400	SB500	
6 Sedan [GG/GY]	02.02-08.07	1	SB550	SB450	SF550	SF450	SH550	SH450		
6 Sedan [GH]	08.07-12.12	1	SB600	SB400	SF600	SF400	SH600	SH400		
6 Sedan [GJ]	09.12-	1	SB600	SB450	SF600	SF450	SH600	SH450		
6 Wagon [GY]	06.02-12.07	1	SB550	SB450	SF550	SF450	SH550	SH450		
6 Wagon [GH]	12.07-12.12	1	SB600	SB400	SF600	SF400	SH600	SH400	BF350	
6 Wagon [GJ]	10.12	1	SB600	SB450	SF600	SF450	SH600	SH450	BF300	
121 [DB]	11.90-12.95	1	SB500	SB400	SF500	SF400	SH500	SH400		
121 [JA/JB]	01.96-01.02	1	SB480	SB480	SF480	SF480	SH480	SH480	SB500	
121 [Soho]	01.97-12.98	1	SB480	SB480	SF480	SF480	SH480	SH480		
323 [BJ]	05.98-09.03	1	SB530	SB450	SF530	SF450	SH500	SH450		
323 Hatchback [BA]	05.94-07.98	1	SB530	SB450	SF530	SF450	SH500	SH450	SB450	
323 Hatchback [BG]	03.91-05.96	1	SB530	SB450	SF530	SF450	SH500	SH450	SB380	
323 Hatchback [BJ]	06.98-09.03	1	SB530	SB450	SF530	SF450	SH500	SH450	SB350	
323 Sedan [BA]	06.94-06.98	1	SB530	SB450	SF530	SF450	SH500	SH450		
323 Sedan [BG]	06.89-02.97	1	SB530	SB450	SF530	SF450	SH500	SH450		
323 Wagon [BW]	09.89-10.95	1	SB450	SB450	SF450	SF450	SH450	SH450	SB350	
626 [GE]	09.89-10.95	1	SB530	SB500	SF530	SF500	SH500	SH500		
626 [GF]	04.97-07.02	1	SB530	SB450	SF530	SF450	SH500	SH450		
626 Fastback [GF]	08.99-04.02	1	SB530	SB450	SF530	SF450	SH500	SH450	SB500	
626 Hatchback [GE]	09.91-06.97	1	SB530	SB500	SF530	SF500	SH500	SH500	SB550	
626 Hatchback [GF]	04.97-07.02	1	SB530	SB450	SF530	SF450	SH500	SH450	SB500	
626 Wagon [GV]	03.92-10.97	1	SB480	SB480	SF480	SF480	SH480	SH480	SB380	
626 Wagon [GW]	10.97-04.02	1	SB530	SB450	SF530	SF450	SH500	SH450		
BT-50	03.06	1	SB450	SB450	SF450	SF450	SH450	SH450		
CX-3 [DK]	02.15	1	SB550	SB450	SF550	SF450	SH550	SH450	BF250	
CX-5 [KE]	11.11	1	SB600	SB450	SF600	SF450	SH600	SH450	BF350	
CX-5 [KF]	02.17	10	SB600	SB450	SF600	SF450	SH600	SH450	BF350	
CX-7 [ER]	09.06	1	SB650	SB400	SF650	SF400	SH650	SH400	BF350	TRA-M5C5 84325
CX-9 [TB]	09.06	1	SB650	SB400	SF650	SF400	SH650	SH400	BF350	
Demio [DW]	07.96-02.03	1	SB500	SB400	SF500	SF400	SH500	SH400	SB430	
MPV [LV]	07.94-04.99	1	SB550	SB500	SF550	SF500	SH550	SH500	SB430	
MPV [LW]	05.99-08.04	1	SB600	SB600	SF600	SF600	SH600	SH600		
MX-3 [EC]	11.93-02.98	1	SB530	SB450	SF530	SF450	SH500	SH450	SB500	









CAR MODEL	YEAR	ARMS	Classic		Flat		Hybrid		Backfit	Wiper Arms
										
MX-5 [NA]	08.89-11.97	1	SB450	SB450	SF450	SF450	SH450	SH450		
MX-5 [NB]	01.98-07.05	1	SB450	SB450	SF450	SF450	SH450	SH450		
MX-5 [NC]	07.05-03.15	1	SB450	SB450	SF450	SF450	SH450	SH450		
MX-5 [ND]	05.15	1	SB450	SB480	SF450	SF480	SH450	SH480		
MX-6 [GE]	07.91-07.98	1	SB500	SB500	SF500	SF500	SH500	SH500		
Premacy [CP]	03.99-05.05	1	SB600	SB400	SF600	SF400	SH600	SH400	SB350	
RX-7 Coupé [FD]	01.92-02.96	1	SB500	SB500	SF500	SF500	SH500	SH500	SB450	
RX-8 [FE/SE]	04.03-04.12	1	SB500	SB450	SF500	SF450	SH500	SH450		
Serie B [UF/UN]	03.96-03.06	1	SB450	SB450	SF450	SF450	SH450	SH450		
Serie E	02.84-12.06	1	SB400	SB400	SF400	SF400	SH400	SH400	SB380	
Tribute [EP]	02.01-09.09	1	SB480	SB480	SF480	SF480	SH480	SH480	SB280	
Xedos-6 [CA]	01.92-02.99	1	SB530	SB480	SF530	SF480	SH500	SH480		
Xedos-9 [TA]	07.93-11.02	1	SB530	SB500	SF530	SF500	SH500	SH500		







MERCEDES-BENZ

Citan	07.12	1	SB550	SB530	SF550	SF530	SH550	SH500	BF350	
Serie A [168]	10.97-08.04	1	SB650	SB580	SF650	SF580	SH650	SH550	SB350	
Serie A [169]	09.04-06.12	6			SF650	SF580	SH650	SH550	BF300	TRA-M8A1 84142
Serie A [176]	06.12-06.15	6			SF600	SF480	SH600	SH480		
Serie A [176]	07.15	9			SF600	SF480				
Serie B [245]	04.05-05.11	6			SF650	SF580	SH650	SH550	BF280	TRA-M8B1 84143
Serie B [246]	09.11-06.15	6			SF650	SF480	SH650	SH480	BF250	TRA-M8B2 84144
Serie B [246]	07.15-	9			SF650	SF480			BF250	TRA-M8B2 84144
Serie C [202]	03.93-08.00	1	SB600		SF600		SH600			
Serie C [203]	05.00-06.03	1	SB600		SF600		SH600			
Serie C [203]	07.03-08.07	4			SF550	SF550	SH550	SH550		
Serie C [204]	01.07-11.08	2			SF600	SF600	SH600	SH600		TRA-M8C1 84145
Serie C [204]	12.08-04.13	2			SF600	SF600	SH600	SH600		TRA-M8C1 84145
Serie C [204]	03.13-12.14	3			SF600	SF600	SH600	SH600		TRA-M8C1 84145
Serie C [205]	11.13-10.14	6			SF550	SF550	SH550	SH550		
Serie C [205]	08.14	9			SF550	SF550				
SerieC Cabrio	04.16	9			SF550	SF550	SH550	SH550		
Serie C Coupé [204]	03.11-04.13	2			SF600	SF600	SH600	SH600		
Serie C Coupé [205]	10.15-	9			SF550	SF550				
Serie C (Sportcoupe) [203]	01.01-06.03	1	SB600		SF600		SH600			
Serie C (Sportcoupe) [203]	07.03-02.08	4			SF550	SF550	SH550	SH550		
Serie C (T-Modell) [202]	05.96-02.01	1	SB600		SF600		SH600		SB400	
Serie C (T-Modell) [203]	01.01-06.03	1	SB600		SF600		SH600		SB380	
Serie C (T-Modell) [203]	07.03-08.07	4			SF550	SF550	SH550	SH550	SB380	
Serie C (T-Modell) [204]	09.07-11.08	2			SF600	SF600	SH600	SH600	BF280	
Serie C (T-Modell) [204]	12.08-04.13	2			SF600	SF600	SH600	SH600		
Serie C (T-Modell) [204]	03.13-12.14	3			SF600	SF600	SH600	SH600	BF280	
Serie C (T-Modell) [205]	05.14-07.14	6			SF550	SF550	SH550	SH550		
Serie C (T-Modell) [205]	08.14	9			SF550	SF550				
Serie CL (Coupé) [140]	06.96-08.99	1	SB700	SB600	SF700	SF630	SH700	SH600		



CAR MODEL	YEAR	ARMS	Classic		Flat		Hybrid		Backfit	Wiper Arms
										
Serie CL (Coupé) [215]	09.99-02.00	1	SB650	SB650	SF650	SF650	SH650	SH650		
Serie CL (Coupé) [215]	03.00-08.06	2			SF650	SF650	SH650	SH650		
Serie CL (Coupé) [216]	06.06-	2			SF650	SF650	SH650	SH650		
Serie CLA [117]	12.12-06.15	6			SF600	SF480	SH600	SH480		
Serie CLA [117]	07.15	9			SF600	SF480				
Serie CLA ShootingBrake [117]	01.15-06.15	6			SF600	SF480	SH600	SH480		
Serie CLA ShootingBrake [117]	07.15	9			SF600	SF480				
Serie CLC [203]	03.08-10.10	4			SF550	SF550	SH550	SH550		
Serie CLK (Cabrio) [208]	09.96-01.03	1	SB600		SF600		SH600			
Serie CLK (Cabrio) [209]	09.01-12.09	4			SF550	SF550	SH550	SH550		
Serie CLS [219]	06.04-02.11	2			SF650	SF650	SH650	SH650		
Serie CLS Coupé [218]	07.10-02.14	2			SF600	SF600	SH600	SH600		
Serie CLS Coupé [218]	03.14	3			SF600	SF600	SH600	SH600		
Serie CLS ShootingBrake [218]	06.12-02.14	2			SF600	SF600	SH600	SH600	RF330	
Serie CLS ShootingBrake [218]	03.14	3			SF600	SF600	SH600	SH600	RF330	
Serie E [124]	07.93-07.95	1	SB600		SF600		SH600			
Serie E [210]	06.95-08.03	1	SB600		SF600		SH600			
Serie E [211]	03.02-08.09	2			SF650	SF650	SH650	SH650		
Serie E [212]	08.08-02.14	2			SF600	SF600	SH600	SH600		TRA-M8E1 84146
Serie E [212]	03.14	3			SF600	SF600	SH600	SH600		TRA-M8E1 84146
Serie E [213]	01.16	9			SF660	SF550				
Serie E (Cabrio) [124]	05.93-06.98	1	SB600		SF600		SH600			
Serie E (Cabrio) [207]	01.10-04.13	2			SF600	SF600	SH600	SH600		
Serie E (Cabrio) [213]	01.13	3			SF600	SF600	SH600	SH600		
SerieE(Cabrio)	06.17	9			SF600	SF550	SH600	SH550		
Serie E (Coupé) [124]	07.93-06.98	1	SB600		SF600		SH600			
Serie E (Coupé) [207]	02.09-04.13	2			SF600	SF600	SH600	SH600		
Serie E (Coupé) [213]	01.13	3			SF600	SF600	SH600	SH600		
Serie E (T-Modell) [124]	07.93-05.96	1	SB600		SF600		SH600		SB450	
Serie E (T-Modell) [210]	05.96-02.03	1	SB600		SF600		SH600		SB400	
Serie E (T-Modell) [211]	02.03-08.09	2			SF650	SF650	SH650	SH650	SB430	
Serie E (T-Modell) [212]	08.09-02.14	2			SF600	SF600	SH600	SH600		
Serie E (T-Modell) [212]	03.14	3			SF600	SF600	SH600	SH600	BF300	
SerieE(T-Modell)[213]	02.14-08.16	3			SF600	SF600	SH600	SH600		
SerieE(T-Modell)[213]	06.16	9			SF600	SF550	SH600	SH550		
Serie G [463]	09.89	1	SB400	SB400	SF400	SF400	SH400	SH400	SB380	
Serie GL [164]	02.06-12.12	6			SF700	SF530	SH700	SH500	BF300	
Serie GL [166]	08.12-09.15	3			SF650	SF580	SH650	SH550	BF300	
Serie GLA [156]	10.13-06.15	6			SF600	SF480	SH600	SH480		TRA-M8G3 84147
Serie GLA [156]	07.15	9			SF600	SF480				TRA-M8G3 84147
Serie GLC [253]	07.15	9			SF600	SF480				
Serie GLE [166]	04.15	3			SF650	SF580	SH650	SH550	BF280	
Serie GLE (Coupé) [292]	04.15	3			SF650	SF580	SH650	SH550		
Serie GLK [204]	06.08-01.14	2			SF550	SF480	SH550	SH480	BF300	TRA-M8G6 84148






CAR MODEL	YEAR	ARMS	Classic		Flat		Hybrid		Backfit	Wiper Arms
										
Serie GLK [204]	02.14	3			SF550	SF480	SH550	SH480	BF300	TRA-M8G6 84148
Serie GLS [166]	09.15	3			SF650	SF580	SH650	SH550	BF300	
Serie MB	01.87-01.96	1	SB450	SB450	SF450	SF450	SH450	SH450		
Serie ML [164]	03.98-06.05	1	SB550	SB550	SF550	SF550	SH550	SH550	SB430	
Serie ML [163]	03.98-06.05	6			SF700	SF530	SH700	SH500	BF300	
Serie ML [166]	06.11-08.11	6			SF700	SF530	SH700	SH500	BF300	TRA-M8M1 84149
Serie ML [166]	09.11-04.15	3			SF650	SF580	SH650	SH550	BF300	
Serie R [251]	09.05-10.12	6			SF700	SF530	SH700	SH500	BF300	TRA-M8R1 84326
Serie S [140]	02.91-09.98	1	SB650	SB650	SF650	SF650	SH650	SH650		
Serie S [220]	10.98-02.00	1	SB700	SB600	SF700	SF600	SH700	SH600		
Serie S [220]	03.00-08.06	2			SF650	SF650	SH650	SH650		
Serie S [221]	09.05-12.13	2			SF650	SF650	SH650	SH650		
Serie S [222]	05.13-	6			SF650	SF550	SH650	SH550		
Serie S (Coupé) [140]	09.92-09.97	1	SB650	SB650	SF650	SF650	SH650	SH650		
Serie SL [129]	03.89-08.01	1	SB580		SF580		SH550			
Serie SL [230]	10.01-11.12	2			SF650	SF650	SH650	SH650		
Serie SLC [172]	02.15-	6			SF550	SF550	SH550	SH550		
Serie SLK [170]	09.96-03.04	1	SB550	SB550	SF550	SF550	SH550	SH550		
Serie SLK [171]	04.04-02.11	6			SF550	SF550	SH550	SH550		
Serie SLK [172]	01.11-12.15	6			SF550	SF550	SH550	SH550		
Serie SLR [199]	04.04-12.09	2			SF650	SF650	SH650	SH650		
Serie V [638TON]	04.96-09.03	1	SB650	SB550	SF650	SF550	SH650	SH550	SB450	
Serie V [447]	04.14-	9			SF700	SF450			RF400	
Serie 190 [201]	09.86-09.93	1	SB500		SF500		SH500			
Sprinter [T1N]	02.95-05.06	1	SB600	SB530	SF600	SF530	SH600	SH500		
Sprinter [NCV3]	04.06-	6			SF650	SF600	SH650	SH600		
Sprinter Classic [909]	11.13	1	SB600	SB530	SF600	SF530	SH600	SH500		
Vaneo [414]	02.02-01.04	1	SB650	SB580	SF650	SF580	SH650	SH550	SB380	
Vaneo [414]	02.04-08.05	6			SF650	SF580	SH650	SH550	SB380	
Viano [639TON]	09.03-08.05	1	SB700	SB650	SF700	SF650	SH700	SH650	SB380	TRA-M8V2 84150
Viano [639TON]	09.05-08.10	6			SF700	SF650	SH700	SH650	SB380	TRA-M8V2 84150
Viano [639TON]	09.10-12.14	6			SF700	SF650	SH700	SH650	RF380	TRA-M8V2 84150
Vito [638TON]	11.95-09.03	1	SB650	SB550	SF650	SF550	SH650	SH550	SB450	
Vito [639TON]	10.03-08.05	1	SB700	SB650	SF700	SF650	SH700	SH650	SB380	
Vito [639TON]	09.05-08.10	6			SF700	SF650	SH700	SH650	SB380	
Vito [639TON]	09.10-12.14	6			SF700	SF650	SH700	SH650	RF380	
Vito [447]	09.14	9			SF700	SF450			RF400	
2t [T1]	10.88-06.95	1	SB500	SB500	SF500	SF500	SH500	SH500		
3t [T1]	10.88-06.95	1	SB500	SB500	SF500	SF500	SH500	SH500		
4t [T1]	11.88-06.95	1	SB500	SB500	SF500	SF500	SH500	SH500		

MG

MG6	11.10	6			SF600	SF450	SH600	SH450		
MGF	10.95-03.02	1	SB500	SB500	SF500	SF500	SH500	SH500		
MGTF	03.02	1	SB500	SB500	SF500	SF500	SH500	SH500		



CAR MODEL	YEAR	ARMS	Classic		Flat		Hybrid		Backfit	Wiper Arms
										
ZR10	10.01-05.05	1	SB450	SB450	SF450	SF450	SH450	SH450	SB450	
ZS	10.01-05.05	1	SB500	SB450	SF500	SF450	SH500	SH450	SB450	
ZS	03.05-05.05	1	SB450	SB450	SF450	SF450	SH450	SH450		
ZT-Tourer	10.01-05.05	1	SB550	SB550	SF550	SF550	SH550	SH550	BF350	







MINI

Mini [R50,R53]	06.01-07.04	1	SB480	SB480	SF480	SF480	SH480	SH480		TRA-M12C4 84154
Mini [R50,R53]	08.04-11.06	1	SB480	SB480	SF480	SF480	SH480	SH480	BF280	TRA-M12C3 84152
Mini [R56,]	11.06-03.12	1	SB480	SB480	SF480	SF480	SH480	SH480	BF250	TRA-M12C8 84155
Mini [R56,]	04.12-11.13	7			SF450	SF480	SH450	SH480	BF250	TRA-M12C8 84155
Mini [F55,F56]	09.13-	1	SB450	SB480	SF450	SF480	SH450	SH480	BF250	
Mini Cabrio [R52,R57]	07.04-03.12	1	SB480	SB480	SF480	SF480	SH480	SH480		
Mini Cabrio [R57]	04.12-	7			SF450	SF480	SH450	SH480		
MiniCabrio	03.16	1	SB450	SB480	SF450	SF480	SH450	SH480		
Mini Clubman [R55]	11.07-03.12	1	SB480	SB480	SF480	SF480	SH480	SH480		TRA-M12C1L 84151 TRA-M12C1R 84278
Mini Clubman [R55]	04.12-08.14	7			SF450	SF480	SH450	SH480	BF250	TRA-M12C1L 84151 TRA-M12C1R 84278
MiniClubman	09.15	3	SB550	SB500	SF550	SF500	SH550	SH500		
Mini Clubvan [R55]	02.13-06.14	7			SF450	SF480	SH450	SH480		
Mini Countryman [R60]	09.10	6			SF480	SF500	SH480	SH500	BF250	TRA-M12C8 84155
Mini Countryman [F60]	09.16	12			SF580	SF530			BF250	
Mini Coupé [R58]	09.11	6			SF500	SF500	SH500	SH500		
Mini Coupé Roadster [R59]	02.12	6			SF500	SF500	SH500	SH500		
Mini Paceman [R61]	03.13	6			SF480	SF500	SH480	SH500	RF280	

MITSUBISHI

ASX [GA]	04.10	1	SB600	SB530	SF600	SF530	SH600	SH500	BF250	
Canter [FE]	10.96-10.00	1	SB500	SB500	SF500	SF500	SH500	SH500		
Carisma [DA]	05.96-12.03	1	SB530	SB500	SF530	SF500	SH500	SH500		
Carisma Hatchback [DA]	05.95-12.03	1	SB530	SB500	SF530	SF500	SH500	SH500	SB500	
Colt [CA/CC;C5]	04.88-12.96	1	SB500	SB450	SF500	SF450	SH500	SH450	SB380	
Colt [CJ]	11.95-06.03	1	SB530	SB480	SF530	SF480	SH500	SH480	SB350	
Colt [CZ]	04.04-09.08	1	SB650		SF650		SH650		BF350	TRA-M13C1 84328
Colt [CZ]	10.08-04.13	1	SB600	SB330	SF600	SF350	SH600	SH350	BF300	
Colt Cabrio [CZ]	03.06-07.08	1	SB650		SF650		SH650			
Eclipse Cross	10.17-	1	SB600	SB500	SF600	SF500	SH600	SH500	BF250	
Galant [E5...8]	03.06-07.08	1	SB530	SB480	SF530	SF480	SH500	SH480		
Galant [EA]	10.96-05.03	1	SB530	SB450	SF530	SF450	SH500	SH450		
Galant [EA]	09.04-08.12	1	SB650	SB480	SF650	SF480	SH650	SH480		
Galant Fortis Sportback	09.04-08.12	1	SB600	SB400	SF600	SF400	SH600	SH400	BF350	
Galant Hatchback [E5...8]	11.92-10.96	1	SB530	SB480	SF530	SF480	SH500	SH480	SB550	
Galant StationWagon [EA]	10.96-09.02	1	SB530	SB450	SF530	SF450	SH500	SH450	SB380	
Galopper	10.96-09.02	1	SB450	SB450	SF450	SF450	SH450	SH450		
Grandis	01.04-01.08	1	SB700	SB550	SF700	SF550	SH700	SH550	BF300	TRA-M13G1 84329
Grandis	02.08-11.10	1	SB700	SB550	SF700	SF550	SH700	SH550	BF300	
i-Miev	10.96-09.02	1	SB700	SB550	SF700	SF550	SH700	SH550	BF300	TRA-M13G1 84329
L200 [K6/K7]	10.96-09.02	1	SB480	SB480	SF480	SF480	SH480	SH480		









CAR MODEL	YEAR	ARMS	Classic		Flat		Hybrid		Backfit	Wiper Arms
										
L200 [KB]	12.05-10.09	1	SB530	SB480	SF530	SF480	SH500	SH480		
L200 [KA,KB]	11.09-	1	SB550	SB450	SF550	SF450	SH550	SH450		
L200 [KL,KK]	02.15-	1	SB550	SB450	SF550	SF450	SH550	SH450		
L200 Forte [K7]	01.96	1	SB480	SB480	SF480	SF480	SH480	SH480		
L300 [P]	12.87-12.01	1	SB450	SB450	SF450	SF450	SH450	SH450		
L300 Exceed	02.00-	1	SB400	SB400	SF400	SF400	SH400	SH400		
Lancer [C6/C7]	04.88-07.95	1	SB500	SB450	SF500	SF450	SH500	SH450		
Lancer [CA/CB/CD]	12.91-12.96	1	SB500	SB450	SF500	SF450	SH500	SH450		
Lancer [CK/CP/CN]	11.95-05.01	1	SB530	SB480	SF530	SF480	SH500	SH480		
Lancer [CS/CT]	12.00-04.10	1	SB600	SB450	SF600	SF450	SH600	SH450		
Lancer [CY/CZ]	03.07-	1	SB600	SB400	SF600	SF400	SH600	SH400		
Lancer Hatchback [C6/C7]	03.07	1	SB500	SB450	SF500	SF450	SH500	SH450	SB450	
Lancer Sedan [CA/CB/CD]	03.07	1	SB500	SB450	SF500	SF450	SH500	SH450		
Lancer Sedan [CK/CP/CN]	05.96-05.01	1	SB530	SB480	SF530	SF480	SH500	SH480		
Lancer Sportback [CX]	05.96-05.01	1	SB600	SB400	SF600	SF400	SH600	SH400	BF350	
Lancer StationWagon [CA/CB/CD]	06.92-09.00	1	SB500	SB450	SF500	SF450	SH500	SH450	SB380	
Mirage [A0]	08.12	1	SB550	SB330	SF550	SF350	SH550	SH350	BF300	
Montero [V]	12.90-06.00	1	SB480	SB480	SF480	SF480	SH480	SH480		
Montero [V60,V70]	02.00-08.06	1	SB500	SB500	SF500	SF500	SH500	SH500	SB380	
Montero [V80,V90]	09.06-07.09	1	SB550	SB500	SF550	SF500	SH550	SH500	BF350	
Montero [V80,V90]	08.09	1	SB550	SB500	SF550	SF500	SH550	SH500		
Outlander [CU]	02.03-09.07	1	SB550	SB480	SF550	SF480	SH550	SH480	BF350	
Outlander [CW]	02.07-12.12	1	SB600	SB530	SF600	SF530	SH600	SH500	BF300	TRA-M1301 84331
Outlander [GF]	04.12	1	SB650	SB450	SF650	SF450	SH650	SH450	BF300	TRA-M1303 84156
Pajero [V]	12.90-06.00	1	SB480	SB480	SF480	SF480	SH480	SH480		
Pajero [V60,V70]	02.00-08.06	1	SB500	SB500	SF500	SF500	SH500	SH500	SB380	
Pajero [V80,V90]	09.06-07.09	1	SB550	SB500	SF550	SF500	SH550	SH500	BF350	
Pajero [V80,V90]	08.09-	1	SB550	SB500	SF550	SF500	SH550	SH500		TRA-M13P2 84157
Pajero Cabrio [V]	12.90-05.01	1	SB480	SB480	SF480	SF480	SH480	SH480		
Pajero Pinin [H]	10.99-02.06	1	SB480	SB480	SF480	SF480	SH480	SH480	SB380	
Pajero Sport [K]	07.96-02.09	1	SB500	SB500	SF500	SF500	SH500	SH500		
Pajero Sport [K]	07.08	1	SB550	SB450	SF550	SF450	SH550	SH450	BF300	
Sigma	12.90-03.96	1	SB530	SB480	SF530	SF480	SH500	SH480		
Space Runner	06.91-08.02	1	SB530	SB450	SF530	SF450	SH500	SH450		
Space Star [DG]	06.98-12.04	1	SB530	SB450	SF530	SF450	SH500	SH450	SB350	
Space Star [A0]	11.12	1	SB550	SB330	SF550	SF350	SH550	SH350	BF300	TRA-M13S1 84332
Space Wagon [N3]	06.92-11.00	1	SB550	SB500	SF550	SF500	SH550	SH500		
Space Wagon [N9]	07.98-01.04	1	SB650	SB400	SF650	SF400	SH650	SH400		
3000GT	06.92-12.00	1	SB530	SB530	SF530	SF530	SH500	SH500	SB450	







NISSAN

Almera (Classic) [B10]	01.06-11.12	1	SB550	SB400	SF550	SF400	SH550	SH400		
Almera [G15RA]	11.12	1	SB550	SB430	SF550	SF430	SH550	SH430	BF350	
Almera Hatchback [N15]	07.95-04.00	1	SB530	SB480	SF530	SF480	SH500	SH480		
Almera Hatchback [N16E]	01.00-09.02	1	SB550	SB400	SF550	SF400	SH550	SH400		



CAR MODEL	YEAR	ARMS	Classic		Flat		Hybrid		Backfit	Wiper Arms
										
Almera Hatchback [N16E]	10.02-11.06	1	SB550	SB400	SF550	SF400	SH550	SH400	BF350	
Almera Sedan [N15]	07.95-04.00	1	SB530	SB480	SF530	SF480	SH500	SH480		
Almera Sedan [N16;N16E]	04.00-11.06	1	SB550	SB400	SF550	SF400	SH550	SH400		
Almera Tino [V10M]	05.00-12.05	1	SB650	SB450	SF650	SF450	SH650	SH450	SB500	
Altima [L32]	11.06	1	SB650	SB400	SF650	SF400	SH650	SH400		
Cabstar [TLO]	10.98-08.06	1	SB450	SB450	SF450	SF450	SH450	SH450		
Cabstar [F24]	09.06-	1	SB500	SB500	SF500	SF500	SH500	SH500		
Cube [Z12]	08.09-03.11	1	SB500	SB500	SF500	SF500	SH500	SH500	BF300	
Evalia [M20M]	01.11	1	SB550	SB400	SF550	SF400	SH550	SH400	BF350	
Interstar [X70]	07.02-06.10	1	ST6060	ST6060						
Juke [F15]	07.10	1	SB580	SB330	SF580	SF350	SH550	SH350	BF300	TRA-N1J1 84158
Kubistar [X76]	07.03-03.09	1	SB500	SB500	SF500	SF500	SH500	SH500	BF400	
Leaf	10.10	1	SB650	SB400	SF650	SF400	SH650	SH400	BF250	TRA-N1L1 84333
Maxima [A34]	02.03-05.08	1	SB650	SB400	SF650	SF400	SH650	SH400		
Maxima QX [A32]	10.94-01.00	1	SB530	SB530	SF530	SF530	SH500	SH500		
Maxima QX [CA33]	01.00-01.06	1	SB650	SB450	SF650	SF450	SH650	SH450		
Micra [K11E]	08.92-06.00	1	SB500	SB450	SF500	SF450	SH500	SH450	SB450	
Micra [K11E]	07.00-10.02	1	SB500	SB450	SF500	SF450	SH500	SH450	BF400	
Micra [K12E]	11.02-05.05	1	SB530	SB450	SF530	SF450	SH500	SH450	BF300	TRA-N1M2 84159
Micra [K12E]	06.05-10.10	1	SB530	SB450	SF530	SF450	SH500	SH450	BF400	TRA-N1M3 84160
Micra [K13K]	07.10	1	SB530	SB330	SF530	SF350	SH500	SH350	BF300	
Micra	01.17	1	SB650	SB350	SF650	SF350	SH650	SH350	BF250	
Micra CC [K12E]	09.05-10.10	1	SB530	SB450	SF530	SF450	SH500	SH450		
Murano [Z50]	09.02-12.08	1	SB650	SB450	SF650	SF450	SH650	SH450	BF350	
Murano [Z51]	06.08	1	SB650	SB400	SF650	SF400	SH650	SH400		TRA-N1M4 84334
Murano [Z51]	09.12	1	SB650	SB400	SF650	SF400	SH650	SH400	BF300	
Murano	06.16	1	SB650	SB450	SF650	SF450	SH650	SH450	BF300	
Navara [D22]	06.00-	1	SB480	SB480	SF480	SF480	SH480	SH480		
Navara [D23M]	11.15	1	SB600	SB400	SF600	SF400	SH600	SH400		
Navara [D40;D40M]	05.05	1	SB600	SB480	SF600	SF480	SH600	SH480		
Note [E11;E11E]	01.05-08.14	1	SB600	SB330	SF600	SF350	SH600	SH350	BF300	TRA-N1N1 84161
Note [E12]	08.13	1	SB600	SB350	SF600	SF350	SH600	SH350	BF300	TRA-N1N2 84162
NP300 [D22]	09.08	1	SB480	SB480	SF480	SF480	SH480	SH480		
NV200 [M20;M20M]	08.09	1	SB550	SB400	SF550	SF400	SH550	SH400	BF350	
NV300	09.16-	3			SF650	SF480	SH650	SH480	BF400	
NV400 [X62]	09.11	1	SB650	SB650	SF650	SF650	SH650	SH650		
Pathfinder [R50]	10.97-10.04	1	SB550	SB500	SF550	SF500	SH550	SH500		
Pathfinder [R51]	01.05	1	SB600	SB480	SF600	SF480	SH600	SH480	BF300	
Pathfinder [R52R]	09.14	1	SB650	SB400	SF650	SF400	SH650	SH400	BF300	
Patrol [260]	04.89-12.05	1	SB480	SB480	SF480	SF480	SH480	SH480		
Patrol GR [Y60]	09.88-09.97	1	SB480	SB480	SF480	SF480	SH480	SH480		
Patrol GR [Y61]	10.97-03.10	1	SB500	SB500	SF500	SF500	SH500	SH500	SB350	
Patrol [Y62]	03.10	1	SB600	SB450	SF600	SF450	SH600	SH450	BF300	
Pickup [D21]	08.87-02.98	1	SB480	SB480	SF480	SF480	SH480	SH480		



CAR MODEL	YEAR	ARMS	Classic		Flat		Hybrid		Backfit	Wiper Arms
										
Pickup [D22]	02.97	1	SB480	SB480	SF480	SF480	SH480	SH480		
Pixo Hatchback [UA0]	03.09	1	SB550	SB330	SF550	SF350	SH550	SH350		
Primastar [X83]	07.03	1	SB600	SB530	SF600	SF530	SH600	SH500	BF400	
Primera Hatchback [P10E]	06.90-06.96	1	SB530	SB480	SF530	SF480	SH500	SH480	SB500	
Primera Hatchback [P11E]	06.96-12.01	1	SB530	SB500	SF530	SF500	SH500	SH500	SB500	
Primera Hatchback [P12E]	05.02-09.10	1	SB650	SB450	SF650	SF450	SH650	SH450	BF400	
Primera Sedan [P10E]	06.90-06.96	1	SB530	SB480	SF530	SF480	SH500	SH480		
Primera Sedan [P11E]	06.96-12.01	1	SB530	SB500	SF530	SF500	SH500	SH500	SB500	
Primera Sedan [P12E]	12.01-09.10	1	SB650	SB450	SF650	SF450	SH650	SH450		
Primera Wagon [W10]	07.90-12.97	1	SB530	SB480	SF530	SF480	SH500	SH480	SB380	
Primera Wagon [P11E]	01.98-12.01	1	SB530	SB500	SF530	SF500	SH500	SH500	SB380	
Primera Wagon [P12E]	12.01-09.10	1	SB650	SB450	SF650	SF450	SH650	SH450	BF400	
Pulsar [N16]	12.99-07.09	1	SB550	SB400	SF550	SF400	SH550	SH400		
Pulsar [C13]	07.14	3			SF650	SF350	SH650	SH350	BF300	
Qashqai [J10]	12.06	6			SF600	SF380	SH600	SH350	BF300	
Qashqai [J11E;J11R]	12.13	1	SB650	SB400	SF650	SF400	SH650	SH400	BF300	TRA-N1Q3 84164
Qashqai+2 [JJ10]	08.08	6			SF600	SF380	SH600	SH350	BF300	TRA-N1Q1 84163
Sentra [N16]	12.99-07.09	1	SB550	SB400	SF550	SF400	SH550	SH400		
Sentra [B17R]	09.14	3			SF650	SF350	SH650	SH350		
Serena [C23M]	07.92-11.01	1	SB600	SB600	SF600	SF600	SH600	SH600	SB380	
Sunny	10.98-10.04	1	SB550	SB400	SF550	SF400	SH550	SH400	SB430	
Sunny Hatchback [N14]	10.90-05.95	1	SB530	SB480	SF530	SF480	SH500	SH480	SB350	
Sunny Liftback [N14]	10.90-05.95	1	SB530	SB480	SF530	SF480	SH500	SH480		
Sunny Sedan [N14]	10.90-05.95	1	SB530	SB480	SF530	SF480	SH500	SH480		
Sunny Wagon [Y10]	11.90-03.00	1	SB530	SB480	SF530	SF480	SH500	SH480	SB350	
Teana [J31;L41F]	02.03-	1	SB600	SB480	SF600	SF480	SH600	SH480		
Teana [J32;J32R]	02.08-	1	SB650	SB400	SF650	SF400	SH650	SH400		
Terrano I	11.88-08.95	1	SB480	SB480	SF480	SF480	SH480	SH480		
Terrano I [WD21]	09.95-12.06	1	SB530	SB500	SF530	SF500	SH500	SH500		
Terrano II [R20]	02.93-10.99	1	SB530	SB500	SF530	SF500	SH500	SH500	SB280	
Terrano II [R20]	11.99	1	SB530	SB500	SF530	SF500	SH500	SH500	SB280	
Terrano [HS]	10.13-09.14	1	SB500	SB500	SF500	SF500	SH500	SH500	BF350	
Tiida [C11]	02.07-	1	SB600	SB330	SF600	SF350	SH600	SH350		
Tiida Hatchback [C11]	03.07	1	SB600	SB330	SF600	SF350	SH600	SH350	BF350	
Tiida [C13R]	04.15	3			SF650	SF350	SH650	SH350	BF300	
Tiida Latio [SC11]	08.05-08.10	1	SB600	SB330	SF600	SF350	SH600	SH350		
Trade	03.87-12.00	1	SB500	SB500	SF500	SF500	SH500	SH500		
Urvan [E24]	11.86-06.97	1	SB480	SB480	SF480	SF480	SH480	SH480	SB380	
Vanette Cargo [C23M]	09.10-08.12	1	SB600	SB600	SF600	SF600	SH600	SH600	SB380	
Vanette Cargo [C23M]	09.10-11.01	1	ST6060	ST6060						
Versa [C11]	09.10-08.12	1	SB600	SB330	SF600	SF350	SH600	SH350	BF350	
X-Trail [T30]	10.00-08.07	1	SB600	SB400	SF600	SF400	SH600	SH400	SB430	
X-Trail [T31]	04.07	1	SB600	SB400	SF600	SF400	SH600	SH400	BF350	TRA-N1X3 84165
X-Trail [T32;T32R]	04.14	1	SB650	SB400	SF650	SF400	SH650	SH400	BF300	TRA-N1X4 84057



CAR MODEL	YEAR	ARMS	Classic		Flat		Hybrid		Backfit	Wiper Arms
										
200SX [S13;S14]	09.88-12.99	1	SB500	SB500	SF500	SF500	SH500	SH500	SB500	
300ZX [Z32]	01.90-08.96	1	SB530	SB530	SF530	SF530	SH500	SH500	SB450	
350Z [Z33]	12.03-04.09	1	SB500	SB450	SF500	SF450	SH500	SH450		
350ZCabriolet [Z33]	09.03-04.09	1	SB500	SB450	SF500	SF450	SH500	SH450		
350ZCoupé [Z33]	09.02-04.09	1	SB500	SB450	SF500	SF450	SH500	SH450		

OPEL

Adam	03.13	3			SF650	SF400	SH650	SH400	BF350	TRA-01A1 84178
Agila [A]	06.00-02.08	1	SB500	SB450	SF500	SF450	SH500	SH450	SB350	
Agila [B]	03.08	1	SB550	SB400	SF550	SF400	SH550	SH400	BF250	TRA-01A3 84335
Ampera	10.11	3			SF650	SF650	SH650	SH650		
Antara	05.06	1	SB600	SB400	SF600	SF400	SH600	SH400		TRA-01A4 84336
Arena	03.98-08.01	1	SB500	SB500	SF500	SF500	SH500	SH500		
Astra [F]	09.91-08.98	1	SB450	SB450	SF450	SF450	SH450	SH450	SB450	
Astra [G]	03.98-07.09	1	SB500	SB480	SF500	SF480	SH500	SH480	BF400	TRA-01A9 84166
Astra [H]	03.04	2			SF550	SF450	SH550	SH450	BF300	
Astra [J]	09.09	3			SF700	SF600	SH700	SH600	BF300	TRA-01A14 84171
Astra [K]	09.15-	3			SF700	SF600	SH700	SH600		TRA-01A16 84173
Astra Cabrio [F]	09.91-08.98	1	SB450	SB450	SF450	SF450	SH450	SH450		
Astra Cabrio [G]	09.97-08.05	1	SB500	SB480	SF500	SF480	SH500	SH480		TRA-01A10 84167
Astra Caravan [F]	09.91-08.98	1	SB450	SB450	SF450	SF450	SH450	SH450	SB350	TRA-01A8 84259
Astra Caravan [G]	09.91-08.98	1	SB500	SB480	SF500	SF480	SH500	SH480	BF280	
Astra Caravan [H]	08.04-	2			SF550	SF450	SH550	SH450	BF300	
Astra Classic [F]	09.97-08.02	1	SB500	SB480	SF500	SF480	SH500	SH480	SB380	
Astra Classic Caravan [F]	09.97-08.02	1	SB500	SB480	SF500	SF480	SH500	SH480	SB380	
Astra Coupé [G]	09.97-02.05	1	SB500	SB480	SF500	SF480	SH500	SH480	BF400	
Astra GTC Hatchback [H]	03.05-09.09	2			SF550	SF450	SH550	SH450	BF250	TRA-01A12 84169
Astra GTC StationWagon [H]	03.05-09.09	2			SF550	SF450	SH550	SH450		TRA-01A12 84169
Astra GTC [J]	09.11-	3			SF700	SF600	SH700	SH600	BF300	TRA-01A11 84168
Astra Sedan [J]	09.12	3			SF700	SF600	SH700	SH600		
Astra SportsTourer [J]	09.10	3			SF700	SF600	SH700	SH600	BF300	TRA-01A14 84171
Astra SportsTourer [K]	02.16-	3			SF700	SF600	SH700	SH600		TRA-01A16 84173
Astra TwinTop [H]	09.05-10.1	2			SF550	SF450	SH550	SH450		
Calibra	06.90-03.97	1	SB480	SB480	SF480	SF480	SH480	SH480	SB450	
Cascada	03.13	3			SF700	SF600	SH700	SH600		
Combo	09.94-10.01	1	SB450	SB450	SF450	SF450	SH450	SH450	SB350	
Combo [Tour]	10.01-01.12	1	SB500	SB400	SF500	SF400	SH500	SH400	SB350	
Combo [D]	02.12-	3			SF600	SF400	SH600	SH400	RF380	
Corsa [B]	03.93-09.00	1	SB450	SB450	SF450	SF450	SH450	SH450	SB380	
Corsa [C]	09.00-09.06	1	SB500	SB450	SF500	SF450	SH500	SH450	BF400	TRA-01C2 84174
Corsa [D]	07.06-	6			SF650	SF400	SH650	SH400	BF300	TRA-01C3 84175
Corsa [E]	10.14-	6			SF650	SF400	SH650	SH400	BF300	TRA-01A12 84169
Crossland X	01.17	3			SF650	SF400	SH650	SH400	BF250	
Euromidi	09.88-08.96	1	SB450	SB450	SF450	SF450	SH450	SH450		
Frontera [A;B]	09.91-09.04	1	SB480	SB480	SF480	SF480	SH480	SH480	SB350	









CAR MODEL 	YEAR 	ARMS 	Classic		Flat		Hybrid		Backfit 	Wiper Arms 
										
Grandland X	10.17	3			SF700	SF400	SH700	SH400	BF300	
GT [B]	06.07-12.09	1	SB550	SB400	SF550	SF400	SH550	SH400		
Insignia [68]	09.08	1	SB600	SB450	SF600	SF450	SH600	SH450	SB500	TRA-O112 84177
Insignia Grand Sport	03.17	1	SB600	SB500	SF600	SF500	SH600	SH500		
Insignia SportsTourer [35]	02.09	1	SB600	SB450	SF600	SF450	SH600	SH450	BF300	TRA-O111 84337
InsigniaSportsTourer	03.17	1	SB600	SB500	SF600	SF500	SH600	SH500		
Karl	05.15	1	SB650	SB350	SF650	SF350	SH650	SH350		
Meriva [A]	03.03-03.10	1	SB600	SB550	SF600	SF550	SH600	SH550	BF400	TRA-O1C2 84174
Meriva [B]	04.10-	3			SF700	SF580	SH700	SH550	BF400	TRA-O1M3 84180
Mokka	09.12	3			SF650	SF350	SH650	SH350	SB280	TRA-O1M4 84181
Monterey [A]	09.91-12.97	1	SB500	SB500	SF500	SF500	SH500	SH500	SB380	
Movano [A]	09.91-12.97	1	SB600	SB600	SF600	SF600	SH600	SH600		
Movano [B]	01.98-10.05	1	ST6060	ST6060						
Movano [B]	04.10	1	SB650	SB650	SF650	SF650	SH650	SH650		
Omega [B]	09.93-09.03	1	SB600	SB480	SF600	SF480	SH600	SH480	SB350	
Signum	05.03-09.08	1	SB600	SB480	SF600	SF480	SH600	SH480	BF380	
Sintra	09.96-09.99	1	SB600	SB600	SF600	SF600	SH600	SH600		
Tigra [A]	09.94-08.99	1	SB450	SB450	SF450	SF450	SH450	SH450	SB500	
Tigra TwinTop [B]	06.04-12.09	1	SB500	SB450	SF500	SF450	SH500	SH450		
Vectra [A]	09.88-08.95	1	SB480	SB480	SF480	SF480	SH480	SH480	SB450	
Vectra [B]	09.95-09.03	1	SB480	SB480	SF480	SF480	SH480	SH480	SB450	
Vectra [C]	09.01-10.08	1	SB600	SB480	SF600	SF480	SH600	SH480	BF400	
Vectra Caravan [B]	09.95-09.03	1	SB480	SB480	SF480	SF480	SH480	SH480		
Vectra Caravan [C]	09.03-10.08	1	SB600	SB480	SF600	SF480	SH600	SH480	BF380	TRA-O1V1 84338
Vivaro [A]	03.01	1	SB600	SB530	SF600	SF530	SH600	SH500	BF400	
Vivaro [B]	10.14	3			SF650	SF480	SH650	SH480	BF400	
Zafira [A]	03.99-07.05	1	SB600	SB550	SF600	SF550	SH600	SH550	BF400	TRA-O1Z1 84182
Zafira [B]	07.05	6			SF700	SF550	SH700	SH550	BF350	TRA-O1Z2 84183
Zafira Tourer [C]	01.12	3			SF750	SF700	SH700	SH700	BF350	TRA-O1Z3 84184







PEUGEOT

1007 [A08]	04.05-02.11	1	SB600	SB450	SF600	SF450	SH600	SH450	BF300	TRA-R2C6 84205
106 [S1]	09.91-04.96	1	SB500	SB450	SF500	SF450	SH500	SH450	SB380	
106 [S2]	07.95-09.99	1	SB500	SB450	SF500	SF450	SH500	SH450		TRA-C8S1 84047
106 [S2]	10.99-05.05	1	SB500	SB450	SF500	SF450	SH500	SH450	BF350	TRA-C8S1 84047
107 [B0]	06.05-12.14	1	SB650		SF650		SH650		BF300	TRA-C811 84032
108 [B3]	02.14	6			SF650		SH650		BF300	TRA-P113 84339
2008	03.13	3			SF650	SF400	SH650	SH400	BF280	TRA-P1201 84344
205	10.87-12.98	1	SB450	SB450	SF450	SF450	SH450	SH450	SB450	
205 Pickup	05.85-09.98	1	SB450	SB450	SF450	SF450	SH450	SH450	SB450	
206 [T1]	06.98-02.09	1	SB650	SB400	SF650	SF400	SH650	SH400	BF350	TRA-C8S1 84047
206+ [T3]	03.09-05.13	1	SB650	SB400	SF650	SF400	SH650	SH400	BF350	
206 CC [T1]	09.00-03.07	1	SB650	SB400	SF650	SF400	SH650	SH400		
206 SW [T1]	03.02-12.06	1	SB650	SB400	SF650	SF400	SH650	SH400	BF350	TRA-P122 84187
207 [A7]	05.06-04.12	2			SF650	SF430	SH650	SH430	BF400	TRA-C8S1 84047



CAR MODEL	YEAR	ARMS	Classic		Flat		Hybrid		Backfit	Wiper Arms
										
207+ [A7]	11.12-06.15	2			SF650	SF430	SH650	SH430	BF400	
207 CC [A7]	03.07-06.15	2			SF650	SF430	SH650	SH430		
207 SW [A7]	06.07-12.13	2			SF650	SF430	SH650	SH430	BF300	TRA-P124 84188
208	01.12	3			SF650	SF400	SH650	SH400	BF350	TRA-P127 84340
3008 [T8]	05.09	3			SF750	SF650	SH700	SH650	BF300	TRA-P1302 84200
3008 II	07.16	3			SF700	SF400	SH700	SH400		
301	09.12	7			SF600	SF400	SH600	SH400		
306 [N3]	01.93-04.97	1	SB550	SB500	SF550	SF500	SH550	SH500	SB500	
306 [N5]	05.97-12.98	1	SB550	SB500	SF550	SF500	SH550	SH500	SB500	TRA-C8X3 84049
306 [N5]	01.99-10.03	1	SB550	SB500	SF550	SF500	SH550	SH500	BF400	
306 Break [N5]	05.97-03.02	1	SB550	SB500	SF550	SF500	SH550	SH500		TRA-P131 84190
306 Cabriolet [N3;N5]	01.93-10.03	1	SB550	SB500	SF550	SF500	SH550	SH500		
307 [T5]	08.00-05.05	1	SB700	SB650	SF700	SF650	SH700	SH650	BF350	TRA-P133 84192
307 [T5]	10.04-05.05	6			SF700	SF650	SH700	SH650		TRA-P133 84192
307 [T6]	06.05-12.09	6			SF700	SF650	SH700	SH650	BF350	
307 Break/SW [T5]	03.02-05.05	1	SB700	SB650	SF700	SF650	SH700	SH650	BF350	TRA-P134 84341
307 Break/SW [T5]	10.04-05.05	6			SF700	SF650	SH700	SH650		
307 Break/SW [T6]	06.05-03.09	6			SF700	SF650	SH700	SH650	BF350	
307 CC [T5]	10.03-05.05	6			SF700	SF600	SH700	SH600		
307 CC [T6]	06.05-03.09	6			SF700	SF650	SH700	SH650		
308 [T7]	09.07-06.13	3			SF750	SF650	SH700	SH650	BF300	TRA-R2C6 84205
308 II [T9]	07.13	3			SF600	SF450	SH600	SH450	BF250	
308 CC [T7]	03.09	3			SF750	SF650	SH700	SH650		
308 SW [T7]	05.08-01.14	3			SF750	SF650	SH700	SH650	BF280	TRA-P136 84194
308 II SW [T9]	01.14	3			SF600	SF450	SH600	SH450	BF280	TRA-P137 84195
4007 [I3]	09.07-11.12	1	SB600	SB530	SF600	SF530	SH600	SH500	BF300	TRA-C8C1 84297
4008	03.12	1	SB600	SB530	SF600	SF530	SH600	SH500	BF250	TRA-P1403 84201
405 [4;15]	07.87-04.97	1	SB550	SB550	SF550	SF550	SH550	SH550		
405 Break [4;15]	07.88-04.97	1	SB550	SB550	SF550	SF550	SH550	SH550	SB350	
406 [D8]	10.95-03.99	1	SB600	SB550	SF600	SF550	SH600	SH550	SB450	
406 [D9]	04.99-06.04	1	SB600	SB550	SF600	SF550	SH600	SH550		
406 Break [D8;D9]	10.96-06.04	1	SB600	SB550	SF600	SF550	SH600	SH550	BF350	TRA-P141 84342
406 Coupé [D8;D9]	03.97-02.05	1	SB650	SB500	SF650	SF500	SH650	SH500		
407 [D2]	05.04-02.11	2			SF700	SF700	SH700	SH700		
407 Coupé [D2]	10.05-12.11	2			SF700	SF700	SH700	SH700		
407 SW [D2]	05.04-02.11	2			SF700	SF700	SH700	SH700	BF280	TRA-P142 84196
408	12.09	3			SF750	SF650	SH700	SH650		
5008 [T8]	09.09	3			SF750	SF700	SH700	SH700	BF280	TRA-C833 84035
5008 II	07.17	3			SF700	SF400	SH700	SH400		
508	10.10	3			SF650	SF650	SH650	SH650		
508 RXH	09.11	3			SF650	SF650	SH650	SH650	BF300	
508 SW	10.10	3			SF650	SF650	SH650	SH650	BF300	TRA-R2C6 84205
605 [Y30]	06.89-05.99	1	SB550	SB550	SF550	SF550	SH550	SH550		
607 [Z8;Z9]	03.00-12.10	1	SB650	SB530	SF650	SF530	SH650	SH500		



CAR MODEL	YEAR	ARMS	Classic		Flat		Hybrid		Backfit	Wiper Arms
										
806 [U60]	06.94-08.02	1	SB650	SB500	SF650	SF500	SH650	SH500	SB380	
807 [V2]	06.02-07.05	1	ST6565	ST6565					BF350	TRA-P181 84198
Bipper [A9]	02.08	7			SF650	SF480	SH650	SH480	BF380	TRA-C8N2 84301
Boxer [U3]	02.94-02.02	1	SB550	SB550	SF550	SF550	SH550	SH550		
Boxer [U5]	02.02-05.06	1	SB550	SB550	SF550	SF550	SH550	SH550		
Boxer [U9]	06.06	3			SF650	SF550	SH650	SH550		
Expert [U64]	09.95-01.07	1	SB650	SB500	SF650	SF500	SH650	SH500		
Expert [G9]	02.07	1	SB700	SB500	SF700	SF500	SH700	SH500	BF350	TRA-C8J1 84299
Expert	03.16	7			SF650	SF500	SH650	SH500	BF300	
ION	10.10	1	SB700		SF700		SH700		BF300	TRA-C8C5 84298
P4	10.86-12.96	1	SB330	SB330	SF350	SF350	SH330	SH350		
Partner [M4]	07.96-08.02	1	SB550	SB550	SF550	SF550	SH550	SH550	SB380	
Partner [M5]	09.02-10.11	1	SB550	SB550	SF550	SF550	SH550	SH550	SB400	TRA-C8B1 84031
Partner [B9]	05.08	3			SF650	SF400	SH650	SH400	BF350	
Ranch [M4]	07.97-08.02	1	SB550	SB550	SF550	SF550	SH550	SH550	SB380	TRA-C8B1 84031
RCZ [T75]	01.10	3			SF650	SF650	SH650	SH650		
Traveller	03.16	7			SF650	SF500	SH650	SH500	BF300	

PIAGGIO

Apetruk	05.07	1	SB400	SB400	SF400	SF400	SH400	SH400		
Porter	10.94	1	SB400	SB400	SF400	SF400	SH400	SH400	SB350	







PORSCHE

Boxster [986;987]	10.96-09.12	1	SB550	SB530	SF550	SF530	SH550	SH500		
Boxter [981]	04.12	3			SF530	SF580	SH500	SH550		
Cayenne [9PA]	09.02-01.07	2			SF650	SF650	SH650	SH650	SB380	
Cayenne [9PA]	02.07-08.10	2			SF650	SF650	SH650	SH650	SB380	
Cayenne [92A]	09.10	2			SF650	SF650	SH650	SH650	RF380	TRA-P6C2 84350
Cayman [987C]	11.05-12.12	1	SB550	SB530	SF550	SF530	SH550	SH500		
Cayman [981C]	03.13	3			SF530	SF580	SH500	SH550	SB500	
Macan [95B]	03.14	3			SF600	SF500	SH600	SH500	RF380	
Panamera [970]	03.09-08.13	3			SF600	SF530	SH600	SH500		
Panamera [970]	09.13	3			SF650	SF500	SH650	SH500		
911 [993]	09.93-08.97	1	SB450	SB400	SF450	SF400	SH450	SH400		
911 [996]	09.97-07.04	1	SB550	SB530	SF550	SF530	SH550	SH500	SB550	
911 [996T;GT2;3]	06.00-09.05	1	SB550	SB530	SF550	SF530	SH550	SH500	SB550	
911 [997;339GT3]	08.04	1	SB550	SB530	SF550	SF530	SH550	SH500		
911 [991]	11.11	3			SF530	SF580	SH500	SH550		
968	08.91-11.95	1	SB480	SB480	SF480	SF480	SH480	SH480	SB500	







RENAULT

50	03.90-12.96	1	SB450	SB450	SF450	SF450	SH450	SH450	SB380	
9 [L42]	01.85-12.95	1	SB400	SB400	SF400	SF400	SH400	SH400		
11 [B37]	01.85-03.95	1	SB400	SB400	SF400	SF400	SH400	SH400	SB450	
19 [X53]	09.88-12.01	1	SB500	SB500	SF500	SF500	SH500	SH500	SB450	
Avantime [XEO]	09.01-12.03	1	SB650	SB450	SF650	SF450	SH650	SH450	BF300	
Captur [J5]	01.13-02.16	7			SF650	SF350	SH650	SH350	BF280	TRA-D1L1 84051



CAR MODEL	YEAR	ARMS	Classic		Flat		Hybrid		Backfit	Wiper Arms
										
Captur [J5]	03.16	12			SF650	SF350	SH650	SH350	BF280	TRA-D1L1 84051
Clio I [X57]	03.94-02.98	1	SB500	SB500	SF500	SF500	SH500	SH500	BF400	TRA-R2C3 84351
Clio II [BB./CB./SB.]	03.98-05.09	1	SB530	SB450	SF530	SF450	SH500	SH450	BF300	TRA-R2C6 84205
Clio II (Campus) [BB./CB./SB.]	06.09	7			SF500	SF450	SH500	SH450	BF300	
Clio III [BR/CR]	06.05-05.07	7			SF600	SF400	SH600	SH400	BF350	TRA-R2C9 84206
Clio III [BR/CR]	06.07	7			SF600	SF400	SH600	SH400	BF300	TRA-R2C10 84207
Clio III Grandtour[KR]	08.07	7			SF600	SF400	SH600	SH400	BF300	TRA-R2C11 84208
Clio IV [BH]	05.12	7			SF650	SF350	SH650	SH350	RF250	TRA-R2C12 84209
Clio IV Grandtour [KH]	11.12	7			SF650	SF350	SH650	SH350	RF250	
Espace II [J63]	01.91-09.96	1	ST6060	ST6060						
Espace III [JE0]	10.96-10.02	1	ST6565	SB400					BF400	
Espace IV [JK;JK0]	11.02	2			SF750	SF650	SH700	SH650	BF350	TRA-R2E1 84210
Espace V [JR]	04.15	3			SF750	SF700	SH700	SH700	BF280	TRA-R2E1 84210
Express,Extra,Rapid [F40]	09.94-10.97	1	SB450	SB450	SF450	SF450	SH450	SH450	BF400	
Fluence [L38]	11.09	7			SF600	SF400	SH600	SH400		
Fluence [L38]	11.09	1	SB600	SB400	SF600	SF400	SH600	SH400		
Grand Scénic II [JM.]	05.03-11.04	5			SF650	SF550	SH650	SH550	BF250	
Grand Scénic II [JM.]	12.04-04.09	7			SF650	SF550	SH650	SH550	BF250	
Grand Scénic III [J95]	05.09	7			SF750	SF650	SH700	SH650	BF300	
GrandScénic IV	11.16	3			SF7050	SF700	SH700	SH700	BF250	
Kadjar [HL]	06.15	1	SB650	SB400	SF650	SF400	SH650	SH400	BF250	TRA-R2K1 84211
Kangoo I [FC./KC.]	10.97-12.07	1	SB500	SB500	SF500	SF500	SH500	SH500	BF400	TRA-R2K2 84212
Kangoo II [FW./KW.]	01.08	1	SB550	SB530	SF550	SF530	SH550	SH500	BF350	
Koleos [HY.]	09.08	6			SF600	SF480	SH600	SH480		TRA-R2K3 84213
Koleos	09.17	1	SB600	SB480	SF600	SF480	SH600	SH480	BF250	
Laguna I [B56;S56]	01.94-03.01	1	SB600	SB480	SF600	SF480	SH600	SH480	SB550	
Laguna I Grandtour [A56;K56;S56]	02.95-02.01	1	SB600	SB480	SF600	SF480	SH600	SH480		
Laguna II [BG.]	03.01-09.07	1	SB600	SB500	SF600	SF500	SH600	SH500	BF400	TRA-R2L1 84214
Laguna II Grandtour[KG.]	03.01-09.07	1	SB600	SB500	SF600	SF500	SH600	SH500	BF350	TRA-R2L3 84215
Laguna III [BT.]	07.07	7			SF650	SF400	SH650	SH400	SB450	
Laguna III Coupé [DT.]	02.08	7			SF650	SF400	SH650	SH400		
Laguna III Grandtour [KT.]	07.07	7			SF650	SF400	SH650	SH400	BF350	
Latitude	09.10	1	SB600	SB400	SF600	SF400	SH600	SH400		
Master I	09.80-09.97	1	ST6060	ST6060					SB550	
Master II [X70]	10.97-04.10	1	ST6060	ST6060						
Master III	02.10	1	SB650	SB650	SF650	SF650	SH650	SH650		TRA-R2M11 84218
Mégane I [X64]	01.96-10.02	1	SB550	SB500	SF550	SF500	SH550	SH500		TRA-R2M1 84353
Mégane I Coupé [X64]	01.96-10.02	1	SB550	SB500	SF550	SF500	SH550	SH500	BF400	
Mégane I Grandtour [X64]	07.98-10.01	1	SB550	SB500	SF550	SF500	SH550	SH500		
Mégane I Grandtour [X64]	11.01-09.03	1	SB550	SB500	SF550	SF500	SH550	SH500	BF350	
Mégane II [LM]	09.02-01.06	1	SB600	SB450	SF600	SF450	SH600	SH450		TRA-R2M5 84216
Mégane II [LM]	02.06-10.09	7			SF600	SF450	SH600	SH450		TRA-R2M5 84216
Mégane II Cabrio [EM]	10.03-01.06	1	SB600	SB450	SF600	SF450	SH600	SH450		
Mégane II Cabrio [EM]	02.06-03.10	7			SF600	SF450	SH600	SH450		



CAR MODEL	YEAR	ARMS	Classic		Flat		Hybrid		Backfit	Wiper Arms
										
Mégane II Grandtour [KM.]	10.03-01.06	1	SB600	SB450	SF600	SF450	SH600	SH450	BF250	
Mégane II Grandtour [KM.]	02.06-05.09	7			SF600	SF450	SH600	SH450	BF250	
Mégane II Hatchback [BM./CM./GM./SM.]	11.02-01.06	1	SB600	SB450	SF600	SF450	SH600	SH450	BF250	TRA-R2M5 84216
Mégane II Hatchback [BM./CM./GM./SM.]	02.06-10.08	7			SF600	SF450	SH600	SH450	BF250	
Mégane III CC [EZ]	10.10	7			SF600	SF400	SH600	SH400		
Mégane III Coupé [DZ]	01.09	7			SF600	SF400	SH600	SH400	BF350	TRA-R2M9 84354
Mégane III Grandtour [KZ]	06.09	7			SF600	SF400	SH600	SH400	BF350	
Mégane III Hatchback [BZ]	11.08	7			SF600	SF400	SH600	SH400	BF350	
Mégane IV [B9]	12.15	7			SF600	SF450	SH600	SH450	BF250	
Mégane IV Grandtour [K9]	04.16	7			SF600	SF450	SH600	SH450	BF250	
Mégane IV Grandcoupé	02.17	7			SF600	SF450	SH600	SH450		
Modus [FP./JP.]	06.04-05.05	2			SF700	SF650	SH700	SH650	BF250	TRA-R2M13 84220
Modus [FP./JP.]	06.05-	2			SF700	SF650	SH700	SH650	BF300	TRA-R2M12 84219
Safrane [B54]	04.92-01.99	1	SB600	SB600	SF600	SF600	SH600	SH600	SB550	
Safrane [B54]	02.99-12.00	1	ST6060	ST6060					SB550	
Scénic I [JA.]	01.96-04.03	1	SB600	SB400	SF600	SF400	SH600	SH400	BF400	
Scénic II [JM.]	05.03-11.04	5			SF650	SF550	SH650	SH550	BF250	TRA-R2S2 84221
Scénic II [JM.]	12.04-04.09	7			SF650	SF550	SH650	SH550	BF250	TRA-R2S1 84355
Scénic III [J95]	05.09	7			SF750	SF650	SH700	SH650	BF300	TRA-R2S3 84356
Scénic IV	11.16	3			SF750	SF700	SH700	SH700		
Symbol [LB]	10.99-10.07	1	SB530	SB450	SF530	SF450	SH500	SH450		
Symbol [LU]	10.08	7			SF600	SF400	SH600	SH400		
Symbol [L8]	03.13-03.15	1	SB530	SB500	SF530	SF500	SH500	SH500		
Symbol [L8]	04.15	7			SF550	SF480	SH550	SH480		
Talisman	12.15	7			SF600	SF450	SH600	SH450		
Talisman Grandtour	03.16	7			SF600	SF450	SH600	SH450		
Thalia [LB]	10.99-10.07	1	SB530	SB450	SF530	SF450	SH500	SH450		
Thalia [LU]	10.08	7			SF600	SF400	SH600	SH400		
Trafic I	09.80-05.01	1	SB500	SB500	SF500	SF500	SH500	SH500		
Trafic II [EL./FL./JL.]	05.01	1	SB600	SB530	SF600	SF530	SH600	SH500	BF400	TRA-R2T1 84222
Trafic III [EG/FG/JG]	05.14	3			SF650	SF480	SH650	SH480	SB400	
Twingo I [CO./SO.]	03.93-05.07	1	SB650		SF650		SH650		BF300	TRA-R2T2 84223
Twingo II [CN;CN/GN]	04.07	3			SF600	SF400	SH600	SH400	BF300	TRA-R2T3 84224
Twingo III [X07]	09.14	7			SF500	SF350	SH500	SH350	BF300	
Twizy [MA]	03.12	1	SB450		SF450		SH450			
VelSatis [BJ.]	04.02-12.09	2			SF750	SF650	SH700	SH650	BF400	
Wind	04.10	3			SF600	SF400	SH600	SH400		
ZOE [BF]	01.13	3			SF600	SF350	SH600	SH350	BF280	

ROVER

Mini	09.88-09.00	1	SB280	SB280						
Serie200	10.89-03.00	1	SB450	SB450	SF450	SF450	SH450	SH450	SB450	
Serie400	09.91-03.00	1	SB500	SB450	SF500	SF450	SH500	SH450		
Serie400 Coupé	01.97-12.98	1	SB500	SB450	SF500	SF450	SH500	SH450		
Serie400 Tourer	09.91-03.00	1	SB500	SB450	SF500	SF450	SH500	SH450		



CAR MODEL	YEAR	ARMS	Classic		Flat		Hybrid		Backfit	Wiper Arms
										
Serie600	04.93-09.00	1	SB550	SB500	SF550	SF500	SH550	SH500		
Serie800	10.91-09.99	1	SB500	SB500	SF500	SF500	SH500	SH500	SB450	
Streetwise	09.03-12.05	1	SB450	SB450	SF450	SF450	SH450	SH450	BF400	
25	02.00-09.04	1	SB450	SB450	SF450	SF450	SH450	SH450	SB450	
25	10.04-05.05	1	SB450	SB450	SF450	SF450	SH450	SH450	BF400	
45	02.00-05.05	1	SB500	SB450	SF500	SF450	SH500	SH450	SB450	
75	01.99-05.05	1	SB550	SB550	SF550	SF550	SH550	SH550		
75 Tourer	01.01-05.05	1	SB550	SB550	SF550	SF550	SH550	SH550	BF350	
100 Metro	05.90-12.98	1	SB400	SB400	SF400	SF400	SH400	SH400	SB380	
100 Metro Cabrio	09.90-10.98	1	SB400	SB400	SF400	SF400	SH400	SH400	SB380	

SAAB

9-3 [9400]	03.98-09.02	1	SB530	SB530	SF530	SF530	SH500	SH500	SB500	
9-3 [9400]	09.02-08.07	1	SB580	SB580	SF580	SF580	SH550	SH550	SB500	
9-3 [9400]	09.07-06.12	6			SF600	SF580	SH600	SH550	SB500	TRA-S132 84357
9-3 Cabriolet [9400]	03.98-08.03	1	SB530	SB530	SF530	SF530	SH500	SH500		
9-3 Cabriolet [9400]	08.03-08.07	1	SB580	SB580	SF580	SF580	SH550	SH550		
9-3 Cabriolet [9400]	09.07-06.12	6			SF600	SF580	SH600	SH550		
9-3 Coupé [9400]	03.98-08.03	1	SB530	SB530	SF530	SF530	SH500	SH500	SB500	
9-3 Kombi [9440]	03.05-08.07	1	SB580	SB580	SF580	SF580	SH550	SH550	BF300	
9-3 Kombi [9440]	09.07-06.12	6			SF600	SF580	SH600	SH550	BF300	
9-3 X [9440]	03.10-06.12	6			SF600	SF580	SH600	SH550	BF300	
9-5 I [9600]	06.97-07.07	1	SB580	SB580	SF580	SF580	SH550	SH550		
9-5 I [9600]	08.07-02.10	7			SF600	SF550	SH600	SH550		
9-5 II [650]	03.10-06.12	1	SB600	SB530	SF600	SF530	SH600	SH500		TRA-S151 84358
9-5 Kombi [9600]	06.97-07.07	1	SB580	SB580	SF580	SF580	SH550	SH550		
9-5 Kombi [9600]	08.07-02.10	7			SF600	SF550	SH600	SH550		
9-5 Kombi [9600]	09.05-02.10	7			SF600	SF550	SH600	SH550	BF300	
900 I Cabrio	09.93-08.98	1	SB400	SB400	SF400	SF400	SH400	SH400		
900 I Hatchback	09.90-08.98	1	SB400	SB400	SF400	SF400	SH400	SH400		
900 II	09.93-10.98	1	SB530	SB530	SF530	SF530	SH500	SH500	SB500	
900 II Cabrio	03.94-10.98	1	SB530	SB530	SF530	SF530	SH500	SH500		
900 II Coupé	03.94-10.98	1	SB530	SB530	SF530	SF530	SH500	SH500	SB500	
9000	12.85-12.98	1	SB530	SB530	SF530	SF530	SH500	SH500	SB500	

SEAT

Alhambra [7V8]	03.96-02.00	1	SB700	SB600	SF700	SF600	SH700	SH600	SB380	
Alhambra [7V9]	06.00-06.01	1	SB600	SB600	SF600	SF600	SH600	SH600	SB400	
Alhambra [7V9]	07.01-03.10	2			SF700	SF700	SH700	SH700	SB400	
Alhambra [710,711]	07.10-	3			SF700	SF400	SH700	SH400	RF330	TRA-S5A4 84225
Altea [5P1]	03.04-02.09	8			SF650	SF650	SH650	SH650	SB330	
Altea [5P1]	03.09	8			SF650	SF650	SH650	SH650	RF330	
Altea Freetrack [5P5,5P8]	06.07	8			SF650	SF650	SH650	SH650	SB280	
Altea XL [5P5]	05.06	8			SF650	SF650	SH650	SH650	SB280	
Arosa [6H1]	02.97-02.99	1	SB480	SB450	SF480	SF450	SH480	SH450	SB280	
Arosa [6H1]	03.99-06.04	1	SB530	SB450	SF530	SF450	SH500	SH450	SB280	






CAR MODEL	YEAR	ARMS	Classic		Flat		Hybrid		Backfit	Wiper Arms
										
Ateca [KH7]	04.16	3			SF650	SF450	SH650	SH450	RF280	
Cordoba [6K2]	09.93-12.02	1	SB530	SB480	SF530	SF480	SH500	SH480		
Cordoba [6L2]	09.02-01.06	1	SB530	SB450	SF530	SF450	SH500	SH450		
Cordoba [6L2]	02.06-11.09	3			SF530	SF480	SH500	SH480		
Cordoba Vario [6K5]	04.97-08.03	1	SB530	SB480	SF530	SF480	SH500	SH480	SB280	
Exeo [3R2]	12.08-08.13	4			SF550	SF550	SH550	SH550		TRA-S5E1 84359
ExeoST [3R5]	06.09-08.13	4			SF550	SF550	SH550	SH550	RF330	
Ibiza [6K1]	03.93-05.02	1	SB530	SB480	SF530	SF480	SH500	SH480	SB350	
Ibiza [6L1]	09.01-01.06	1	SB530	SB450	SF530	SF450	SH500	SH450	SB350	
Ibiza [6L1]	02.06-11.09	3			SF530	SF480	SH500	SH480	SB330	
Ibiza [6J5]	09.11-	3			SF600	SF400	SH600	SH400	SB330	TRA-S5I4 84226
Ibiza SC [6J1]	02.08-08.11	3			SF600	SF400	SH600	SH400	SB330	
Ibiza [6J1,6P1]	09.11	3			SF600	SF400	SH600	SH400	RF330	
IbizaST [6J8]	03.10-08.11	3			SF600	SF400	SH600	SH400	SB330	
Ibiza [6J8,6P8]	09.11	3			SF600	SF400	SH600	SH400	RF380	
Ibiza	01.17	3			SF650	SF430	SH650	SH430	RF350	
Inca [6K9]	11.95-06.03	1	SB500	SB450	SF500	SF450	SH500	SH450	SB450	
Leon [1M1]	10.98-06.06	1	SB530	SB480	SF530	SF480	SH500	SH480	SB400	
Leon [1P1]	07.05-02.09	6			SF650	SF650	SH650	SH650	SB280	
Leon [1P1]	03.09-12.12	6			SF650	SF650	SH650	SH650	RF280	TRA-V2P1 84254
Leon [5F1]	09.12	3			SF650	SF400	SH650	SH400	RF330	TRA-S5L3 84227
Leon SC [5F5]	01.13	3			SF650	SF400	SH650	SH400	RF400	
Leon ST [5F8]	08.13	3			SF650	SF400	SH650	SH400	RF330	
Marbella	01.87-05.98	1	SB400		SF400		SH400		SB350	
Mii [KF1]	10.11	3			SF600	SF400	SH600	SH400	RF250	TRA-V2U1 84268
Toledo [1L2]	05.91-03.99	1	SB500	SB500	SF500	SF500	SH500	SH500		
Toledo [1M2]	10.98-07.04	1	SB530	SB450	SF530	SF450	SH500	SH450		
Toledo [5P2]	09.04-05.09	8			SF650	SF650	SH650	SH650	SB280	
Toledo [KG3]	07.12	3			SF600	SF400	SH600	SH400		

SKODA

Citigo	10.11	3			SF600	SF400	SH600	SH400	RF250	TRA-V2U1 84268
Fabia [6Y2]	09.99-03.08	1	SB530	SB480	SF530	SF480	SH500	SH480	RF350	TRA-S7F1 84228
Fabia [5J2]	12.06-05.13	3			SF530	SF530	SH500	SH500	RF330	TRA-V2G2 84251
Fabia [5J2]	06.13-12.14	3			SF530	SF530	SH500	SH500	RF280	TRA-V2G2 84251
Fabia [NJ3]	08.14	3			SF600	SF400	SH600	SH400	RF330	TRA-S7F7 84363
Fabia Combi [6Y5]	12.99-12.07	1	SB530	SB480	SF530	SF480	SH500	SH480	RF350	
Fabia Combi [5J5]	12.06-05.13	3			SF530	SF530	SH500	SH500	RF400	
Fabia Combi [5J5]	06.13-12.14	3			SF530	SF530	SH500	SH500	RF400	
Fabia Combi [NJ5]	08.14-	3			SF600	SF400	SH600	SH400	RF400	
Fabia Sedan [6Y3]	09.99-12.07	1	SB530	SB480	SF530	SF480	SH500	SH480		
Favorit	07.93-12.98	1	SB500	SB500	SF500	SF500	SH500	SH500	SB380	
Felicia [6U1]	10.94-08.01	1	SB500	SB500	SF500	SF500	SH500	SH500	SB380	
Felicia Combi [6U5]	10.94-08.01	1	SB500	SB500	SF500	SF500	SH500	SH500	SB380	
Felicia Fun [6UF]	08.96-03.01	1	SB530	SB450	SF530	SF450	SH500	SH450		



CAR MODEL	YEAR	ARMS	Classic		Flat		Hybrid		Backfit	Wiper Arms
										
Forman	10.90-12.95	1	SB500	SB500	SF500	SF500	SH500	SH500	SB380	
Kodiaq	02.17	3			SF600	SF530	SH600	SH530	RF350	
Octavia [1U2]	09.96-01.03	1	SB530	SB480	SF530	SF480	SH500	SH480		TRA-S7O1 84230
Octavia [1U2]	02.03-12.10	1	SB530	SB480	SF530	SF480	SH500	SH480	SB350	TRA-S7O1 84230
Octavia [1U2]	10.90-12.95	1	SB530	SB480	SF530	SF480	SH500	SH480		
Octavia [1Z3]	05.04-06.13	2			SF600	SF480	SH600	SH480	RF400	
Octavia [5E3]	11.12	3			SF600	SF480	SH600	SH480	RF400	TRA-S7O4 84231
Octavia Combi [1U5]	10.96-12.10	1	SB530	SB480	SF530	SF480	SH500	SH480		
Octavia Combi [1Z5]	05.04-06.13	2			SF600	SF480	SH600	SH480	RF400	
Octavia Combi [5E5]	11.12	3			SF600	SF480	SH600	SH480	RF330	
Pick-Up [6U7,787]	09.91-03.01	1	SB500	SB500	SF500	SF500	SH500	SH500		
Praktik [5J7]	03.07-05.13	3			SF530	SF530	SH500	SH500	RF330	
Praktik [5J7]	06.13-05.15	3			SF530	SF530	SH500	SH500	RF330	
Rapid [NH3]	07.12-	3			SF600	SF400	SH600	SH400	RF400	
Rapid Spaceback [NH3]	10.13-	3			SF600	SF400	SH600	SH400	RF400	
Roomster [5J7]	03.06-05.13	3			SF530	SF530	SH500	SH500	RF330	TRA-S7R6 84364
Roomster [5J7]	06.13-05.15	3			SF530	SF530	SH500	SH500	RF330	TRA-S7R6 84364
Superb [3U4]	12.01-10.04	2			SF530	SF480	SH500	SH480		
Superb [3U4]	11.04-03.08	1	SB530	SB500	SF530	SF500	SH500	SH500		
Superb [3T4]	03.08-05.15	3			SF600	SF450	SH600	SH450		TRA-S7S1 84232
Superb [3V3]	05.15-	3			SF650	SF450	SH650	SH450	RF400	
Superb Combi [3T5]	03.09-05.15	3			SF600	SF450	SH600	SH450	RF400	
Superb Combi [3V5]	05.15-	3			SF650	SF450	SH650	SH450	RF400	
Yeti [5L7]	05.15-	3			SF600	SF480	SH600	SH480	RF280	TRA-S7Y1 84233
Yeti [5L7]	05.09-	3			SF600	SF480	SH600	SH480		TRA-S7Y1 84233

SMART

Forfour [454]	01.04-06.07	1	SB650	SB450	SF650	SF450	SH650	SH450	BF350	TRA-S8F1 84235
Fortwo Cabrio [450]	02.04-03.07	1	SB530	SB530	SF530	SF530	SH500	SH500		
Fortwo Cabrio [451]	04.07-	6			SF580	SF530	SH550	SH500		
Fortwo Cabrio [453]	09.15-	7			SF500	SF350	SH500	SH350		
Fortwo Coupé [450]	02.04-03.07	1	SB530	SB530	SF530	SF530	SH500	SH500	SB350	TRA-S8F2 84236
Fortwo Coupé [451]	04.07-	6			SF580	SF530	SH550	SH500	BF250	TRA-S8F3 84237
Fortwo Coupé [453]	11.14-	7			SF500	SF350	SH500	SH350		
Roadster [452]	04.03-11.05	1	SB500	SB450	SF500	SF450	SH500	SH450		
Roadster Coupé [452]	04.03-11.05	1	SB500	SB450	SF500	SF450	SH500	SH450		
Smart Cabrio [450]	03.00-01.04	1	SB530	SB530	SF530	SF530	SH500	SH500		
Smart Coupé [450]	07.98-01.04	1	SB530	SB530	SF530	SF530	SH500	SH500	SB350	

SSANGYONG

Actyon	10.05	1	SB530	SB480	SF530	SF480	SH500	SH480		
ActyonSports	03.07	1	SB530	SB480	SF530	SF480	SH500	SH480		
Chairman	09.03-01.08	1	SB600	SB600	SF600	SF600	SH600	SH600		
Korando [KJ]	07.96-12.05	1	SB450	SB450	SF450	SF450	SH450	SH450		
Korando [CK]	07.10	1	SB600	SB400	SF600	SF400	SH600	SH400	BF350	
Kyron	05.05	1	SB550	SB480	SF550	SF480	SH550	SH480		



CAR MODEL	YEAR	ARMS	Classic		Flat		Hybrid		Backfit	Wiper Arms
										
Musso [MJ]	07.93-12.05	1	SB500	SB450	SF500	SF450	SH500	SH450	SB280	
Rexton	09.01	1	SB500	SB500	SF500	SF500	SH500	SH500	SB350	
RextonII	10.08	1	SB500	SB500	SF500	SF500	SH500	SH500	SB350	
RextonW	06.12	1	SB500	SB500	SF500	SF500	SH500	SH500	SB350	
Rodius	08.04-12.12	1	SB600	SB450	SF600	SF450	SH600	SH450	SB280	
RodiusII	05.13	1	SB600	SB400	SF600	SF400	SH600	SH400	BF300	
Tivoli	07.15	1	SB600	SB400	SF600	SF400	SH600	SH400		
XLV	04.16	1	SB600	SB400	SF600	SF400	SH600	SH400		

SUBARU

BRZ [Z10]	01.12	1	SB550	SB500	SF550	SF500	SH550	SH500		
Forester [SF]	01.97-05.02	1	SB530	SB480	SF530	SF480	SH500	SH480	SB380	
Forester [SG]	06.02-05.03	1	SB530	SB480	SF530	SF480	SH500	SH480	BF400	
Forester [SG]	06.05-11.07	1	SB530	SB480	SF530	SF480	SH500	SH480	BF350	TRA-S12F1 84365
Forester [S12]	12.07-12.12	1	SB600	SB450	SF600	SF450	SH600	SH450	BF350	TRA-S12F2 84238
Forester [S13]	11.12-	1	SB650	SB400	SF650	SF400	SH650	SH400	BF350	
Impreza [G12/G22]	06.07-12.11	1	SB600	SB400	SF600	SF400	SH600	SH400	BF400	TRA-S12I1 84366
Impreza [G13/G23]	10.11	1	SB650	SB400	SF650	SF400	SH650	SH400	BF300	
Impreza Kombi [GC,GF]	01.93-07.98	1	SB530	SB450	SF530	SF450	SH500	SH450	SB380	
Impreza Kombi [GC,GF]	08.98-09.00	1	SB530	SB450	SF530	SF450	SH500	SH450		
Impreza Kombi [GD,GG]	10.00-01.04	1	SB550	SB400	SF550	SF400	SH550	SH400	SB380	
Impreza Kombi [GD,GG]	02.04-06.07	1	SB550	SB400	SF550	SF400	SH550	SH400	BF350	
Impreza Outback [GD,GG]	-10.00-06.07	1	SB550	SB400	SF550	SF400	SH550	SH400	SB380	
Impreza Sedan [GC,GF]	01.93-09.00	1	SB530	SB450	SF530	SF450	SH500	SH450		
Impreza Sedan [GD,GG]	10.00-06.07	1	SB550	SB400	SF550	SF400	SH550	SH400		
Impreza Sedan [G12]	06.07-12.11	1	SB600	SB400	SF600	SF400	SH600	SH400		
Impreza Sedan [G13]	10.11	1	SB650	SB400	SF650	SF400	SH650	SH400		
Impreza SportsWagon	11.92-07.00	1	SB530	SB450	SF530	SF450	SH500	SH450	SB380	
Justy [KA,KD]	05.87-10.95	1	SB450	SB450	SF450	SF450	SH450	SH450	SB380	
Justy [MA]	10.95-09.96	1	SB530	SB450	SF530	SF450	SH500	SH450		
Justy [MS]	10.96-08.03	1	SB530	SB450	SF530	SF450	SH500	SH450		
Justy [G3X]	09.03-08.07	1	SB480	SB450	SF480	SF450	SH480	SH450	SB280	
Justy [M3]	09.07-12.10	1	SB500	SB400	SF500	SF400	SH500	SH400		
Legacy [BC/BF/BJ]	01.89-12.95	1	SB500	SB450	SF500	SF450	SH500	SH450	SB380	
Legacy [BL/BP]	07.03-05.09	1	SB600	SB450	SF600	SF450	SH600	SH450		
Legacy [B14]	06.09	1	SB650	SB480	SF650	SF480	SH650	SH480		TRA-S12I1 84366
Legacy Kombi [BD/BG]	01.94-11.98	1	SB530	SB480	SF530	SF480	SH500	SH480	SB350	
Legacy Kombi [BE/BH]	10.98-06.03	1	SB550	SB500	SF550	SF500	SH550	SH500	SB380	
Legacy Kombi [BL/BP]	07.03-05.09	1	SB600	SB450	SF600	SF450	SH600	SH450	BF350	
Legacy Kombi [B14]	06.09	1	SB650	SB480	SF650	SF480	SH650	SH480	BF350	
Legacy Outback [BD/BG]	01.96-12.99	1	SB530	SB480	SF530	SF480	SH500	SH480	SB350	
Legacy Outback [BE,BH]	10.98-06.03	1	SB550	SB500	SF550	SF500	SH550	SH500	SB380	
Legacy Outback [BL,BP]	07.03-05.09	1	SB600	SB450	SF600	SF450	SH600	SH450	BF350	
Legacy Sedan [BD/BG]	01.94-03.99	1	SB530	SB480	SF530	SF480	SH500	SH480		
Legacy Sedan [BE/BH]	10.98-06.03	1	SB550	SB500	SF550	SF500	SH550	SH500		



CAR MODEL	YEAR	ARMS	Classic		Flat		Hybrid		Backfit	Wiper Arms
										
Levorg [VM]	06.14	1	SB650	SB400	SF650	SF400	SH650	SH400	BF350	
Outback [B14]	06.09	1	SB530	SB480	SF530	SF480	SH500	SH480	BF350	
Outback [B15]	03.15	1	SB650	SB400	SF650	SF400	SH650	SH400	BF350	
SVX	09.92-12.96	1	SB550	SB500	SF550	SF500	SH550	SH500		
Trezza	09.92-12.96	1	SB700		SF700		SH700		BF300	
Tribeca [B9]	04.06	1	SB650	SB500	SF650	SF500	SH650	SH500		
Vivio [R13]	08.93-04.00	1	SB480	SB380	SF480	SF380	SH480	SH350	SB350	
WRX [V10]	05.14	1	SB650	SB400	SF650	SF400	SH650	SH400		
XV [G33]	08.11	1	SB650	SB400	SF650	SF400	SH650	SH400	BF300	TRA-S12X1

SUZUKI

Alto [EF]	10.94-02.02	1	SB480	SB450	SF480	SF450	SH480	SH450	SB350	
Alto [MA]	02.02-12.06	1	SB450	SB400	SF450	SF400	SH450	SH400	SB350	
Alto [AMF]	12.08	1	SB550	SB330	SF550	SF350	SH550	SH350		TRA-S13A2 84239
Baleno Hatchback	04.95-09.05	1	SB500	SB450	SF500	SF450	SH500	SH450	SB380	
Baleno Sedan	04.95-09.05	1	SB500	SB450	SF500	SF450	SH500	SH450		
Baleno Wagon	08.96-09.07	1	SB500	SB450	SF500	SF450	SH500	SH450	SB280	
Baleno [WB32,WB42]	03.16	1	SB530	SB450	SF530	SF450	SH500	SH450	BF300	
Carry [ED]	10.85-03.99	1	SB430	SB430	SF430	SF430	SH430	SH430		
Carry [FD]	03.99-03.09	1	SB400	SB400	SF400	SF400	SH400	SH400		
Celerio	10.14	1	SB530	SB330	SF530	SF350	SH500	SH350	BF300	
Escudo	05.05	1	SB480	SB480	SF480	SF480	SH480	SH480	BF300	
Grand Vitara	03.98-09.05	1	SB480	SB480	SF480	SF480	SH480	SH480	SB380	
Grand Vitara	10.05	1	SB480	SB480	SF480	SF480	SH480	SH480	BF300	
Grand Vitara Cabrio	03.98-03.08	1	SB480	SB480	SF480	SF480	SH480	SH480		
Ignis Hatchback	10.00-12.07	1	SB480	SB450	SF480	SF450	SH480	SH450	SB280	
Jimny [FJ]	10.98	1	SB450	SB400	SF450	SF400	SH450	SH400	SB280	
Kizashi	10.09	1	SB600	SB480	SF600	SF480	SH600	SH480		
Liana Hatchback	03.01-04.08	1	SB550	SB480	SF550	SF480	SH550	SH480	BF300	TRA-S13L2 84369
Liana Sedan	04.02-12.07	1	SB550	SB480	SF550	SF480	SH550	SH480		
Samurai	03.87-12.04	1	SB280	SB280					SB350	
Splash [A5B]	01.08	1	SB550	SB400	SF550	SF400	SH550	SH400	BF250	TRA-S13S3 84240
Swift [Z]	11.14	1	SB530	SB450	SF530	SF450	SH500	SH450		TRA-S13S3 84240
Swift Hatchback [EA]	01.89-09.95	1	SB500	SB450	SF500	SF450	SH500	SH450	SB380	
Swift Hatchback [MA]	03.96-12.04	1	SB530	SB450	SF530	SF450	SH500	SH450	SB380	
Swift Hatchback [MZ/EZ]	11.04	1	SB530	SB450	SF530	SF450	SH500	SH450	BF250	
Swift Hatchback [AZH,AZG]	09.10	1	SB530	SB450	SF530	SF450	SH500	SH450	BF250	
Swift Hatchback	05.17	1	SB500	SB430	SF500	SF430	SH500	SH430		
Swift Sedan [EA]	01.91-09.95	1	SB500	SB450	SF500	SF450	SH500	SH450		
Swift Sedan [MA]	03.96-12.04	1	SB530	SB450	SF530	SF450	SH500	SH450		
Swift Sedan [Z]	11.04	1	SB530	SB450	SF530	SF450	SH500	SH450		
SX4	07.06	1	SB650	SB330	SF650	SF350	SH650	SH350		
SX4 Hatchback	05.06	1	SB650	SB330	SF650	SF350	SH650	SH350	BF250	
SX4 S-Cross	10.13	1	SB650	SB330	SF650	SF350	SH650	SH350	BF250	
SX4 Sedan	07.07	1	SB650	SB330	SF650	SF350	SH650	SH350		



CAR MODEL	YEAR	ARMS	Classic		Flat		Hybrid		Backfit	Wiper Arms
Vitara	09.95-03.04	1	SB430	SB430	SF430	SF430	SH430	SH430		
Vitara	01.95	1	SB450	SB450	SF450	SF450	SH450	SH450	SB380	
Vitara [LY]	02.15	1	SB600	SB400	SF600	SF400	SH600	SH400	BF250	TRA-S13V2 84242
Vitara Cabrio [ET]	01.95-03.98	1	SB450	SB450	SF450	SF450	SH450	SH450		
Wagon R+ [EM]	10.96-05.00	1	SB500	SB450	SF500	SF450	SH500	SH450	SB280	
Wagon R+ [MM]	05.00-08.08	1	SB500	SB450	SF500	SF450	SH500	SH450	SB350	
X-90	09.95-	1	SB500	SB450	SF500	SF450	SH500	SH450		

TATA

Indica	06.02	1	SB600	SB400	SF600	SF400	SH600	SH400		
Indica (Vista) [X1]	08.08	1	SB600	SB380	SF600	SF380	SH600	SH350		
Indigo Marina [T4]	09.04-03.10	1	SB600	SB400	SF600	SF400	SH600	SH400		
Safari [T3]	02.00	1	SB600	SB500	SF600	SF500	SH600	SH500		







TESLA

ModelS	08.11	3			SF700	SF450	SH700	SH450		
Roadster	08.06-12.12	1	SB650		SF650		SH650			







TOYOTA

Auris [E15,JTN, NMT,SB1]	10.06-10.12	1	SB650	SB400	SF650	SF400	SH650	SH400	BF300	
Auris [E18]	10.12	1	SB650	SB330	SF650	SF350	SH650	SH350	BF250	
Auris TouringSports [E18]	07.13	1	SB650	SB330	SF650	SF350	SH650	SH350	BF250	
Avalon	09.99-08.04	1	SB600	SB400	SF600	SF400	SH600	SH400		
Avensis [T22]	10.97-01.03	1	SB530	SB450	SF530	SF450	SH500	SH450		
Avensis [T25]	01.03-11.08	1	SB600	SB400	SF600	SF400	SH600	SH400		
Avensis [T27]	11.08	3			SF650	SF400	SH650	SH400		
Avensis Liftback [T22]	10.97-01.03	1	SB530	SB450	SF530	SF450	SH500	SH450	SB500	
Avensis Liftback [T25]	01.03-11.08	1	SB600	SB400	SF600	SF400	SH600	SH400	SB380	
Avensis Liftback [T27]	04.05-11.08	1	SB530	SB450	SF530	SF450	SH500	SH450	BF400	
Avensis Verso [M2]	05.01-11.09	1	SB650	SB400	SF650	SF400	SH650	SH400	BF400	
Avensis Wagon [T22]	10.97-01.03	1	SB530	SB450	SF530	SF450	SH500	SH450	SB350	
Avensis Wagon [T25]	01.03-11.08	1	SB600	SB400	SF600	SF400	SH600	SH400	BF300	
Avensis Wagon [T27]	11.08	3			SF530	SF450	SH500	SH450	BF300	
Aygo	02.05-12.14	1	SB650		SF650		SH650		BF300	TRA-C811 84032
Aygo [B4]	05.14	6			SF650		SH650		BF300	
Camry [V1]	06.91-08.96	1	SB530	SB480	SF530	SF480	SH500	SH480		
Camry [V2]	06.96-08.01	1	SB530	SB480	SF530	SF480	SH500	SH480		
Camry [V3]	08.99-01.06	1	SB550	SB500	SF550	SF500	SH550	SH500		
Camry [V4,V40]	01.06	1	SB600	SB500	SF600	SF500	SH600	SH500		
Camry [V5]	08.11	1	SB650	SB450	SF650	SF450	SH650	SH450		
Camry Wagon [V1]	03.92-08.96	1	SB530	SB480	SF530	SF480	SH500	SH480	SB350	
Carina E Liftback [T19]	02.92-10.97	1	SB530	SB450	SF530	SF450	SH500	SH450	SB500	
Carina E Sedan [T19]	02.92-10.97	1	SB530	SB450	SF530	SF450	SH500	SH450		
Carina E Wagon [T19]	11.92-10.97	1	SB530	SB450	SF530	SF450	SH500	SH450		
Celica Cabrio [T20]	08.94-05.99	1	SB530	SB480	SF530	SF480	SH500	SH480		
Celica Coupé [T23]	08.99-09.05	1	SB650	SB400	SF650	SF400	SH650	SH400	SB500	
Celica Liftback [T20]	11.93-08.99	1	SB530	SB480	SF530	SF480	SH500	SH480	SB500	



CAR MODEL	YEAR	ARMS	Classic		Flat		Hybrid		Backfit	Wiper Arms
										
CH-R	10.16	10	SB650	SB400	SF650	SF400	SH650	SH400	BF350	
Conquest [Carri]	11.98	1	SB450	SB450	SF450	SF450	SH450	SH450		
Corolla [E10]	05.92-08.98	1	SB500	SB450	SF500	SF450	SH500	SH450	SB380	
Corolla [E11]	05.95-08.02	1	SB500	SB450	SF500	SF450	SH500	SH450	SB380	
Corolla [E12]	08.00-08.08	1	SB550	SB450	SF550	SF450	SH550	SH450		
Corolla [E12]	10.02-08.08	1	SB600	SB400	SF600	SF400	SH600	SH400	BF350	
Corolla [E14,E15]	11.06-04.13	1	SB650	SB330	SF650	SF350	SH650	SH350		
Corolla [E18]	06.13	1	SB650	SB330	SF650	SF350	SH650	SH350		
Corolla Hatchback [E10]	05.92-04.97	1	SB500	SB450	SF500	SF450	SH500	SH450	SB450	
Corolla Hatchback [E11]	05.97-07.01	1	SB500	SB450	SF500	SF450	SH500	SH450	SB380	
Corolla Hatchback [E12,SB1]	11.01-12.07	1	SB550	SB450	SF550	SF450	SH550	SH450	BF350	TRA-T7C1 84370
Corolla Hatchback [E12,JTD]	09.02-12.06	1	SB550	SB450	SF550	SF450	SH550	SH450	BF350	
Corolla Hatchback [E12]	11.01-11.06	1	SB600	SB400	SF600	SF400	SH600	SH400	BF350	
Corolla Liftback [E10]	11.01-11.06	1	SB500	SB450	SF500	SF450	SH500	SH450	SB380	
Corolla Liftback [E11]	05.97-11.01	1	SB500	SB450	SF500	SF450	SH500	SH450	SB500	
Corolla Liftback [E11]	05.97-11.01	1	SB500	SB450	SF500	SF450	SH500	SH450	SB380	
Corolla Sedan [E10]	05.92-08.97	1	SB500	SB450	SF500	SF450	SH500	SH450		
Corolla Sedan [E11]	05.95-08.02	1	SB500	SB450	SF500	SF450	SH500	SH450		
Corolla Verso [E12]	09.01-01.04	1	SB650	SB400	SF650	SF400	SH650	SH400	BF350	
Corolla Verso [R1]	02.04-02.09	1	SB650	SB400	SF650	SF400	SH650	SH400	BF300	TRA-T7C2 84371
Corolla Wagon [E10]	05.92-04.97	1	SB500	SB450	SF500	SF450	SH500	SH450	SB380	
Corolla Wagon [E11]	04.97-09.01	1	SB500	SB450	SF500	SF450	SH500	SH450	SB350	
Corolla Wagon [E12]	08.00-02.07	1	SB600	SB400	SF600	SF400	SH600	SH400	BF350	
Cressida Sedan [X8]	08.88-08.96	1	SB400	SB400	SF400	SF400	SH400	SH400		
Dyna	01.97-04.03	1	SB430	SB430	SF430	SF430	SH430	SH430		
Dyna	10.00-	1	SB500	SB500	SF500	SF500	SH500	SH500		
Echo	09.99-	1	SB530	SB380	SF530	SF380	SH500	SH350		
GT86	04.12-	1	SB550	SB500	SF550	SF500	SH550	SH500		
Harrier	12.97-02.03	1	SB600	SB550	SF600	SF550	SH600	SH550		
Harrier	02.03	1	SB650	SB550	SF650	SF550	SH650	SH550		
Hiace [LXH,RCH]	08.95-08.96	1	SB500	SB450	SF500	SF450	SH500	SH450	SB450	
Hiace [LXH,RCH]	08.96-05.09	1	SB530	SB530	SF530	SF530	SH500	SH500	SB450	
Hiace [KLH]	08.01	1	SB530	SB530	SF530	SF530	SH500	SH500	SB450	
Hiace Van [LH,ZH]	08.89-08.96	1	SB500	SB450	SF500	SF450	SH500	SH450		
Hiace Van [LH,LXH,ZH]	08.96-02.06	1	SB530	SB530	SF530	SF530	SH500	SH500		
Hiace Wagon [LH,ZH]	08.89-08.96	1	SB500	SB450	SF500	SF450	SH500	SH450		
Hiace Wagon [LH,ZH]	08.96-02.06	1	SB530	SB530	SF530	SF530	SH500	SH500		
Highlander	09.00-08.07	1	SB550	SB480	SF550	SF480	SH550	SH480	BF300	
Highlander	09.07	1	SB650	SB500	SF650	SF500	SH650	SH500	BF300	
Hilux [N5/N6]	08.84-07.98	1	SB430	SB430	SF430	SF430	SH430	SH430		
Hilux [N12,N13]	06.15	1	SB550	SB400	SF550	SF400	SH550	SH400		
Hilux [N16/N17]	08.97	1	SB430	SB430	SF430	SF430	SH430	SH430		
Hilux [Raider]	05.05	1	SB530	SB480	SF530	SF480	SH500	SH480		
Hilux [N15,N25,N26,N35]	07.05	1	SB530	SB480	SF530	SF480	SH500	SH480		



CAR MODEL	YEAR	ARMS	Classic		Flat		Hybrid		Backfit	Wiper Arms
										
Hilux Pickup [N8...19]	08.88-08.05	1	SB430	SB430	SF430	SF430	SH430	SH430		
iQ	11.08-05.14	1	SB530	SB450	SF530	SF450	SH500	SH450	BF250	TRA-T7I2 84244
Land Cruiser [J7]	11.84-08.01	1	SB430	SB430	SF430	SF430	SH430	SH430	SB350	
Land Cruiser [J8]	01.90-01.98	1	SB450	SB450	SF450	SF450	SH450	SH450	SB350	
Land Cruiser [J9]	04.96-12.06	1	SB480	SB450	SF480	SF450	SH480	SH450	SB350	
Land Cruiser [J10]	01.98-07.08	1	SB600	SB550	SF600	SF550	SH600	SH550	SB380	
Land Cruiser [J10]	01.98-07.08	1	SB600	SB550	SF600	SF550	SH600	SH550	SB350	
Land Cruiser [J12]	09.02-08.09	1	SB550	SB530	SF550	SF530	SH550	SH500	SB400	
Land Cruiser [J12]	09.02-08.09	1	SB550	SB530	SF550	SF530	SH550	SH500	BF400	
Land Cruiser [J20]	09.07	1	SB600	SB550	SF600	SF550	SH600	SH550	BF300	
Land Cruiser [J20]	09.07	1	SB600	SB550	SF600	SF550	SH600	SH550	SB280	
Land Cruiser [J15]	08.09	1	SB650	SB500	SF650	SF500	SH650	SH500	BF300	
Land Cruiser Prado [J9]	04.96-09.04	1	SB480	SB450	SF480	SF450	SH480	SH450	SB350	
Land Cruiser Prado [J12]	08.04	1	SB550	SB500	SF550	SF500	SH550	SH500	SB450	
Land Cruiser Prado [J15]	09.09	1	SB650	SB500	SF650	SF500	SH650	SH500	BF300	
MR2 Cabrio [W3]	12.99-05.06	1	SB500	SB480	SF500	SF480	SH500	SH480		
Paseo [L5]	12.99-05.06	1	SB500	SB450	SF500	SF450	SH500	SH450		
Picnic	12.99-05.06	1	SB600	SB400	SF600	SF400	SH600	SH400	SB380	
Picnic	08.03	1	SB600	SB400	SF600	SF400	SH600	SH400	BF400	
Previa	05.90-12.99	1	SB700	SB450	SF700	SF450	SH700	SH450	SB380	
Previa	02.00-01.06	1	SB700	SB450	SF700	SF450	SH700	SH450	BF400	TRA-T7P2 84372
Prius [W11]	09.00-08.03	1	SB600	SB400	SF600	SF400	SH600	SH400		
Prius [W20]	09.03-03.09	1	SB650	SB400	SF650	SF400	SH650	SH400	SB380	TRA-T7P4 84373
Prius [W30,W35]	04.09	1	SB650	SB400	SF650	SF400	SH650	SH400	SB380	TRA-T7P5 84245
Prius [W50]	11.15	10	SB700	SB400	SF700	SF400	SH700	SH400	BF400	
Prius+ [W40]	03.12	1	SB650	SB380	SF650	SF380	SH650	SH350	BF250	
Proace	06.13	1	SB700	SB500	SF700	SF500	SH700	SH500	BF350	
RAV4 [A1]	06.13	1	SB500	SB450	SF500	SF450	SH500	SH450	SB350	TRA-T7R3 84247
RAV4 [A2]	05.00-01.06	1	SB600	SB480	SF600	SF480	SH600	SH480	BF300	
RAV4 [A3]	11.05-11.12	1	SB600	SB400	SF600	SF400	SH600	SH400	BF300	TRA-T7R1 84374
RAV4 [A4]	12.12	1	SB650	SB400	SF650	SF400	SH650	SH400	BF250	TRA-T7R2 84246
RAV4 Cabrio [A1]	11.95-08.00	1	SB500	SB450	SF500	SF450	SH500	SH450		
Sequoia	12.12	1	SB480	SB480	SF480	SF480	SH480	SH480		
Sienna	09.06	1	SB650	SB480	SF650	SF480	SH650	SH480		
Sienna	01.10	1	SB600	SB500	SF600	SF500	SH600	SH500		
Solara	09.98-08.03	1	SB550	SB530	SF550	SF530	SH550	SH500		
Solara	09.03-08.08	1	SB600	SB480	SF600	SF480	SH600	SH480		
Starlet [P8]	12.89-01.96	1	SB500	SB450	SF500	SF450	SH500	SH450	SB430	
Starlet [P9]	01.96-07.99	1	SB500	SB450	SF500	SF450	SH500	SH450	SB400	
Tundra	11.06	6			SF650	SF550	SH650	SH550		
Urban Cruiser [P1]	01.09	1	SB600	SB330	SF600	SF350	SH600	SH350	BF250	
Venza	02.09	1	SB650	SB550	SF650	SF550	SH650	SH550	BF300	
Verso [R2]	02.09	1	SB650	SB400	SF650	SF400	SH650	SH400	BF300	
Verso-S	11.10	1	SB700		SF700		SH700		BF300	









CAR MODEL	YEAR	ARMS	Classic		Flat		Hybrid		Backfit	Wiper Arms
										
Yaris [P1]	01.99-08.05	1	SB530	SB380	SF530	SF380	SH500	SH350		TRA-T7Y2 84248
Yaris (FR) [P1]	01.99-08.05	1	SB530	SB380	SF530	SF380	SH500	SH350	BF300	TRA-T7Y3 84281
Yaris [P9,JTD]	08.05-07.11	1	SB600	SB330	SF600	SF350	SH600	SH350	BF300	TRA-T7Y4 84249
Yaris [P9,VNK]	11.05-07.11	1	SB600	SB330	SF600	SF350	SH600	SH350	BF300	
Yaris [P13]	07.11	1	SB700		SF700		SH700		BF300	TRA-T7Y5 84250
Yaris Verso [P2]	08.99-11.02	1	SB550	SB400	SF550	SF400	SH550	SH400	SB400	
Yaris Verso	12.02-09.05	1	SB550	SB400	SF550	SF400	SH550	SH400	BF400	TRA-T7Y1 84375

VOLVO

C30	10.06-07.10	3			SF650	SF500	SH650	SH500	RF400	TRA-V3C1 84378
C30	08.10	3			SF650	SF500	SH650	SH500	SB380	
C70 Coupé	1.97-07.02	1	SB530	SB530	SF530	SF530	SH500	SH500		
C70 I Cabrio	02.98-03.06	1	SB530	SB530	SF530	SF530	SH500	SH500		
C70 II Cabrio	03.06	3			SF650	SF480	SH650	SH480		
S40 I	02.98-03.06	1	SB500	SB500	SF500	SF500	SH500	SH500		
S40 II [P11]	12.03-12.12	2/3			SF650	SF500	SH650	SH480		
S60 I	11.00-07.04	1	SB600	SB530	SF600	SF530	SH600	SH500		
S60 I	08.04-07.09	6			SF600	SF530	SH600	SH500		
S60 II	11.10	3			SF650	SF500	SH650	SH500		
S60 CrossCountry	08.15	3			SF650	SF500	SH650	SH500		
S70	01.97-07.00	1	SB530	SB530	SF530	SF530	SH500	SH500		
S80 I	08.98-07.04	1	SB600	SB530	SF600	SF530	SH600	SH500		
S80 II	03.06	3			SF650	SF500	SH650	SH500		
S90 I	01.97-05.98	1	SB530	SB530	SF530	SF530	SH500	SH500		
S90 II	03.16	3			SF630	SF500	SH600	SH500		
V40 I	01.95-08.04	1	SB500	SB500	SF500	SF500	SH500	SH500	BF400	TRA-V3V1 84269
V40 II	09.12	3			SF650	SF480	SH650	SH480	RF280	TRA-V3V2 84270
V40 CrossCountry	01.13	3			SF650	SF480	SH650	SH480	RF280	
V50	04.04-12.12	3			SF650	SF500	SH650	SH500	SB350	TRA-V3V3 84379
V60	09.10-06.15	3			SF650	SF500	SH650	SH500	SB300	TRA-V3V4 84271
V60 II	06.15	3			SF650	SF500	SH650	SH500	BF300	TRA-V3V5 84272
V60 CrossCountry	08.15	3			SF650	SF500	SH650	SH500		
V70 I	01.97-03.00	1	SB530	SB530	SF530	SF530	SH500	SH500	SB430	
V70 II	03.00-07.03	1	SB600	SB530	SF600	SF530	SH600	SH500	SB380	TRA-V3V6 84380
V70 II	08.03-07.04	1	SB600	SB530	SF600	SF530	SH600	SH500	BF380	
V70 II	08.04-07.07	6			SF600	SF530	SH600	SH500	BF380	TRA-V3V7 84381
V70 III	08.07	3			SF650	SF500	SH650	SH500	RF350	TRA-V3V8 84273
V90 I	01.97-07.98	1	SB530	SB530	SF530	SF530	SH500	SH500		
V90 II	03.16	3			SF600	SF530	SH600	SH500	RF350	
V90 Cross Country	02.17	3			SF630	SF500	SH630	SH500	RF350	
XC60	03.09	3			SF650	SF500	SH650	SH500		
XC60	03.09-07.10	3			SF600	SF500	SH600	SH500	RF380	
XC60	08.10	3			SF600	SF500	SH600	SH500	BF350	TRA-V3X3 84274
XC60	01.15								SB400	
XC70 I	08.02-07.03	1	SB600	SB530	SF600	SF530	SH600	SH500	SB380	









CAR MODEL	YEAR	ARMS	Classic		Flat		Hybrid		Backfit	Wiper Arms
										
XC70 I	08.03-07.04	1	SB600	SB530	SF600	SF530	SH600	SH500	BF380	
XC70 I	08.04-07.07	6			SF600	SF530	SH600	SH500	BF380	
XC70 II	08.07	3			SF650	SF500	SH650	SH500	RF350	
XC90 I	10.02-07.04	1	SB600	SB500	SF600	SF500	SH600	SH500	BF380	
XC90 I	08.04-07.06	6			SF600	SF530	SH600	SH500	BF380	
XC90 I	08.06-07.10	6			SF600	SF530	SH600	SH500	RF380	TRA-V3X8 84275
XC90 I	08.10-07.16	6			SF600	SF530	SH600	SH500	BF350	TRA-V3X8 84275
XC90 II	06.15	3			SF600	SF500	SH600	SH500	RF350	TRA-V3X10 84277
440	09.88-07.97	1	SB530	SB530	SF530	SF530	SH500	SH500	SB500	
460	03.90-07.97	1	SB530	SB530	SF530	SF530	SH500	SH500	SB500	
480 [E12]	08.88-12.96	1	SB530	SB530	SF530	SF530	SH500	SH500		
740	09.90-07.95	1	SB500	SB500	SF500	SF500	SH500	SH500	SB350	
850	09.91-07.98	1	SB530	SB530	SF530	SF530	SH500	SH500		
850 Kombi	09.91-07.98	1	SB530	SB530	SF530	SF530	SH500	SH500	SB430	
940	09.90-10.98	1	SB500	SB500	SF500	SF500	SH500	SH500	SB350	
960	08.90-07.98	1	SB530	SB530	SF530	SF530	SH500	SH500	SB350	







VOLKSWAGEN

Amarok [2H]	09.10-04.12	1	SB600	SB530	SF600	SF530	SH600	SH500		
Amarok [2H]	05.12	3			SF600	SF600	SH600	SH600		
Amarok	06.16	3			SF600	SF600	SH600	SH600		
Beetle [5C1,5C2]	04.11	3			SF530	SF530	SH500	SH500		
Beetle Cabriolet [5C7,5C8]	01.13	3			SF530	SF530	SH500	SH500		
Bora [1J2]	09.98-05.02	1	SB530	SB480	SF530	SF480	SH500	SH480		
Bora [1J2]	06.02-05.05	2			SF530	SF450	SH500	SH450		
Bora Variant [1J6]	09.98-05.02	1	SB530	SB480	SF530	SF480	SH500	SH480	SB380	
Bora Variant [1J6]	06.02-05.05	2			SF530	SF450	SH500	SH450	SB380	
Caddy [9K9]	11.95-06.03	1	SB530	SB450	SF530	SF450	SH500	SH450	SB450	
Caddy [2K]	02.04-08.10	2/3			SF600	SF480	SH600	SH480	RF400	
Caddy [2C]	09.10-05.15	3			SF600	SF450	SH600	SH450	RF400	
Caddy [SA]	05.15-05.17	3			SF600	SF450	SH600	SH450	RF400	
Caddy	06.17	3			SF600	SF450	SH600	SH450		
Caddy Pickup [9U7]	06.96-12.00	1	SB530	SB450	SF530	SF450	SH500	SH450		
California T4 [70,7D]	09.90-06.03	1	SB530	SB530	SF530	SF530	SH500	SH500	SB380	
California T5 [7H]	02.03-11.09	1	SB600	SB530	SF600	SF530	SH600	SH500	RF400	
California T5 [7E]	09.09-05.13	1	SB600	SB530	SF600	SF530	SH600	SH500	RF400	
California T5 [7E]	06.13-08.15	3			SF600	SF600	SH600	SH600	RF400	
California T6 [SG]	04.15-	3			SF600	SF600	SH600	SH600	RF400	
Caravelle T4 [70,7D]	09.90-06.03	1	SB530	SB530	SF530	SF530	SH500	SH500	SB380	
Caravelle T5 [7H]	02.03-11.09	1	SB600	SB530	SF600	SF530	SH600	SH500	RF400	
Caravelle T5 [7E]	09.09-05.13	1	SB600	SB530	SF600	SF530	SH600	SH500	RF400	
Caravelle T5 [7E]	06.13-08.15	3			SF600	SF600	SH600	SH600	RF400	
Caravelle T6 [SG]	04.15-	3			SF600	SF600	SH600	SH600	RF400	
CC [358]	11.11-	3			SF600	SF480	SH600	SH480		
Corrado [50]	09.88-07.95	1	SB480	SB480	SF480	SF480	SH480	SH480		



CAR MODEL	YEAR	ARMS	Classic		Flat		Hybrid		Backfit	Wiper Arms
										
Crafter [2E]	04.06-	6			SF650	SF600	SH650	SH600		
e-Golf [BE1]	03.14	3			SF650	SF450	SH650	SH450	RF280	
e-up! [BL1]	07.13	3			SF600	SF400	SH600	SH400	RF250	
Eos [1F7,1F8]	05.06-08.15	3			SF600	SF480	SH600	SH480		
Eurovan [70]	09.91-08.01	1	SB530	SB530	SF530	SF530	SH500	SH500	SB380	
Fox [5Z1]	04.05-12.12	1	SB530	SB380	SF530	SF380	SH500	SH350	SB300	
Golf II [19,1G1,1G4]	02.86-11.92	1	SB450	SB450	SF450	SF450	SH450	SH450	SB380	
Golf III [1H1]	11.91-12.97	1	SB500	SB450	SF500	SF450	SH500	SH450	SB350	
Golf III Cabriolet [1E7]	09.93-04.98	1	SB500	SB450	SF500	SF450	SH500	SH450		
Golf III Variant [1H5]	07.93-02.99	1	SB500	SB450	SF500	SF450	SH500	SH450	SB350	
Golf V [1J1]	10.97-05.02	1	SB530	SB480	SF530	SF480	SH500	SH480	SB350	
Golf V [1J1]	06.02-06.05	2			SF530	SF450	SH500	SH450	SB350	
Golf IV Cabriolet[1E7]	04.98-06.02	1	SB530	SB480	SF530	SF480	SH500	SH480		
Golf IV Variant [1J5]	05.99-05.02	1	SB530	SB480	SF530	SF480	SH500	SH480	SB380	
Golf IV Variant [1J5]	06.02-06.06	2			SF530	SF450	SH500	SH450	SB380	
Golf V [1K1]	10.03-11.08	2			SF600	SF480	SH600	SH480	RF330	TRA-V2G2 84251
Golf V [1K1]	11.05-11.08	3			SF600	SF480	SH600	SH480		TRA-V2G2 84251
Golf V Variant [1K5]	05.07-07.0	3			SF600	SF480	SH600	SH480	RF330	
Golf VI [5K1]	10.08-11.12	3			SF600	SF480	SH600	SH480	RF280	TRA-V2G3 84252
Golf VI Cabriolet [517]	03.11	3			SF600	SF480	SH600	SH480		
Golf VI Variant [AJ5]	06.09-04.13	3			SF600	SF480	SH600	SH480	RF330	
Golf VII [5G1]	08.12	3			SF650	SF450	SH650	SH450	RF280	TRA-V2G5 84253
Golf VII Variant [BA5]	08.12	3			SF650	SF450	SH650	SH450	RF280	TRA-V2G6 84199
Golf Alltrack [BA5]	11.14	3			SF650	SF450	SH650	SH450	RF280	
Golf Plus [5M1,521]	01.05-02.14	2			SF700	SF700	SH700	SH700	RF330	
GolfSportsvan[AM1]	02.14-	3			SF700	SF400	SH700	SH400	RF280	
Jetta [1K2]	01.05-10.10	2/3			SF600	SF480	SH600	SH480		
Jetta [162,163,AV2]	02.11	3			SF600	SF480	SH600	SH480		
Lupo [6X1]	06.98-05.03	1	SB530	SB480	SF530	SF480	SH500	SH480	SB280	
Lupo [6X1]	06.03-07.05	2			SF480	SF480	SH480	SH480	SB280	
Maggiolino (Beetle) [5C1]	04.11-06.16	3			SF530	SF530	SH500	SH500		
Multivan T4 [70,7D]	09.90-06.03	1	SB530	SB530	SF530	SF530	SH500	SH500	SB380	
Multivan T5 [7H]	02.03-11.09	1	SB600	SB600	SF600	SF600	SH600	SH600	RF400	
Multivan [7E]	09.09-05.13	1	SB600	SB530	SF600	SF530	SH600	SH500	RF400	
Multivan [7E]	06.13-08.15	3			SF600	SF600	SH600	SH600	RF400	
Multivan T6 [SG]	04.15	3			SF600	SF600	SH600	SH600	RF400	
New Beetle [1C1,9C1]	01.98-12.10	1	SB530	SB530	SF530	SF530	SH500	SH500		
New Beetle Cabriolet [1Y7]	01.03-10.10	1	SB530	SB530	SF530	SF530	SH500	SH500		
Passat [351,3A2]	01.03-10.10	1	SB530	SB530	SF530	SF530	SH500	SH500		
Passat [3B2]	10.96-11.00	1	SB530	SB500	SF530	SF500	SH500	SH500		
Passat [3B3]	10.00-10.01	1	SB530	SB500	SF530	SF500	SH500	SH500		
Passat [3B3]	11.01-05.05	2			SF530	SF480	SH500	SH480		
Passat [3C2]	11.01-05.05	3			SF600	SF480	SH600	SH480		
Passat [362]	08.10-12.14	3			SF600	SF480	SH600	SH480		



CAR MODEL	YEAR	ARMS	Classic		Flat		Hybrid		Backfit	Wiper Arms
										
Passat [3G2]	08.14-	3			SF650	SF480	SH650	SH480		
Passat Alltrack [365]	01.12-12.14	3			SF600	SF480	SH600	SH480	RF280	
Passat Alltrack [3G5]	05.15	3			SF650	SF480	SH650	SH480	RF330	
Passat CC [357]	05.08-05.12	3			SF600	SF480	SH600	SH480		
Passat Variant [351,3A5]	04.88-03.97	1	SB530	SB530	SF530	SF530	SH500	SH500	SB380	
Passat Variant [3B5]	01.97-11.00	1	SB530	SB500	SF530	SF500	SH500	SH500	SB380	
Passat Variant [3B6]	10.00-10.01	1	SB530	SB500	SF530	SF500	SH500	SH500	SB380	
Passat Variant [3B6]	11.01-05.05	2			SF530	SF480	SH500	SH480	SB380	
Passat Variant [3C5]	08.05-11.10	3			SF600	SF480	SH600	SH480	RF280	TRA-V2P1 84254
Passat Variant [365]	08.10-11.11	3			SF600	SF480	SH600	SH480	RF280	TRA-V2P1 84254
Passat Variant [365]	08.11-12.14	3			SF600	SF480	SH600	SH480	RF280	TRA-V2P1 84254
Passat Variant [3G5]	08.14-	3			SF650	SF480	SH650	SH480	RF330	
Phaeton [3D]	05.02	2			SF600	SF530	SH600	SH500		
Polo [6N1]	10.94-12.99	1	SB480	SB480	SF480	SF480	SH480	SH480	SB280	
Polo [6N2]	07.98-09.01	1	SB480	SB480	SF480	SF480	SH480	SH480	SB280	
Polo [9N1]	09.01-05.02	1	SB530	SB480	SF530	SF480	SH500	SH480		
Polo [9N1]	06.02-06.05	2			SF530	SF480	SH500	SH480		
Polo [9N1]	10.02-06.05	1	SB530	SB480	SF530	SF480	SH500	SH480	RF330	TRA-V2G2 84251
Polo [9N3]	05.05-12.09	3			SF530	SF480	SH500	SH480	RF280 RF330	TRA-V2P5 84257
Polo [6R1,6C1]	06.09	3			SF600	SF400	SH600	SH400	RF280	TRA-V2P6 84258
Polo	06.17	3			SF650	SF450	SH650	SH450	RF280	
Polo Classic [6V2]	11.95-09.01	1	SB530	SB450	SF530	SF450	SH500	SH450		
Polo Classic [9N4]	04.05-02.10	3			SF530	SF480	SH500	SH480		
Polo Playa [9V4]	10.98-10.02	1	SB500	SB450	SF500	SF450	SH500	SH450		
Polo Variant [6V5]	05.97-09.01	1	SB530	SB450	SF530	SF450	SH500	SH450	SB280	
Scirocco [137,138]	08.08-	3			SF600	SF480	SH600	SH480	RF250	TRA-V2S2 84377
Sharan [7M8]	09.95-02.00	1	SB700	SB600	SF700	SF600	SH700	SH600	SB380	
Sharan [7M9,7M6]	04.00-05.01	1	SB700	SB600	SF700	SF600	SH700	SH600	SB400	
Sharan [7M9,7M6]	06.01-03.10	2			SF700	SF700	SH700	SH700	SB400	
Sharan [7N1,7N2]	05.10-	3			SF700	SF400	SH700	SH400	RF330	TRA-V2S3 84260
T-Cross	04.19	3			SF630	SF450	SH630	SH450		
T-Roc	04.19	3			SF650	SF500	SH650	SH500		
Taro [7A]	04.89-03.97	1	SB430	SB430	SF430	SF430	SH430	SH430		
Tiguan [5N1,5N2]	11.07-	3/6			SF600	SF530	SH600	SH500	RF330	TRA-V2T2 84261
Tiguan [AD1]	01.16-	3			SF630	SF550	SH600	SH550	RF380	
Touareg [7LA,7L6]	11.02-08.07	2			SF650	SF650	SH650	SH650	RF330	TRA-V2T3 84262
Touareg [7L6]	06.07-05.10	2			SF650	SF650	SH650	SH650	RF330	TRA-V2T3 84262
Touareg [7P5,7P6]	01.10	2			SF650	SF650	SH650	SH650	RF380	TRA-V2T4 84263
Touran [1T1]	02.03-11.06	2			SF600	SF450	SH600	SH450	SB400	TRA-V2T5 84262
Touran [1T2]	11.06-05.10	3			SF600	SF450	SH600	SH450	RF400	TRA-V2T5 84262
Touran [1T2]	11.06-05.11	2			SF700	SF700	SH700	SH700		
Touran [1T1,1T2]	02.03-05.10	2/3			SF600	SF400	SH600	SH400		TRA-V2T5 84262
Touran [1T1,1T2]	02.03-05.10	2/3			SF600	SF480	SH600	SH480		TRA-V2T5 84262
Touran [1T3]	05.10-05.15	3			SF600	SF450	SH600	SH450	RF330	TRA-S5A4 84225



CAR MODEL	YEAR	ARMS	Classic		Flat		Hybrid		Backfit	Wiper Arms
										
Touran [5T1]	05.15	3			SF700	SF400	SH700	SH400	RF280	TRA-V2G6 84199
Transporter T4 [70,7D]	09.90-06.03	1	SB530	SB530	SF530	SF530	SH500	SH500	SB380	
Transporter T5 [7H,7J]	02.03-11.09	1	SB600	SB600	SF600	SF600	SH600	SH600	RF400	TRA-V2T8 84267
Transporter T5 [7H,7J]	02.03-11.09	1	SB600	SB530	SF600	SF530	SH600	SH500		TRA-V2T8 84267
Trasporter [7E]	09.09-05.13	1	SB600	SB530	SF600	SF530	SH600	SH500	RF400	
Trasporter [7E]	06.13-08.15	3			SF600	SF600	SH600	SH600	RF400	
Transporter T6[SF,SG]	04.15	3			SF600	SF600	SH600	SH600	RF400	
Up! [121,122]	12.11	3			SF600	SF400	SH600	SH400	RF250	TRA-V2U1 84268
Vento [1H2]	11.91-12.97	1	SB500	SB450	SF500	SF450	SH500	SH450		

NOTE

.....

.....

.....

.....

.....

.....

.....

.....

.....

.....

.....

.....

.....

.....

.....

.....

.....


.....

.....

.....

.....





APPLICATION GUIDE HEAVY DUTY

MODEL	YEAR	ARMS	Flat		Classic / Truck	
 						

AUWÄRTER

Clubstar	09.04-				ST100	ST100
Clubstar (MAN 14 280)	3-				ST101	ST101
Clubstar MB1223 (Mercedes Atego)					ST101	ST101
Eurostar SHD 0 404	96-				ST101	ST101
Panorama (MB 818)	03-				ST101	ST101
Teamstar (MB 0815)					ST101	ST101
Teamstar	01.96-				ST100	ST100
Teamstart City (MB 818 D Vario)	96-				ST101	ST101

BERKHOF

Ambassador	07.07-				ST100	ST100
Ambassador (120 / 200)	00-				ST101	ST101
Axial	01.01-				ST650	ST650
Clubbus (Volvo)					ST101	ST101

BMC

Alyos	09.08-				ST800	ST800
Falcon	02.02-				ST700	ST700
Hawk	09.07-				ST900	ST900
Megastar	09.04-	1			SB600	SB600
Midilux	09.07				ST900	ST900
Probus	02.02				ST900	ST900
Procity	10.09				ST800	ST800
400MH	09.08	1			SB650	SB580

BOVA

Futura	09.01				ST100	ST100
Lexio	09.05-10.10				ST100	ST100
Magiq	10.99-10.10				ST100	ST100
Synergy	09.04				ST800	ST800

CAETANOBUS

Cobus 2500 EL					ST901	ST901
Optimo	01.06				ST800	ST800









CITROEN









Berlingo[M49;M59]	07.96-10.11	1	SF550	SF550	SB550	SB550
Berlingo[B9]	05.08-	1	SF650	SF400	SB650	SB400
C25	07.81-03.94	1			SB500	SB500
Jumper[23]	02.94-02.02	1			SB550	SB550
Jumper[U5]	02.02-05.06	1			SB550	SB550
Jumper[U9]	06.06-	3	SF650	SF550		
Jumpy[G9]	02.07	1			SB700	SB550
Nemo[A9]	02.08	7	SF650	SF480		

DAF

45	05.91-04.01	1			SB500	SB500
65,75,85	02.90-01.08	1			SB600	SB600
95	01.87-12.98				ST550	ST550
95XF	01.97-09.03	1			SB550	SB550
CF65,66,75,76,85,86	01.01	1			SB600	SB600
LF36,45,46,55,56	04.01				ST6060	ST6060



MODEL	YEAR	ARMS	Flat		Classic / Truck	
						
XF95	11.01-12.07				ST550	SB550
XF105,106	02.04				ST550	SB550
DAIHATSU						
HijetPick-up	12.92	1	SF400	SF400	SB400	SB400
HijetVan	12.92	1	SF400	SF400	SB400	SB400
FIAT						
Doblo[223]	07.00 -	1	SF530	SF450	SB530	SB450
Doblo[263]	02.10-	1	SF600	SF400	SB600	SB400
DobloCargo[223]	07.00	1	SF530	SF450	SB530	SB450
DobloCargo[263]	02.10-	1	SF600	SF400	SB600	SB400
Ducato 94[230,231,232,234..]	03.94-03.02	1	SF550	SF550	SB550	SB550
Ducato 02[243,244,245,247..]	04.02-08.06	1	SF550	SF550	SB550	SB550
Ducato06,11,14[250,290]	06.06	3	SF650	SF550		
Fiorino[225]	12.07	7	SF650	SF480		
Scudo[272]	01.07	1			SB700	SB500
Talento16[296]	06.16	3	SF650	SF480		
FORD						
Cargo(Ford-Otosan)	12.06				ST700	ST700
Econovan	08.85-12.99	1			SB400	SB400
Ranger	06.94-06.09	1	SF450	SF450	SB450	SB450
Ranger[TKE]	09.11-08.15	1	SF600	SF400	SB600	SB400
Ranger	09.15-	3	SF600	SF380		
Transit[92,95]	08.91-08.00	1			SB550	SB550
Transit[00]	01.00-07.06	1			SB650	SB550
Transit[06]	04.06-12.13	1	SF750	SF500	SB750	SB500
Transit[14]	01.14-	3	SF750	SF500		
TransitConnect[02]	05.02-12.13	1	SF550	SF500	SB550	SB500
TransitConnect[13]	09.13-	3	SF750	SF750		
TransitCourier	04.14	3	SF700	SF380		
TransitCustom[13]	09.12	3	SF750	SF700		
GAZ						
Gazel	01.97	1			SB500	SB500
Valday	02.04-	1			SB500	SB500
HINO						
Ranger	02.92	1			SB650	SB650
HYUNDAI						
Grace	12.86	1			SB430	SB430
H100	09.96-	1	SF450	SF450	SB450	SB450
H350	04.14-	1	SF650	SF600	SB650	SB600
H-1	10.97-05.07	1			SB650	SB500
H-1	03.08-	1			SB600	SB500
HD65/72	07.04	1			SB500	SB500
HD78	01.06	1			SB500	SB500
HD120	01.06				ST550	SB550
Starex	10.97-12.07	1			SB650	SB500
IRISBUS						
Agora	01.01-12.06				ST100	ST100
						

MODEL	YEAR	ARMS	Flat		Classic / Truck	
 						
Ares	04.02-12.05				ST100	ST100
Axer	01.02-02.07				ST800	ST800
Citelis	09.05-12.13				ST100	ST100
Cityclass	95				ST101	ST101
Crossway	06.06				ST100	ST100
Domino	10.03-12.13				ST100	ST100
Ecodayly	09.07-12.14				ST6060	ST6060
Evady's	12.03-12.13				ST100	ST100
HeulixGX	01.01-12.13				ST800	ST800
Iliade	04.02-04.07				ST100	ST100
Magelys	09.08-12.13				ST100	ST100
M2000 My Way	98-				ST101	ST101

IRIZAR

Century	94-95				ST101	ST101
Century	10.05				ST100	ST100
i4	09.07				ST100	ST100
i4					ST101	ST101
i6					ST101	ST101
PB	09.04				ST100	ST100









ISUZU

D-MAX	01.07	1	SF550	SF480	SB550	SB480
N-Serie(NQR)	08.98	1	SF500	SF500	SB500	SB500
WFR-WFS Serie	02.83-12.96	1			SB450	SB450

IVECO

110	11.85-12.99	1			SB450	SB450
190	09.87-11.98				ST650	ST650
260	06.84-12.99				ST650	ST650
320	01.84-07.96				ST650	ST650
330	06.84-12.99				ST650	ST650
330	10.87-12.95				ST600	ST600
380	09.85-07.01				ST100	ST100
Daily,Grinta	07.89-05.99	1			SB550	SB550
Daily,Grinta	07.89-07.99	1			SB600	SB600
Daily	05.99-07.14				ST6060 (2 pcs.)	
Daily2014	04.14	6	SF630	SF630		
EuroCargo	01.83-08.05				ST650	ST650
EuroCargo	01.91-08.00	1			SB450	SB450
EuroCargo2003	09.03-04.08				ST650	ST650
EuroCargo2003	05.08-01.14	1			ST650	ST650
EuroClass	01.93-11.02				ST100	ST100
EuroMover-Cursor	08.00-03.06				ST650	ST650
EuroStar	04.92-09.04				ST650	ST650
EuroTech	04.92-09.04				ST650	ST650
EuroTrakker	04.92-08.04				ST650	ST650
Stralis	08.02-12.07				ST650	ST650
Stralis	01.08	1			SB650	SB650
Strator	04.10				ST650	ST650



MODEL	YEAR	ARMS	Flat		Classic / Truck	
 						
Trakker	09.04-12.07				ST650	ST650
Trakker	01.08	1			SB650	SB650
TurboStar	03.89-12.00				ST650	ST650
TurboTech	03.80-01.01				ST650	ST650

KASSBOHRER

Setra	09.85-07.01				ST100	ST100
S309 HD	07/91				ST101	ST101
S312 HD	07/91				ST101	ST101
S315 GT	09/94				ST101	ST101
S315-GT HD	09/96				ST101	ST101
S315 HD	07/91				ST101	ST101
S315 HDH	07/91				ST101	ST101
S315 NF	07/91				ST101	ST101
S 300-S 328 S315 UL	09/94				ST101	ST101
S 300-S 328 S317 GT-HD	11/99				ST101	ST101
S 300-S 328 S319 GT-HD	12/98				ST101	ST101
S 300-S 328 S319 NF	12/97				ST101	ST101
S 300-S 328 S319 UL	07/91				ST101	ST101
S 300-S 328 S328 DT	07/91				ST101	ST101
S 300-S 328 SG321 UL	08/95				ST101	ST101
S400 S411HD	01-				ST101	ST101
S400 S415 GT	01-				ST101	ST101
S400 S415 GT HD	01-				ST101	ST101
S400 S415 H	01-				ST101	ST101
S400 S415 NF	01-				ST101	ST101
S400 S416	01-				ST101	ST101
S400 S416 GT HD	01-				ST101	ST101
S400 S417 GT HD / S417 L	01-				ST101	ST101
S400 S431 DT (DT: Double etage)	01-				ST101	ST101

KIA

Besta[TA]	03.90-12.01	1			SB450	SB450
Bongolli	01.04	1			SB550	SB450
K2700	08.04	1	SF530	SF480	SB530	SB480
K2700[SD]	04.98-08.04	1	SF530	SF450	SB530	SB450
K2900	05.07	1	SF530	SF480	SB530	SB480
Pregio[TB]	02.97-04.04	1	SF530	SF450	SB530	SB450
Pregio[TB]	05.04-	1	SF530	SF450	SB530	SB450

LDV GROUPLIMITED

Maxus	01.05				ST550	SB550
-------	-------	--	--	--	-------	-------

LEYLAND

Constructor	01.81-10.99				ST600	ST600
Roadrunner	09.84-10.96	1			SB550	SB550









LEYLAND-DAF

95	04.89-12.01	1			SB500	SB500
----	-------------	---	--	--	-------	-------



MAN

CLA	06.08	1			SB500	SB500
EL-EMSerie	01.93-12.04				ST900	ST900



MODEL	YEAR	ARMS	Flat		Classic / Truck	
 						
E2000Serie	06.96-12.03				ST600	ST600
E2000Serie	09.95-09.01				ST100	ST100
Fserie	07.86-06.03				ST600	ST600
Lion sCity	07.98				ST800	ST800
Lion sCityDD	08.03-08.14				ST900	ST900
Lion sCityDD	07.98-09.06				ST900	ST900
Lion sCityG,GL	10.06				ST900	ST900
Lion sCity, GLC NG					ST901	ST901
Lion sCityLL,M	08.98				ST900	ST900
Lion sCityT,TÜ	06.04-09.07				ST900	ST900
Lion sCityÜ,ÜLL	02.98				ST900	ST900
Lion sClassic,ClassicG	06.03-10.06				ST900	ST900
Lion sCoach	09.02				ST100	ST100
Lion sComfort	01.98-12.01				ST100	ST100
Lion sComfort RN 313 / 353 / R353	09/96-				ST101	ST101
Lion sRegio	06.04-				ST100	ST100
Lion sStar	01.93-09.01				ST100	ST100
Lion sStar FRH 402	93-04				ST101	ST101
Lion sStar FRH 422	93-04				ST101	ST101
Lion sStar RH 403					ST101	ST101
Lion sStar RH463	92-04				ST101	ST101
Lion sTopCoach	06.99-01.04				ST100	ST100
L2000	10.93-12.06	1			SB500	SB500
M2000	08.95-09.01				ST600	ST600
M2000L	06.98-09.06	1			SB500	SB500
M2000M	06.98-07.05				ST600	ST600
NGSerie	06.90-11.99				ST900	ST900
NGSerie	07.98-09.06				ST900	ST900
NL NG 313					ST901	ST901
NL	09.89-04.93				ST900	ST900
NL	04.94				ST900	ST900
NL	07.98-12.01				ST800	ST800
NL223	99-				ST901	ST901
NL232					ST901	ST901
NL263					ST901	ST901
NL 313 Lion's City					ST901	ST901
NL 313 Lion's City M					ST901	ST901
NL 313 Lion's City Hybrid					ST901	ST901
NM	02.96-09.06				ST900	ST900
NÜ	09.96				ST900	ST900
NÜ 263	Sep-96				ST101	ST101
RH	07.98-09.01				ST100	ST100
SG-Serie	09.85-06.97				ST800	ST800
SÜ	01.87-06.97				ST100	ST100
SÜ	11.99-09.06				ST900	ST900
TG					ST901	ST901
TGA	03.99-05.10				ST650	ST650



MODEL	YEAR	ARMS	Flat		Classic / Truck	
 						
TGL	05.05				ST700	ST700
TGL[euro6]	06.13				ST700	ST700
TGM	10.05				ST650	ST650
TGM	10.05				ST700	ST700
TGM[euro6]	06.13				ST700	ST700
TGS	09.07				ST650	ST650
TGS[euro6]	10.12				ST700	ST700
TGX	09.07				ST650	ST650
TGX[euro6]	10.12				ST700	ST700
ÜL	09.89-09.96				ST100	ST100
ÜL	09.96-09.06				ST100	ST100
ÜL UL 313	09/96-				ST101	ST101
ÜL UL 353	99-				ST101	ST101
8t	09.87-05.95	1			SB500	SB500
8t	02.95-09.01	1			SB500	SB500
9t	09.87-05.95	1			SB400	SB400
12t	08.88-06.97				ST600	ST600
12t	07.98-09.06				ST900	ST900
14t	08.88-06.97				ST600	ST600
14t	07.98-10.06				ST900	ST900
17t	08.88-06.96				ST600	ST600
18t	09.90-06.96				ST600	ST600
41t	02.90-06.96				ST600	ST600









MAZDA

SerieB[UF/UN]	03.96-03.06	1	SF450	SF450	SB450	SB450
E-Serie	02.84-01.10	1			SB400	SB400









MERCEDES BENZ

Actros[SKN]	09.96-09.03				ST700	ST700
ActrosII[MP2]	04.03-12.08				ST700	ST700
ActrosIII[MP3]	06.08				ST700	ST700
Actros[963]	09.11				ST701	ST701
Antos	09.12				ST701	ST701
Arocs[964]	04.13				ST701	ST701
Atego[LKN]	01.98-10.04	1			SB650	SB650
Ategotll	09.04	1			ST650	ST650
Axor	01.02-08.06	1			SB650	SB650
Axorll	09.04	1			SB650	SB650
Citan	07.12	1	SF550	SF530	SB550	SB530
Citan	07.12	7	SF580	SF530		
Citaro	01.98				ST900	ST900
Cito	97-				ST101	ST101
Conecto	05.01-08.07				ST100	ST100
Conecto	09.07				ST900	ST900
Econic	03.98				ST600	ST600
IntegroI,II	09.99				ST100	ST100
Integro					ST101	ST101
Intouro	01.00-03.07				ST100	ST100



MODEL	YEAR	ARMS	Flat		Classic / Truck	
 						
Intouro					ST101	ST101
MB	01.87-01.96	1			SB450	SB450
O100	01.94	1			SB500	SB500
O345	10.95				ST100	ST100
O402	02.86-02.01				ST800	ST800
O404	09.91-10.99				ST100	ST100
O405	01.85-02.01				ST800	ST800
O405	10.89-08.98				ST900	ST900
O560(Intouro)	01.00-03.07				ST100	ST100
Sprinter[T1N]	02.95-05.06	1	SF600	SF530	SB600	SB530
Sprinter[NCV3]	04.06	6	SF650	SF600		
Tourino	01.04				ST900	ST900
Tourino	01.04-				ST100	ST100
Touro	02.02-08.09				ST900	ST900
Touro	02.02-08.09				ST100	ST100
Tourismo	10.95				ST100	ST100
Travego	10.99				ST100	ST100
Unimog	11.86-	1			SB500	SB500
Unimog	05.88-02.01	1			SB450	SB450
Unimog	04.00				ST800	ST800
Unimog	10.07	1			SB600	SB600
Unimog	01.08	1			SB500	SB500
UX-Serie	08.96				ST650	ST650
Vario[T2W]	01.96-12.13	1			SB600	SB600
Vito [638 TON]	11.95-09.03				ST6565 (2 pcs)	
Vito [639 TON]	10.03-08.05		SF700	SF650		
Vito [639 TON]	09.05-12.14		SF700	SF650		
Zetros	08.09	1	SF530	SF550	SB530	SB550
5t	03.89-02.01				ST600	ST600
7t	09.86-02.01				ST600	ST600
8t[LK]	03.84-12.99				ST600	ST600
9t[LK]	02.87-12.99				ST600	ST600
11t[LK]	03.84-12.99				ST600	ST600
12t[LK]	03.94-12.99				ST600	ST600
12t[MK]	07.89				ST650	ST650
13t[LK]	07.84-12.99				ST600	ST600
14t[MK]	06.89				ST650	ST650
15t[LK]	10.88-02.01				ST600	ST600
16t[MK]	02.93-08.94				ST650	ST650
17t[LK]	01.84-12.98				ST600	ST600
17t[MK; SK]	07.88-02.01				ST650	ST650
18t[MK;SK]	12.90				ST650	ST650
19t[MK;SK]	12.87-09.96				ST650	ST650
20t[LK]	01.84-12.98				ST600	ST600
20t[SK]	01.91-02.01				ST650	ST650
23t[MK]	02.93-09.96				ST650	ST650
24t[MK]	12.87-09.96				ST650	ST650



MODEL	YEAR	ARMS	Flat		Classic / Truck	
 						
24t[SK]	07.88-09.96				ST650	ST650
25t[MK;SK]	12.90				ST650	ST650
26t[SK]	07.88-09.96				ST650	ST650
30t[SK]	02.91-02.01				ST650	ST650
32t[SK]	07.87-02.01				ST650	ST650
35t[SK]	09.87-09.96				ST650	ST650
44t[SK]	10.89-02.01				ST650	ST650

MITSUBISHI

Canter[FB]	05.96-02.05				ST550	ST550
Canter[FE]	01.86-09.96	1			SB550	SB550
Canter[FE]	05.96-02.05	1			SB450	SB450
Canter[FE]	10.96-	1			SB550	SB550
L300[P]	11.86-12.01	1	SF450	SF450	SB450	SB450
L300Exceed	02.00	1			SB400	SB400

MULTICAR

M25,M26,M27,M31	01.85				ST650	ST650
-----------------	-------	--	--	--	-------	-------









NEOPLAN

Centroliner N4411 / N4426					ST901	ST901
Cityliner	09.85-12.00				ST800	ST800
Cityliner	01.06				ST800	ST800
Clubliner	10.81-09.95				ST100	ST100
Clubliner	02.86-09.95				ST800	ST800
Jetliner	10.81				ST100	ST100
Jumbocruiser	08.83-12.96				ST100	ST100
Jumbocruiser	02.86-12.96				ST800	ST800
Skyliner	02.86-05.10				ST800	ST800
Skyliner	06.01-05.10				ST700	ST700
SL	01.81-12.96				ST800	ST800
Spaceliner	08.83-05.01				ST800	ST800
Starliner[516]	08.96				ST800	ST800
Starkner[521]	08.04				ST900	ST900
Tourliner	11.03				ST100	ST100
Transliner	01.91-12.98				ST100	ST100
Transliner N312	91-				ST101	ST101
Transliner N314	91-				ST101	ST101
Transliner N316 L/U/K/SHD	91-				ST101	ST101
Transliner N318					ST101	ST101
Transliner N321U					ST101	ST101
Transliner N4008, N 4012 N 4017 MIC					ST101	ST101
Trendliner	02.04-03.10				ST100	ST100

NISSAN

Atleon	09.99	1			SB600	SB550
Cabstar[F24]	09.06-	1			SB500	SB500
CabstarE[TLO]	10.98-08.06	1			SB450	SB450
ECO-T	07.96-08.99	1			SB500	SB500
Interstar[X70]	07.02-06.10				ST6060	
Kubistar[X76]	07.03-03.09	1	SF500	SF500	SB500	SB500



MODEL	YEAR	ARMS	Flat		Classic / Truck	
 						
Navara[D22]	06.00	1	SF480	SF480	SB480	SB480
Navara [D23M]	11.15	1	SF600	SF400	SB600	SB400
Navara [D40;D40M]	05.05	1	SF600	SF480	SB600	SB480
NP300[D22]	09.08	1	SF480	SF480	SB480	SB480
NV400[X62]	09.11	1	SF650	SF650	SB650	SB650
NT400[F91]	12.14	1			SB500	SB500
Primastar[X83]	07.02	1	SF600	SF530	SB600	SB530
Trade	10.83-12.99	1	SF500	SF500	SB500	SB500
Urvan[E24]	11.86-06.97	1			SB480	SB480
Vanette[C220]	04.87-11.94	1			SB450	SB450
Vanette[GC22]	09.86-12.96	1			SB530	SB480
VanetteCargo[C23M]	07.92-11.01	1			SB600	SB600

OPEL

Arena	03.98-08.01	1			SB500	SB500
Combo[Tour]	10.01-01.12	1	SF500	SF400	SB500	SB400
Combo[D]	02.12	3	SF600	SF400		
Euromidi	09.88-08.96	1			SB450	SB450
Movano[A]	06.98-03.10				ST6060	
Movano[B]	04.10	1	SF650	SF650	SB650	ST650
Vivaro[A]	03.01	1	SF600	SF530	SB600	SB530
Vivaro[B]	10.14	1	SF650	SF480		

OTOKAR

Centro	09.09				ST700	ST700
Kent	09.09				ST100	ST100
Navigo	09.02				ST800	ST800
Territo	09.09				ST100	ST100
Vectio	04.07				ST100	ST100

PEGASO

1200-Serie	04.87	1			SB500	SB500
------------	-------	---	--	--	-------	-------

PEUGEOT

Bipper[A9]	02.08	7	SF650	SF480		
Boxer[U3,U5]	02.94-05.06				ST550	SB550
Boxer[U9]	06.06	3	SF650	SF550		
Expert[U64]	09.95-01.07	1	SF650	SF500	SB650	SB500
Expert [G9]	02.07-	1			SB650	SB500
Partner[M4;M5]	07.96-10.11		SF550	SF550	SB550	SB550
Partner[B9]	05.08	3	SF650	SF400		









PIAGGIO

Porter	10.94	1	SF400	SF400	SB400	SB400
--------	-------	---	-------	-------	-------	-------

RENAULT

110	06.80-01.95	1			SB500	SB500
Agora	09.94				ST100	ST100
Agora	09.94				ST700	ST700
Agora	09.94	1			SB450	SB450
Ares	04.98				ST100	ST100
B	01.86-06.94				ST700	ST700
C[Ligne 3]	10.82-10.98	1			SB500	SB500



MODEL	YEAR	ARMS	Flat		Classic / Truck	
 						
C[Ligne 3]	06.13				ST6060	
CBH-Serie	04.86-10.98	1			SB500	SB500
CLM	04.86-10.98	1			SB500	SB500
CLR	05.86-10.98	1			SB500	SB500
D	06.13	1			ST6060	
D	06.13	1			ST550	ST550
FR	01.84-12.96				ST100	ST100
G	03.84-06.97	1			SB500	SB500
Iliade	10.96-09.01				ST100	ST100
Kangool[FC./KC.]	10.97-12.07	1	SF500	SF500	SB500	SB500
KangoolI[FW./KW.]	01.08	1	SF550	SF530	SB550	SB530
KangoolII[FW./KW.]	01.08	3	SF650	SF400		
Kerax	06.97-10.05				ST701	ST701
Kerax	11.05-				ST6565	
Magnum	09.90				ST700	ST700
Mascott	01.99				ST6060	
Master	09.80-09.97	1			SB600	SB600
Master	10.97-04.10				ST6060	
MasterII	02.10	1	SF650	SF650	SB650	SB650
Maxity	03.07	1	SF500	SF500	SB500	SB500
Midliner	10.86-12.01	1			SB500	SB500
Midliner	06.89-12.01				ST600	ST600
Midlum	03.00-04.06				ST6060	
MidlumII	05.06				ST6060	
PR	06.84				ST700	ST700
Premium	02.96-10.05				ST701	ST701
Premium	11.05-04.06				ST6565	
PremiumII	09.05				ST6565	
R	01.86-10.96	1			SB500	SB500
R	11.86-12.03				ST100	ST100
R	05.88-10.96	1			SB450	SB450
S	06.80-10.96	1			SB600	SB600
Traficl	09.80-05.01	1	SF500	SF500	SB500	SB500
TraficII[EL./FL./JL.]	05.01	1	SF600	SF530	SB600	SB530
Trafic III[EG/FG/JG]	05.14	3	SF650	SF480		
Winnebago	03.88-12.00	1			SB450	SB450





















SCANIA









93	03.88-08.97	1			SB600	SB600
93[BUS]	11.87-12.01	1			SB600	SB600
94	08.96-09.04				ST700	ST700
94[BUS]	03.97				ST700	ST700
110 Omlne	11.00-					
113	05.88-12.00	1			SB600	SB600
113[BUS]	12.88-08.98	1			SB600	SB600
114	02.96-09.04				ST700	ST700
124	03.95-09.04				ST700	ST700
143	03.88-06.98	1			SB600	SB600



MODEL	YEAR	ARMS	Flat		Classic / Truck	
 						
144	1.96-08.01				ST700	ST700
164	04.00-09.04				ST700	ST700
Citywide LE					ST101	ST101
G-,P-,R-,T-Serie	02.04				ST701	ST701
Touring	10.09				ST100	ST100
Touring					ST101	ST101
SEDDONATKINSON						
Strato	01.01-10.06				ST650	ST650
SEDDONDIESEL						
201	01.80	1			SB550	SB550
301	01.80	1			SB550	SB550
400	01.80	1			SB550	SB550
SETRA						
ComfortClass400	02.03				ST100	ST100
MultiClass400	01.05				ST100	ST100
Setra	03.95-07.01				ST100	ST100
TopClass400	02.03				ST100	ST100
SISU						
R	05.77	1			SB400	SB400
SK,SM,SR	09.81-12.95				ST600	ST600
SOLARIS						
Urbino	01.99				ST800	ST800
InterUrbino	06.10				ST800	ST800
Vacanca/Vacanza	01.02				ST100	ST100
SOLBUS						
Soltour	09.07				ST100	ST100
Solway	09.07				ST100	ST100
STEYR						
Pinzgauer	10.86-12.96	1			SB350	SB350
8S-17S	04.86	1			SB500	SB500
SUZUKI						
Carry[ED]	10.85-03.99	1			SB430	SB430
Carry[FD]	03.99-03.09	1	SF400	SF400	SB400	SB400
CarryVan[ED]	10.85-03.99	1			SB430	SB430
TATRA						
T815	03.83	1			SB550	SB550
TEMSA						
Avenue	01.10				ST100	ST100
Diamond	09.04				ST800	ST800
Metropol	10.06				ST100	ST100
Opalin	09.05				ST900	ST900
Prestij	01.07				ST900	ST900
Safari	10.06				ST100	ST100
Safir	01.99				ST100	ST100
Tourmalin	10.06				ST100	ST100
Tourmalin IC					ST901	ST901



MODEL	YEAR	ARMS	Flat		Classic / Truck						
 											
TOYOTA											
CorollaVan	09.91-06.02	1	SF500	SF450	SB500	SB450					
Dyna	08.87-05.95	1			SB400	SB400					
Dyna	05.95-08.01	1			SB430	SB430					
Dyna	10.00	1	SF500	SF500	SB500	SB500					
Hiace[KLH]	08.01	1	SF530	SF530	SB530	SB530					
Hiace[LXH]	08.95-12.95	1	SF500	SF400	SB500	SB400					
Hiace[LXH]	01.96-08.01	1	SF530	SF550	SB530	SB550					
Hiace[RCH]	08.95-12.95	1			SB500	SB450					
Hiace[RCH]	01.96-11.09	1	SF530	SF550	SB530	SB530					
HiaceVan[LH;ZH]	08.89-12.95	1			SB500	SB450					
HiaceVan[LH, LXH, ZH]	08.96-02.06	1	SF530	SF550	SB530	SB550					
HiaceWagon[LH;ZH]	08.89-12.95	1			SB500	SB450					
HiaceWagon[LH;ZH]	08.96-02.06	1	SF530	SF550	SB530	SB550					
Hilux[N16/N17]	08.97	1			SB430	SB430					
Hilux[Raider]	05.05	1	SF530	SF480	SB530	SB480					
Hilux[N15;N25;N26;N35]	07.05	1	SF530	SF480	SB530	SB480					
HiluxPickup[N8...19]	08.88-08.05	1			SB430	SB430					
LandCruiser	01.98-06.04	1	SF480	SF480	SB480	SB480					
Proace	06.13	1			SB700	SB500					
Tundra	11.06		SF650	SF550							
VANHOOL											
A	07.92				ST900	ST900					
AG	06.91				ST900	ST900					
AGG	09.09				ST900	ST900					
T9Acron	10.05				ST100	ST100					
T9Acron	10.05				ST550	ST550					
T9Alicron	10.06				ST100	ST100					
T9Altano	10.08				ST100	ST100					
T9Astromega	10.08				ST800	ST800					
T9Astromega	10.08				ST600	ST600					
T9Astromega	10.08				ST700	ST700					
T9Astron	10.08				ST100	ST100					
VDL											
Arrow 30					ST101	ST101					
Arrow 70					ST101	ST101					
FuturaFHD	11.10				ST100	ST100					
Mistral 70					ST101	ST101					
VOLVO											
7700	06.06				ST100	ST100					
7900, 8900.	10.10				ST900	ST900					
9500,9700,9900	04.01				ST100	ST100					
9500,9700,9900					ST101	ST101					
B10M	01.94-09.01				ST800	ST800					
B12B	06.01				ST100	ST100					
B12M					ST101	ST101					
B8700	08.02				ST100	ST100					
 1 A	 2 C	 3 B2	 4 E	 5 D	 6 B1	 7 B3	 8 F	 9 H	 10 B7	 11 B4	 12 B8

MODEL	YEAR	ARMS	Flat		Classic / Truck	
 						
FE	05.06				ST6565	
FHII	09.12				ST701	ST701
FH,FH12,FH16	08.93				ST650	ST650
FL,FL6	05.00				ST6060	
FL7,FL12	09.85-12.01				ST700	ST700
FM,FM7,FM9,FM10,FM12	09.98				ST650	ST650
FMX	03.10				ST650	ST650
N12	09.83-01.98	1			SB400	SB400
NH12	05.99	1			SB650	SB650

VOLKSWAGEN

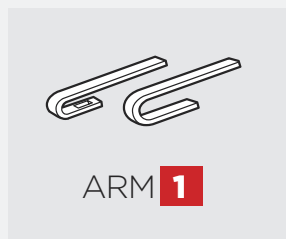
Amarok[7E]	09.10-04.12	1	SF600	SF550	SB600	SB550
Amarok[7E]	05.12	3	SF600	SF600		
Caddy[2K]	02.04-10.06	2	SF600	SF450		
Caddy[2K]	11.06-08.10	3	SF600	SF450		
Caddy[2C]	09.10-05.15	3	SF600	SF450		
Caddy[SA]	05.15	3	SF600	SF450		
CaddyPickup[9U7]	06.96-12.00	1	SF530	SF450	SB530	SB450
CaliforniaT4[70,7D]	09.90-06.03	1	SF530	SF530	SB530	SB530
CaliforniaT5[7H]	02.03-11.09	1	SF600	SF600	SB600	SB600
CaliforniaT5[7E]	09.09-05.13	1	SF600	SF550	SB600	SB550
CaliforniaT5[7E]	06.13-08.15	1	SF600	SF550	SB600	SB550
California T6 [SG]	04.15	1			SB600	SB530
CaravelleT4[70,7D]	09.90-06.03	1	SF530	SF500	SB530	SB500
CaravelleT5[7H]	02.03-11.09	1	SF600	SF600	SB600	SB600
CaravelleT5[7E]	09.09-05.13	1	SF600	SF580	SB600	SB580
CaravelleT5[7E]	06.13-08.15	1	SF600	SF600		
CaravelleT6[SG]	04.15	1	SF600	SF600		
Crafter[2E]	04.06	1	SF650	SF600		
Eurovan[70]	10.92-05.00	1	SF530	SF550	SB530	SB550
LT[2D,2H]	05.96-04.06	1	SF600	SF550	SB600	SB550
MultivanT4[70,7D]	09.90-06.03	1	SF530	SF500	SB530	SB500
MultivanT5[7H]	02.03-11.09	1	SF600	SF600	SB600	SB580
MultivanT5[7E]	09.09-05.13	1	SF600	SF550	SB600	SB550
MultivanT5[7E]	06.13-08.15	3	SF600	SF600		
MultivanT6[SG]	04.15	3	SF600	SF600		
TransporterT3[24,25]	08.82-07.92	1			SB450	SB450
TransporterT4[70,7D]	08.82-07.92	1	SF530	SF500	SB530	SB500
TransporterT5[7H;7J]	02.03-11.09	1	SF600	SF600	SB600	SB600
Transporter[7E]	09.09-05.13	1	SF600	SF550	SB600	SB550
Transporter[7E]	06.13-08.15	3	SF600	SF600		
TransporterT6[SG]	04.15	3	SF600	SF600		





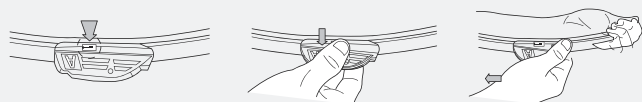
ADAPTER **A**

La spazzola viene confezionata con l'adattatore **A** montato
*Wiper blades is packaged with the adapter **A** installed*



..... Come sostituire l'adattatore / How to replace the adapter

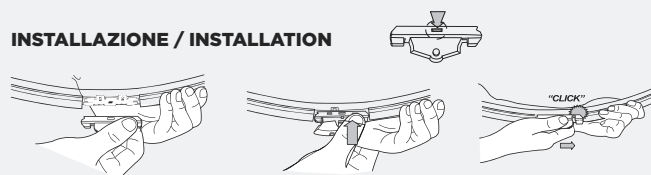
RIMOZIONE / DETACHMENT



Capovolgere la spazzola e premere il tasto del fermo del bloccaggio.
Turn the brush and press the locking key.

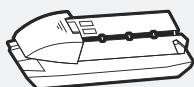
Far scivolare la spazzola e rimuovere l'adattatore.
Slide the brush and remove the adapter.

INSTALLAZIONE / INSTALLATION



Posizionare il nuovo adattatore nelle 6 fessure e tirare la spazzola fino al bloccaggio.

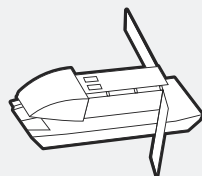
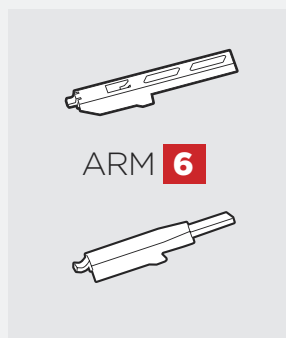
Place the new adapter in the 6 slots of the slide and pull the brush until it locks.



ADAPTER **B1**

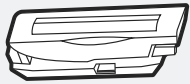


La base B è indispensabile per montare gli adattatori B1,B2,B3,B4.
The base B is essential to assemble the adapters B1, B2, B3, B4.

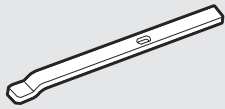


ADAPTER **B2**





ADAPTER **B3**



ARM **7**

1



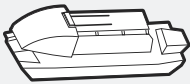
Inserire il braccio nella parte posteriore dell'adattatore.
Insert the arm in the back side of adapter.

2

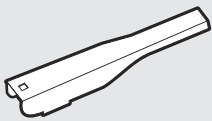


LOCK

Spingere la spazzola fino al bloccaggio.
Push the wiper until it locks lock.



ADAPTER **B4**



ARM **11**

1



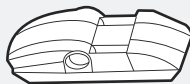
Alloggiare il braccio dalla parte posteriore dell'adattatore.
House the arm from the back side of adapter.

2

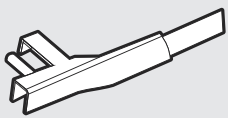


LOCK

Inserire il bottone nel foro apposito.
Insert the button to its hole.



ADAPTER **C**



ARM **2**

1

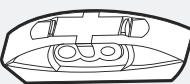


Inserire il perno nel foro apposito.
Insert the pin to its hole.

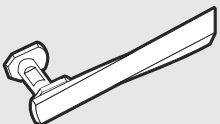
2



Ripiegare il braccio sulla spazzola all'indietro.
Fold the arm on the back.



ADAPTER **D**



ARM **5**

1



Estrarre il blocco dal corpo dell'adattatore.
Pull out the block from the adapter.

2

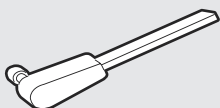


Alloggiare il braccio verticalmente e piegare la spazzola.
House the arm vertically and bend the wiper.

3



Chiudere il cappuccio.
Close the hood.



ARM **5**

1



Estrarre il blocco dal corpo dell'adattatore.
Pull out the block from the adapter.

2

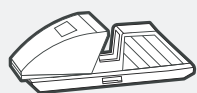


Alloggiare il perno del braccio nel foro apposito.
Insert the pin arm on the right hole.

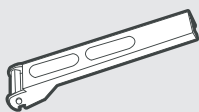
3



Inserire il bloccaggio nell'adattatore.
Insert the lock on the adapter.



ADAPTER **E**



ARM **4**

1



Premere il tasto e slittare in avanti il cappuccio dell'adattatore.
Press the button and slide forward the cap adapter.

2



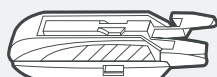
Alloggiare il perno del braccio nella fessura.
Insert the pin arm in the slot.

3

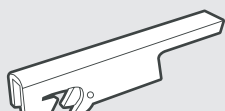
LOCK



Chiudere il cappuccio fino al bloccaggio.
Close the hood until it locks.



ADAPTER **F**



ARM **8**

1



Inserire la punta del braccio nell'alloggiamento sopra l'adattatore.
Insert the tip of the arm into the slot of adapter.

2

LOCK

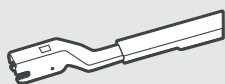


CLICK

Bloccare la parte posteriore del braccio con gli appositi fermi.
Lock the back of the arm with the two stops.



ADAPTER **B7**



ARM **10**

1



Alloggiare il braccio dalla parte posteriore dell'adattatore.
Insert the arm from the tail of the adapter

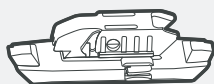
2

LOCK



CLICK

Inserire il bottone nell'apposito alloggiamento.
Insert the button to its hole



ADAPTER **B8**



ARM **12**

1



Alloggiare il braccio dalla parte posteriore dell'adattatore.
House the arm from the rear side of the adapter

2

LOCK

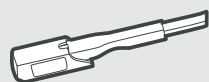


CLICK

Spingere la spazzola fino al bloccaggio.
Block the arm on the adapter.



ADAPTER **H**



ARM **9**

1



Inserire la punta del braccio nell'alloggiamento
Insert the cap of the arm into the adapter

2



Spingere la spazzola e posizionare il bottone posteriore dell'adattatore nell'apposito alloggiamento.
Push the wiper and place the rear button of the adapter in the appropriate housing

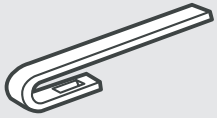
3

LOCK



Spingere la spazzola fino al bloccaggio.
Push the wiper until it locks lock

STREET VISION
SPARBLADE
CLASSIC



HOOK

1



2

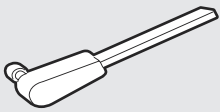


BAIONET

1



2



SIDE PIN

1



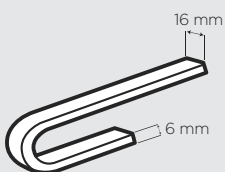
2



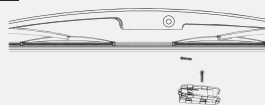
STREET VISION
SPARBLADE
TRUCK



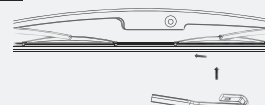
ADAPTER **H16**



1



2



3

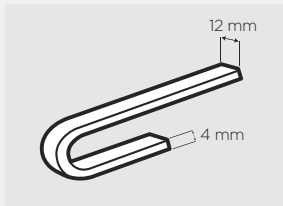




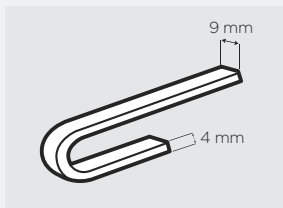
Ogni misura dispone degli adattatori necessari per l'applicazione.
Each measure has the adapters needed for that application.



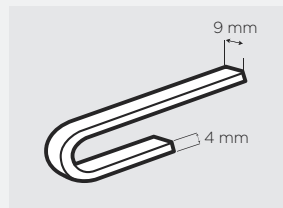
ADAPTER **H19**



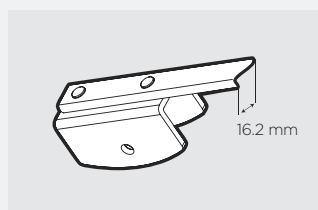
ADAPTER **H22**



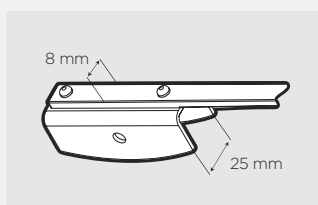
ADAPTER **H24**



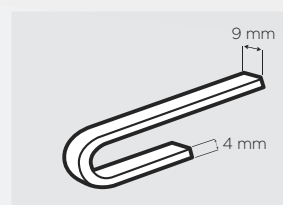
ADAPTER **S61**



ADAPTER **S65**



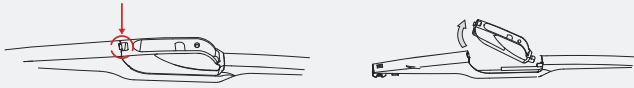
ADAPTER **M92**





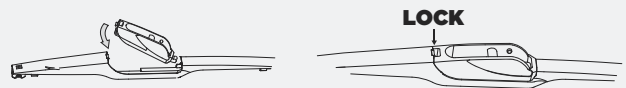
Come sostituire l'adattatore · How to replace the adapter.

RIMOZIONE · DETACHMENT

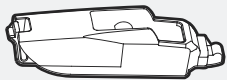


Sbloccare il fermo e sollevare l'adattatore.
Unlock the stop and lift the adapter.

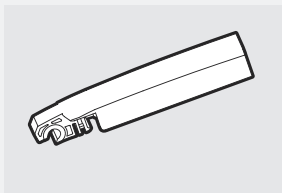
INSTALLAZIONE · INSTALLATION



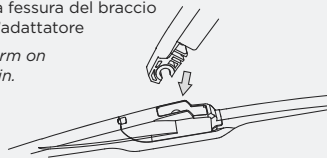
Appoggiare l'adattatore dalla parte posteriore e bloccare la parte anteriore.
Place the adapter from the back and lock the front.



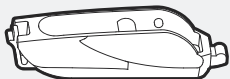
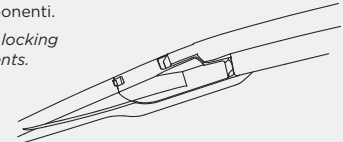
ADAPTER **RH4**



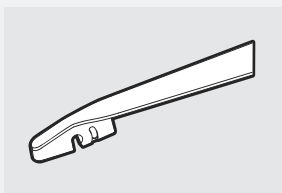
1 Appoggiare la fessura del braccio sul perno dell'adattatore
Housing the arm on the adapter pin.



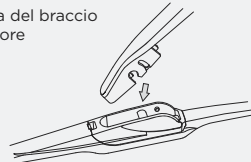
2 Premere fino al bloccaggio dei componenti.
Press for locking components.



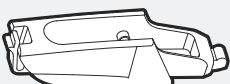
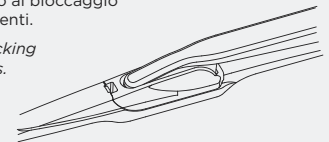
ADAPTER **RH3**



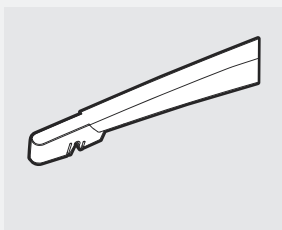
1 Appoggiare la fessura del braccio sul perno dell'adattatore
Housing the arm on the adapter pin.



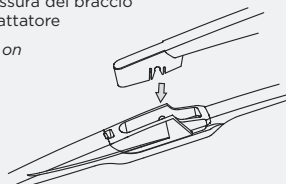
2 Premere fino al bloccaggio dei componenti.
Press for locking components.



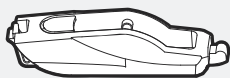
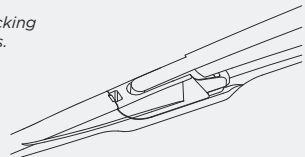
ADAPTER **RH1**



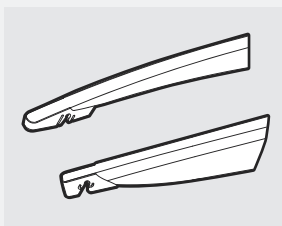
1 Appoggiare la fessura del braccio sul perno dell'adattatore
Housing the arm on the adapter pin.



2 Premere fino al bloccaggio dei componenti.
Press for locking components.



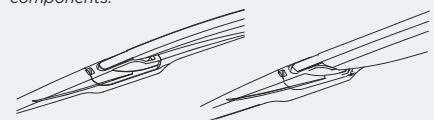
ADAPTER **RH2**



1 Appoggiare la fessura del braccio sul perno dell'adattatore
Housing the arm on the adapter pin.

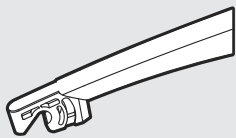


2 Premere fino al bloccaggio dei componenti.
Press for locking components.

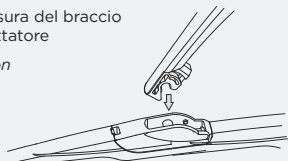




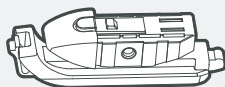
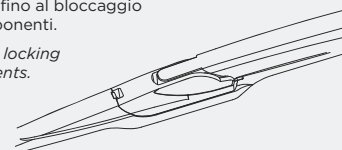
ADAPTER **RH5**



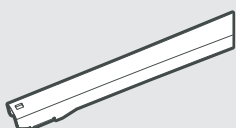
- 1** Appoggiare la fessura del braccio sul perno dell'adattatore
Housing the arm on the adapter pin.



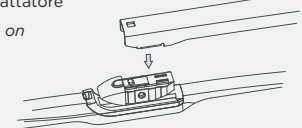
- 2** Premere fino al bloccaggio dei componenti.
Press for locking components.



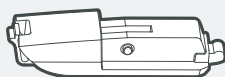
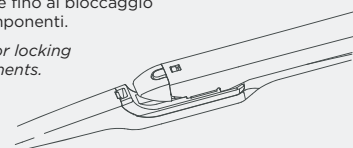
ADAPTER **RH8**



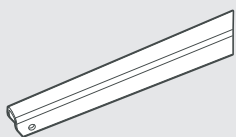
- 1** Appoggiare la fessura del braccio sul perno dell'adattatore
Housing the arm on the adapter pin.



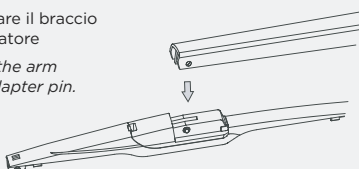
- 2** Premere fino al bloccaggio dei componenti.
Press for locking components.



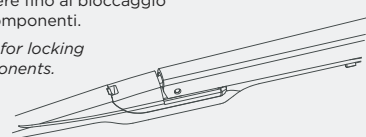
ADAPTER **RH6**



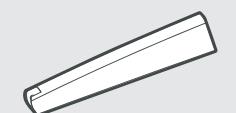
- 1** Appoggiare il braccio sull'adattatore
Housing the arm on the adapter pin.



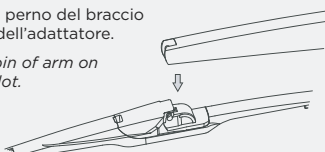
- 2** Premere fino al bloccaggio dei componenti.
Press for locking components.



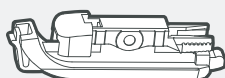
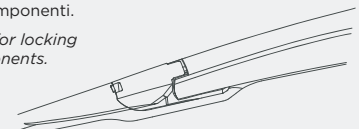
ADAPTER **RH7**



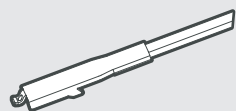
- 1** Appoggiare il perno del braccio nella fessura dell'adattatore.
Housing the pin of arm on the adapter slot.



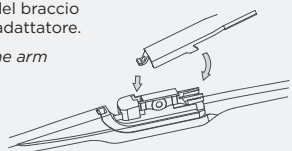
- 2** Premere fino al bloccaggio dei componenti.
Press for locking components.



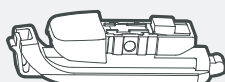
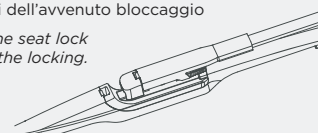
ADAPTER **RH9**



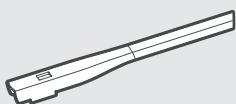
- 1** Inserire la punta del braccio nella fessura dell'adattatore.
Insert the tip of the arm into the slot.



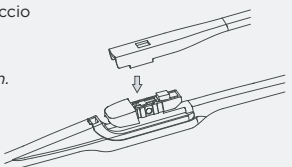
- 2** Piegare indietro il blocco posteriore e assicurarsi dell'avvenuto bloccaggio
Fold back the seat lock and ensure the locking.



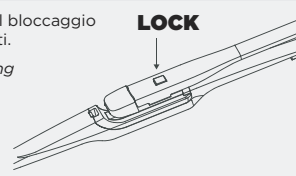
ADAPTER **RH10**



- 1** Appoggiare il braccio sull'adattatore
Housing the arm on the adapter pin.



- 2** Premere fino al bloccaggio dei componenti.
Press for locking components.

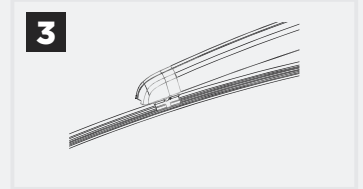
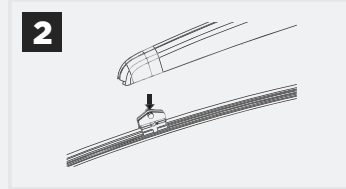
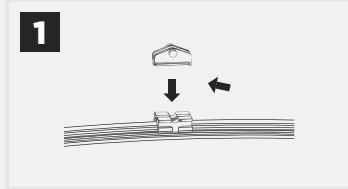
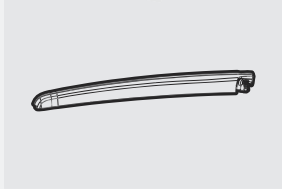


In ogni scatola sono presenti tutti gli adattatori. · In each box there are all adapters.

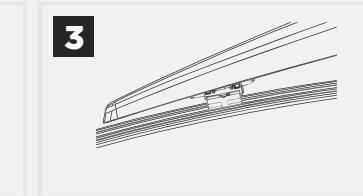
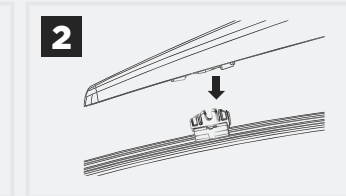
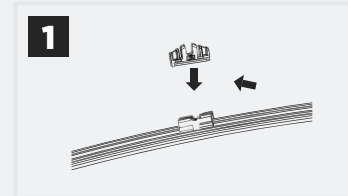
STREET VISION
REAR FLAT



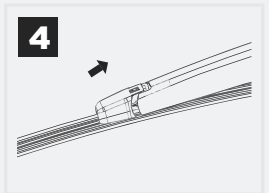
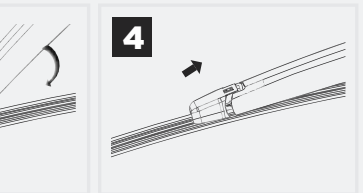
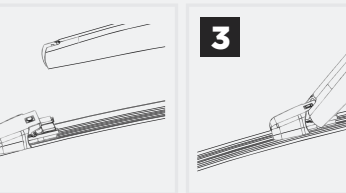
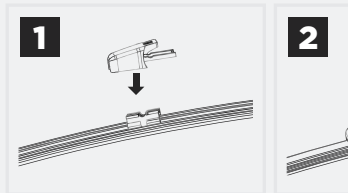

ADAPTER **A**



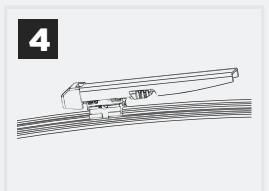
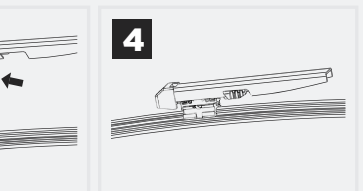
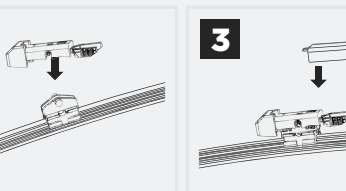
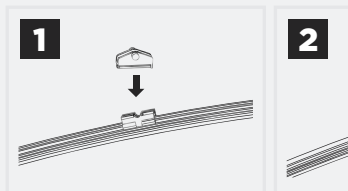
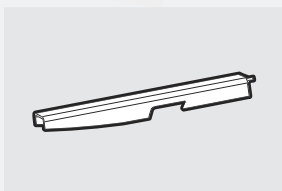
ADAPTER **B**



ADAPTER **C**



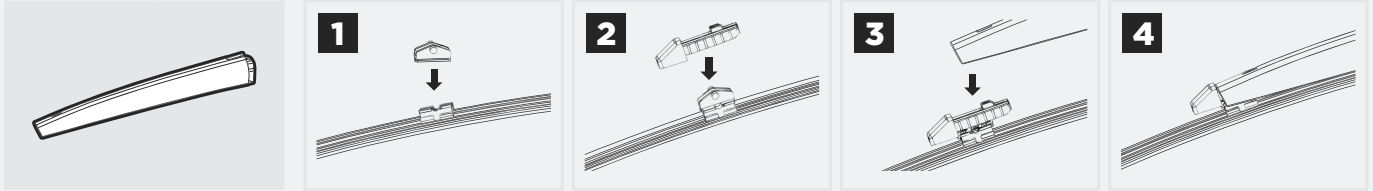
ADAPTER **A+E**



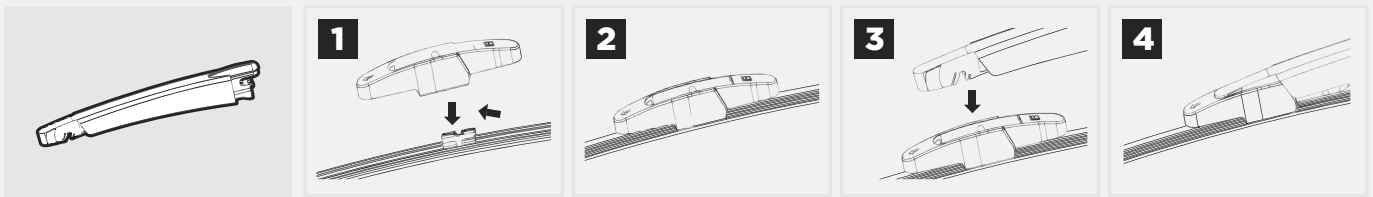
STREET VISION
REAR FLAT



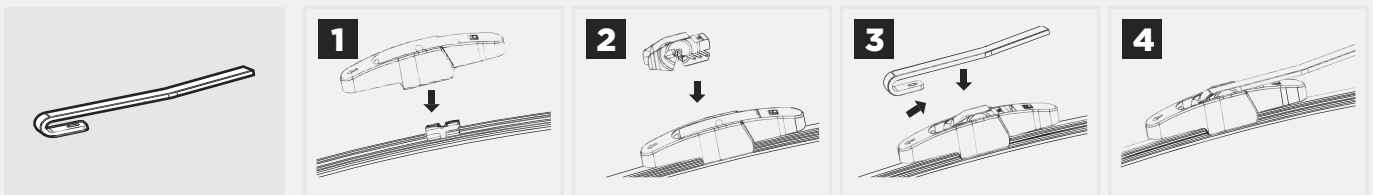
ADAPTER **A+D**



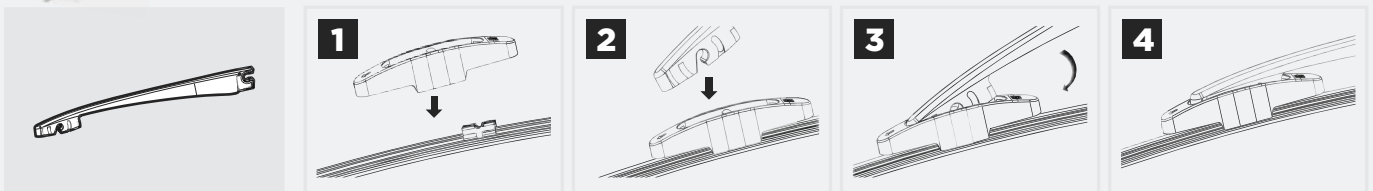
ADAPTER **F**










ADAPTER **H**










ADAPTER **G**










CROSS REFERENCE

BOSCH		FLAT		HYBRID		CLASSIC		REAR
Short Code	Long Code							
280	3397118801					SB280	SB280	
340	3397118700	SF350	SF350	SH350	SH350	SB330	SB330	
361	3397001361	SF500	SF400	SH500	SH400	SB500	SB400	
400	3397118610	SF400	SF400	SH400	SH400	SB400	SB400	
405	3397005800	SF550	SF550	SH550	SH550	SB550	SB550	
408	3397118408	SF530	SF530	SH530	SH530	SB530	SB530	
420	3397118500	SF400	SF400	SH400	SH400	SB400	SB400	
450	3397118505	SF450	SF450	SH450	SH450	SB450	SB450	
472	3397001472	SF450	SF400	SH450	SH400	SB450	SB400	
480	3397118540	SF480	SF480	SH480	SH480	SB480	SB480	
481	3397118542	SF480	SF450	SH480	SH450	SB480	SB450	
500	3397118560	SF500	SF500	SH500	SH500	SB500	SB500	
502	3397118563	SF500	SF450	SH500	SH450	SB500	SB450	
503	3397118565	SF500	SF480	SH500	SH480	SB500	SB480	
530	3397118400	SF530	SF530	SH530	SH530	SB530	SB530	
531	3397118402	SF530	SF450	SH530	SH450	SB530	SB450	
533	3397118405	SF530	SF480	SH530	SH480	SB530	SB480	
534	3397010271	SF530	SF350	SH530	SH350	SB530	SB380	
543	3397001543	SF600	SF500	SH600	SH500	SB600	SB500	
550	3397118420	SF550	SF550	SH550	SH550	SB550	SB550	
551	3397118422	SF550	SF500	SH550	SH500	SB550	SB500	
552	3397010405	SF550	SF400	SH550	SH400	SB550	SB400	
553	3397010274	SF550	SF350	SH550	SH350	SB550	SB350	
576	3397118452	SF550	SF450	SH550	SH450	SB580	SB450	
577	3397010298	SF550	SF350	SH550	SH350	SB580	SB380	
600	3397018300	SF600		SH600		SB600		
601	3397118304	SF550	SF400	SH550	SH400	SB580	SB400	
603	3397118301	SF600	SF600	SH600	SH600	SB600	SB600	
605	3397010270	SF600	SF350	SH600	SH350	SB600	SB350	
608	3397118307	SF600	SF550	SH600	SH550	SB600	SB550	
609	3397118309	SF600	SF600	SH600	SH600	SB600	SB600	
650	3397118320	SF650	SF650	SH650	SH650	SB650	SB650	
651	3397118321	SF650	SF450	SH650	SH450	SB650	SB450	
653	3397118324	SF650	SF400	SH650	SH400	SB650	SB400	
654	3397010299	SF650	SF350	SH650	SH350	SB650	SB330	
655	3397010302	SF650	SF550	SH650	SH550	SB650	SB550	
682	3397001682	SF550	SF530	SH550	SH530	SB550		
701	3397118202	SF650	SF500	SH650	SH500	SB650	SB500	
702	3397118203	SF700	SF650	SH700	SH650	SB700	SB650	
725	3397001725	SF650	SF550	SH650	SH550	SB650	SB550	
727	3397001727	SF550	SF480	SH550	SH480	SB550	SB480	
801	3397001801	SF600	SF530	SH600	SH530	SB600	SB530	
803	3397001803	SF650	SF450	SH650	SH450	SB650	SB450	
291S	3397010291	SF600	SF450	SH600	SH450	SB600	SB450	
340U	3397004578	SF350		SH350		SB330		
367S	3397001367	SF600	SF630	SH600	SH600	SB600	SB600	
380U	3397011353	SF350		SH350		SB380		
394S	3970013943	SF550	SF500	SH550	SH500	SB550	SB500	
400U	3397004579	SF400		SH400		SB400		
420U	3397011354	SF430		SH430		SB430		
450S	3397118506	SF450	SF450	SH450	SH450	SB450	SB450	
450U	3397004581	SF450		SH450		SB450		
480S	3397118541	SF480	SF480	SH480	SH480	SB480	SB480	
480U	3397004582	SF480		SH480		SB480		
481S	3397118543	SF480	SF450	SH480	SH450	SB480	SB450	
500S	3397118561	SF500	SF500	SH500	SH500	SB500	SB500	
500U	3397004583	SF500		SH500		SB500		
500US	3397004590	SF500		SH500			SB500	
502S	3397118564	SF500	SF450	SH500	SH450	SB500	SB450	
503S	3397118566	SF500	SF480	SH500	SH480	SB500	SB480	








CROSS REFERENCE

BOSCH		FLAT		HYBRID		CLASSIC		REAR
Short Code	Long Code							
530S	3397118401	SF530	SF530	SH530	SH530	SB530	SB530	
530U	3397004584	SF530		SH530		SB530		
530US	3397011352	SF530		SH530		SB530		
531S	3397118403	SF530	SF450	SH530	SH450	SB530	SB450	
532S	3397118404	SF530	SF500	SH530	SH500	SB530	SB500	
533S	3397118406	SF530	SF480	SH530	SH480	SB530	SB480	
535S	3397010406	SF530	SF350	SH530	SH350	SB530	SB350	
550S	3397118421	SF550	SF550	SH550	SH550	SB550	SB550	
550U	3397004585	SF550		SH550		SB550		
550US	3397004591	SF550		SH550		SB550		
551S	3397118423	SF550	SF500	SH550	SH500	SB550	SB500	
552S	3397118427	SF550	SF400	SH550	SH400	SB550	SB400	
575S	3397118451	SF580	SF580	SH550	SH550	SB580	SB580	
575U	3397011351	SF550		SH550		SB580		
578S	3397010404	SF580	SF350	SH550	SH350	SB580	SB380	
582S	3397001582	SF550	SF530	SH550	SH530	SB550	SB530	
583S	3397001583	SF530	SF530	SH530	SH530	SB530	SB530	
584S	3397001584	SF530	SF480	SH530	SH480	SB530	SB480	
600U	3397004586	SF600		SH600		SB600		
600US	3397004592	SF600		SH600		SB600		
601S	3397010397	SF600	SF400	SH600	SH400	SB600	SB400	
602S	3397118302	SF600	SF600	SH600	SH600	SB600	SB600	
604S	3397118303	SF600	SF450	SH600	SH450	SB600	SB450	
606S	3397118305	SF600	SF500	SH600	SH500	SB600	SB500	
607S	3397118306	SF600	SF480	SH600	SH480	SB600	SB480	
608S	3397118308	SF600	SF550	SH600	SH550	SB600	SB550	
610S	3397010280	SF600	SF580	SH600	SH550	SB650	SB580	
611S	3397010300	SF600	SF530	SH600	SH530	SB600	SB530	
650U	3397004587	SF650		SH650		SB650		
650US	3397004593	SF650		SH650		34650		
651U	3397011641	SF650		SH650		SB650		
652S	3397118327	SF650	SF580	SH650	SH550	SB650	SB580	
653S	3397118325	SF650	SF400	SH650	SH400	SB650	SB400	
657S	3397118334	SF650	SF650	SH650	SH650	SB650	SB650	
700U	3397004489	SF700		SH700		SB700		
702S	3397118204	SF700	SF650	SH700	SH650	SB700	SB650	
703S	3397118205	SF700	SF650	SH700	SH650	SB700	SB650	
706S	3397010301	SF700	SF500	SH700	SH500	SB700	SB500	
707U	3397011453	SF700		SH700		SB700		
728S	3397001728	SF550	SF480	SH550	SH480	SB550	SB480	
801S	3397001802	SF600	SF530	SH600	SH530	SB600	SB530	
813S	3397001866	SF650	SF530	SH650	SH530	SB650	SB530	
A034S	3397009034	SF650	SF650	SH650	SH650			
A051S	3397009051	SF530	SF530	SH530	SH530			
A053S	3397009053	SF600	SF600	SH600	SH600			
A072S	3397007072	SF600	SF480	SH600	SH480			
A077S	3397014077	SF750	SF500	SH700	SH500			
A078S	3397014078	SF700	SF380	SH700	SH380			
A079S	3397007079	SF650	SF650	SH650	SH650			
A081S	3397014081	SF530	SF400	SH530	SH400			
A084S	3397007084	SF580	SF450	SH550	SH450			
A088S	3397007088	SF650	SF500	SH650	SH500			
A090S	3397007090	SF650	SF380	SH650	SH380			
A093S	3397007093	SF700	SF530	SH700	SH530			
A094S	3397007094	SF630	SF530	SH600	SH430			
A096S	3397007096	SF600	SF450	SH600	SH450			
A099S	3397007099	SF650	SF650	SH650	SH650			
A09S	3397014009	SF750	SF700	SH700	SH700			
A100S	3397007100	SF700	SF650	SH700	SH650			
A102S	3397014116	SF650	SF500	SH650	SH500			








CROSS REFERENCE

BOSCH		FLAT		HYBRID		CLASSIC		REAR
Short Code	Long Code							
A106S	3397014208	SF700	SF400	SH700	SH400			
A108S	3397014211	SF550	SF500	SH550	SH500			
A109S	3397014215	SF550	SF400	SH550	SH400			
A10S	3397014010	SF600	SF450	SH600	SH450			
A115S	3397007115	SF600	SF450	SH600	SH450			
A116S	3397007116	SF600	SF400	SH600	SH400			
A117S	3397007117	SF650	SF550	SH650	SH550			
A119S	3397007502	SF750	SF650	SH700	SH650			
A120S	3397007120	SF700	SF650	SH700	SH650			
A156S	3397014156	SF650	SF400	SH650	SH400			
A158S	3397014245	SF700	SF400	SH700	SH400			
A173S	3397014173	SF550	SF480	SH550	SH480			
A179S	3397014179	SF700	SF450					
A187S	3397007187	SF600	SF450	SH600	SH450			
A204S	3397014204	SF600	SF480					
A206S	3397014206	SF650	SF480					
A215S	3397007215	SF650	SF600	SH650	SH600			
A225S	3397007225	SF650	SF530	SH650	SH530			
A242S	3397014242	SF600	SF550					
A245S	3397007245	SF650	SF400	SH650	SH400			
A250S	3397014250	SF650	SF350	SH650	SH350			
A256S	3397007256	SF700	SF550	SH700	SH550			
A280H	3397008005							BF280
A281H	3397008045							BF280
A282H	3397008634							BF280
A290S	3397007290	SF550	SF530	SH550	SH530			
A292S	3397007292	SF600	SF380	SH600	SH380			
A294S	3397007294	SF600	SF550	SH600	SH550			
A295S	3397007295	SF600	SF400	SH600	SH400			
A296S	3397007296	SF600	SF500	SH600	SH500			
A297S	3397007297	SF600	SF500	SH600	SH500			
A299S	3397007299	SF600	SF350	SH600	SH350			
A307S	3397007307	SF530	SF480	SH530	SH480			
A309S	3397007309	SF650	SF480	SH650	SH480			
A311H	3397013048							
A311S	3397007311	SF700	SF650	SH700	SH650			
A313S	3397007313	SF750	SF750	SH700	SH700			
A318S	3397014318	SF630	SF450	SH600	SH450			
A322S	3397014422	SF650	SF500	SH650	SH500			
A330H	3397008006							BF330
A331H	3397008713							BF330
A333H	3397008995							BF330
A381H	3397008996							BF380
A382H	3397006865							BF380
A385S	3397007385	SF700	SF650	SH700	SH650			
A400H	3397008009							BF400
A403H	3397008998							BF400
A404S	3397014404	SF700	SF350	SH700	SH350			
A408S	3397007408	SF550	SF480	SH550	SH480			
A410S	3397007410	SF600	SF550	SH600	SH550			
A414S	3397007414	SF650	SF400	SH650	SH400			
A416S	3397007416	SF600	SF580	SH600	SH550			
A419S	3397014419	SF600	SF450	SH600	SH450			
A420S	3397007420	SF580	SF380	SH550	SH380			
A422S	3397007422	SF650	SF400	SH650	SH400			
A424S	3397007424	SF600	SF550	SH600	SH550			
A425H	3397008051							BF400
A426S	3397007426	SF650	SF480	SH650	SH480			
A428S	3397007428	SF750	SF750	SH700	SH700			
A430S	3397007430	SF600	SF530	SH600	SH530			








CROSS REFERENCE

BOSCH		FLAT		HYBRID		CLASSIC		REAR
Short Code	Long Code							
A432S	3397007432	SF650	SF380	SH650	SH380			
A452S	3397007452	SF600	SF450	SH600	SH450			
A494S	3397014494	SF600	SF500	SH600	SH500			
A501S	3397007501	SF750	SF650	SH700	SH650			
A523S	3397007523	SF650	SF450	SH650	SH450			
A536S	3397014536	SF650	SF450	SH650	SH450			
A538S	3397007538	SF650	SF400	SH650	SH400			
A540S	3397007540	SF650	SF630	SH650	SH600			
A555S	3397007555	SF600	SF400	SH600	SH400			
A557S	3397007557	SF700	SF400	SH700	SH400			
A579S	3397007579	SF600	SF400	SH600	SH400			
A580S	3397007580	SF600	SF450	SH600	SH450			
A581S	3397007581	SF650	SF580	SH650	SH550			
A582S	3397007582	SF600	SF530	SH600	SH530			
A583S	3397007583	SF650	SF350	SH650	SH350			
A586S	3397007586	SF650	SF500	SH650	SH500			
A620S	3397007620	SF600	SF480	SH600	SH480			
A621S	3397014621	SF650	SF500	SH650	SH500			
A636S	3397007636	SF650	SF650	SH650	SH650			
A637S	3397007637	SF480	SF500	SH480	SH500			
A638S	3397007638	SF650	SF530	SH650	SH530			
A640S	3397007640	SF700	SF700	SH700	SH700			
A641S	3397007644	SF700	SF600	SH700	SH600			
A642S	3397007653	SF650	SF430	SH650	SH430			
A650U	3397013532	SF650		SH650				
A692S	3397007692	SF550	SF450	SH550	SH450			
A696S	3397007696	SF550	SF450	SH550	SH450			
A697S	3397007697	SF530	SF580	SH530	SH550			
A798S	3397009798	SF530	SF530	SH530	SH530			
A821S	3397009821	SF600	SF600	SH600	SH600			
A825S	3397009825	SF600	SF600	SH600	SH600			
A843S	3397009843	SF550	SF550	SH550	SH550			
A856S	3397007856	SF450	SF480	SH450	SH480			
A862S	3397007862	SF600	SF530	SH600	SH530			
A863S	3397007863	SF650	SF450	SH650	SH450			
A865S	3397007865	SF750	SF700	SH700	SH700			
A868S	3397007868	SF650	SF350	SH650	SH350			
A916S	3397118916	SF480	SF480	SH480	SH480			
A922S	3397118922	SF500	SF500	SH500	SH500			
A923S	3397118923	SF530	SF530	SH530	SH530			
A925S	3397118925	SF530	SF530	SH530	SH530			
A927S	3397118927	SF530	SF480	SH530	SH480			
A929S	3397118929	SF600	SF480	SH600	SH480			
A931S	3397118931	SF550	SF450	SH550	SH450			
A933S	3397118933	SF550	SF550	SH550	SH550			
A934S	3397118934	SF550	SF550	SH550	SH550			
A936S	3397118936	SF600	SF480	SH600	SH480			
A938S	3397118938	SF600	SF600	SH600	SH600			
A942S	3397118942	SF650	SF650	SH650	SH650			
A944S	3397007944	SF750	SF750	SH700	SH700			
A945S	3397007945	SF650	SF400	SH650	SH400			
A946S	3397118946	SF650	SF650	SH650	SH650			
A948S	3397118948	SF650	SF650	SH650	SH650			
A950S	3397118950	SF700	SF700	SH700	SH700			
A951S	3397118951	SF650	SF480	SH650	SH480			
A953S	3397118953	SF650	SF500	SH650	SH500			
A955S	3397118955	SF600	SF550	SH600	SH550			
A957S	3397118957	SF650	SF550	SH650	SH550			
A958S	3397118958	SF650	SF650	SH650	SH650			
A960S	3397018960	SF750		SH700				








CROSS REFERENCE

BOSCH		FLAT		HYBRID		CLASSIC		REAR
Short Code	Long Code							
A962S	3967118962	SF700	SF630	SH700	SH630			
A963S	3397118963	SF750	SF650	SH700	SH650			
A964S	3397118964	SF750	SF650	SH700	SH650			
A965S	3397118965	SF700	SF600	SH700	SH600			
A966S	3397118966	SF600	SF530	SH600	SH530			
A967S	3397118967	SF650	SF580	SH650	SH550			
A969S	3397118969	SF550	SF550	SH550	SH550			
A970S	3397118970	SF600	SF500	SH600	SH500			
A972S	3397118972	SF550	SF400	SH550	SH400			
A974S	3397118974	SF530	SF480	SH530	SH480			
A976S	3397118976	SF700	SF700	SH700	SH700			
A977S	3397118977	SF650	SF430	SH650	SH430			
A979S	3397118979	SF650	SF480	SH650	SH480			
AM13U	3397008794	SF350		SH350				
AM15U	3397008562	SFSF0		SH380				
AM16U	3397008563	SF400		SH400				
AM18U	3397008565	SF450		SH450				
AM19U	3397008566	SF480		SH480				
AM20U	3397008567	SF500		SH500				
AM21U	3397008568	SF530		SH530				
AM22U	3397008569	SF550		SH550				
AM23U	3397008570	SF580		SH500				
AM24U	3397008571	SF600		SH600				
AM26U	3397008573	SF650		SH650				
AM28U	3397008574	SF700		SH700				
AM30U	3397008928	SF750		SH700				
AM32U	3397008926	SF750		SH700				
AM460S	3397007460	SF530	SF450	SH530	SH450			
AM462S	3397007462	SF600	SF480	SH600	SH480			
AM466S	3397007466	SF650	SF380	SH650	SH380			
AM467S	3397007467	SF650	SF480	SH650	SH480			
AP13U	3397006827	SF350		SH350				
AP15U	3397006828	SFSF0		SH380				
AP16U	3397006829	SF400		SH400				
AP17U	3397006830	SF430		SH430				
AP18U	3397006831	SF450		SH450				
AP19U	3397006832	SF480		SH480				
AP20U	3397006833	SF500		SH500				
AP21U	3397006834	SF530		SH530				
AP22U	3397006835	SF550		SH550				
AP23U	3397006836	SF580		SH550				
AP24U	3397006837	SF600		SH600				
AP26U	3397006838	SF650		SH650				
AP28U	3397006839	SF700		SH700				
AP30U	3397006840	SF750						
AR291S	3397007995	SF600	SF450	SH600	SH450	SB600	SB450	
AR340U	3397008930	SF350		SH350		SB330		
AR380U	3397008931	SF350		SH350		SB380		
AR400U	3397008932	SF400		SH400		SB400		
AR450S	3397118994	SF450	SF450	SH450	SH450	SB450	SB450	
AR450U	3397008933	SF450		SH450		SB450		
AR451S	3397014076	SF450	SF480	SH450	SH480			
AR480S	3397118900	SF480	SF480	SH480	SH480	SB480	SB480	
AR480U	3397008934	SF480		SH480		SB480		
AR500S	3397009081	SF500	SF500	SH500	SH500	SB500	SB500	
AR500U	3397008935	SF500		SH500		SB500		
AR502S	3397118995	SF500	SF450	SH500	SH450	SB500	SB450	
AR503S	3397118993	SF500	SF480	SH500	SH480	SB500	SB480	
AR530S	3397118903	SF530	SF530	SH530	SH530	SB530	SB530	
AR530U	3397008936	SF530		SH530		SB530		

CROSS REFERENCE








BOSCH		FLAT		HYBRID		CLASSIC		REAR
Short Code	Long Code							
AR531S	3397118901	SF530	SF450	SH530	SH450	SB530	SB450	
AR532S	3397118986	SF530	SF500	SH530	SH500	SB530	SB500	
AR533S	3397118902	SF530	SF480	SH530	SH480	SB530	SB480	
AR534S	3397007503	SF530	SF380	SH530	SH380	SB530	SB350	
AR550S	3397118906	SF550	SF530	SH550	SH530	SB550	SB530	
AR550U	3397008937	SF550		SH550		SB550		
AR551S	3397118905	SF550	SF500	SH550	SH500	SB550	SB500	
AR552S	3397118984	SF550	SF400	SH550	SH400	SB550	SB400	
AR553S	3397007589	SF550	SF350	SH550	SH350	SB550	SB350	
AR566S	3397118990	SF480	SF430	SH480	SH430	SB500	SB430	
AR575U	3397008940	SF550		SH550		SB580		
AR600U	3397008938	SF600		SH600		SB600		
AR601S	3397118907	SF600	SF400	SH600	SH400	SB600	SB400	
AR603S	3397014537	SF600	SF500	SH600	SH500	SB600	SB500	
AR604S	3397118908	SF600	SF450	SH600	SH450	SB600	SB450	
AR605S	3397007504	SF600	SF350	SH600	SH350	SB600	SB350	
AR606S	3397118910	SF600	SF500	SH600	SH500	SB600	SB500	
AR607S	3397118909	SF600	SF480	SH600	SH480	SB600	SB480	
AR608S	3397007654	SF600	SF480	SH600	SH480			
AR609S	3397009776	SF600	SF600	SH600	SH600			
AR61N	3397008847					ST6060		
AR644S	3397004644					ST6060		
AR650S	3397018913	SF650	SF650	SH650	SH650	SB650	SB650	
AR650U	3397008939	SF650		SH650		SB650		
AR651S	3397118913	SF650	SF650	SH650	SH650	SB650	SB650	
AR652S	3397007566	SF650	SF450	SH650	SH450			
AR653S	3397118911	SF650	SF400	SH650	SH400	SB650	SB400	
AR654S	3397007570	SF650	SF350	SH650	SH350	SB650	SB350	
AR655S	3397007584	SF650	SF550	SH650	SH550	SB650	SB550	
AR657S	3397009777	SF650	SF650	SH650	SH650			
AR66N	3397008848							
AR701S	3397007706	SF650	SF500	SH650	SH500	SB650	SB500	
AR703S	3397007568	SF700	SF650	SH700	SH650			
AR704S	3397007565	SF700	SF600	SH700	SH600	SB700	SB600	
AR707U	3397006803	SF700		SH700		SB700		
AR725S	3397007567	SF650	SF550	SH650	SH550			
AR728S	3397118904	SF550	SF480	SH550	SH480	SB550	SB480	
AR801S	3397118996	SF600	SF530	SH600	SH530	SB600	SB530	
AR813S	3397118912	SF650	SF450	SH650	SH450	SB650	SB450	
AR989S	3397118989	SF580	SF400	SH550	SH400	SB580	SB400	
AR991S	3397118991	SF650	SF580	SH650	SH550	SB650	SB580	
AR992S	3397118992	SF530	SF530	SH530	SH530	SB530	SB530	
AR997S	3397118997	SF600	SF550	SH600	SH550	SB600	SB600	
BOSCH REAR								
H801	3397004801							BF250
H840	3397004802							BF280
H 250	3397011629							BF250
H 261	3397011676							BF250
H 801	3397004801							BF250
H 281	3397011428							BF280
H 283	3397011812							BF280
H 840	3397004802							BF280
H 290	3397011814							BF300
H 300	3397004628							BF300
H 301	3397004629							BF300
H 304	3397004990							BF300
H 306	3397011432							BF300
H 307	3397011429							BF300
H 309	3397011630							BF300
H 311	3397011666							BF300

CROSS REFERENCE








BOSCH		FLAT		HYBRID		CLASSIC		REAR
Short Code	Long Code							
H 312	3397011678							BF300
H 330	3397011306							BF330
H 351	3397004559							BF350
H 352	3397011430							BF350
H 353	3397004631							BF350
H 354	3397011433							BF350
H 355	3397011435							BF350
H 357	3397011667							BF350
H 358	3397011668							BF350
H 359	3397011923							BF350
H 370	3397011022							BF380
H 371	3397011953							BF380
H 375	3397004558							BF380
H 402	3397004632							BF400
H 406	3397011134							BF400
H 409	3397011431							BF400

BOSCH H SERIES








H 410	3397011434							BF400
H 251	3397011813							SB250
H 280	3397018802							SB280
H 282	3397011802							SB280
H 340	3397004754							SB340
H 341	3397004755							SB340
H 380	3397004756							SB380
H 382	3397011412							SB380
H 400	3397004757							SB380
H 405	3397004764							SB400
H 420	3397004758							SB430
H 450	3397004763							SB450
H 480	3397004759							SB450
H 500	3397004760							SB500
H 550	3397004762							SB550
H 595	3397004595							SB280

VALEO		FLAT		HYBRID		CLASSIC		REAR
Short Code	Long Code							
TIRX605	728961					ST6060		
TIRX655	728966					ST6565		
U28	567765					SB280		
U35	567766		SF350		SH350		SB350	
U38	567767		SF380		SH380		SB380	
U41	567769		SF400		SH400		SB400	
U41x2	567827					SB400	SB400	
U43	567770						SB430	
U45	567771		SF450		SH450		SB450	
U45X2	567828	SF450	SF450	SH450	SH450	SB450	SB450	
U48	567773		SF480		SH480		SB480	
U48x2	567829	SF480	SF480	SH480	SH480	SB480	SB480	
U51	567775		SF500		SH500		SB500	
U51x2	567830		SF500	SF500	SH500	SH500	SB500	SB500
U53	567776		SF530		SH530		SB530	
U53x2	567831					SB530	SB530	
U55	567777		SF550		SH550		SB550	
U55x2	567832		SF550	SF550	SH550	SH550	SB550	SB550
U58	567778		SF550		SH550		SB580	
UM11	567798		SF550		SH550		SB550	
UM16	567803		SF600		SH600		SB600	
UM17	567804		SF600		SH600		SB600	
UM18	567805		SF600		SH600		SB600	
UM20	567807		SF650		SH650		SB650	








CROSS REFERENCE

VALEO		FLAT		HYBRID		CLASSIC		REAR
Short Code	Long Code							
UM213	567922	SF600	SF550	SH600	SH550	SB600	SB550	
UM216	567923	SF550	SF400	SH550	SH400		SB400	
UM216	567923	SF550	SF400	SH550	SH400		SB400	
UM22	567809		SF400		SH400		SB400	
UM24	567811		SF600		SH600		SB600	
UM25	567812	SF530		SH530		SB530		
UM26	567813							BF300
UM27	567814							BF350
UM3	567790							BF400
UM300	567000	SF530	SF480	SH530	SH480			
UM301	567001	SF530	SF530	SH530	SH530			
UM302	567002	SF550	SF550	SH550	SH550			
UM306	567006	SF500	SF500	SH500	SH500			
UM308	567008	SF600	SF480	SH600	SH480			
UM310	567010	SF600	SF480	SH600	SH480			
UM317	567017	SF550	SF450	SH550	SH450			
UM321	567021	SF600	SF480	SH600	SH480			
UM322	567022	SF600	SF400	SH600	SH400			
UM324	567024	SF600	SF450	SH600	SH450			
UM326	567026	SF530	SF480	SH530	SH480			
UM330	567030	SF600	SF480	SH600	SH480			
UM351	567051	SF600	SF550	SH600	SH550			
UM4	567791		SF450		SH450		SB450	
UM401	567101	SF700	SF700	SH700	SH700			
UM403	574603	SF650	SF380	SH650	SH380			
UM405	567105	SF650	SF480	SH650	SH480			
UM408	567108	SF700	SF700	SH700	SH700			
UM409	567109	SF700	SF600	SH700	SH600			
UM410	567110	SF650	SF480	SH650	SH480			
UM411	567111	SF650	SF430	SH650	SH430			
UM416	567116	SF700	SF550	SH700	SH550			
UM417	567117	SF700	SF650	SH700	SH650			
UM418	567118	SF700	SF650	SH700	SH650			
UM419	567119	SF650	SF550	SH650	SH550			
UM426	567126	SF650	SF400	SH650	SH400			
UM431	567131	SF650	SF380	SH650	SH380			
UM433	567133	SF650	SF650	SH650	SH650			
UM44	574196		SF350		SH350		SB350	
UM441	567141	SF600	SF450	SH600	SH450			
UM445	567145	SF600	SF400	SH600	SH400			
UM451	567251	SF650	SF480	SH650	SH480			
UM453	567253	SF650	SF400	SH650	SH400			
UM488	564688	SF700	SF700	SH700	SH700			
UM600	567940		SF400		SH400		SB400	
UM601	567941		SF450		SH450		SB450	
UM602	567941		SF480		SH480		SB480	
UM650	567943	SF500		SH500		SB500		
UM651	567944	SF530		SH530		SB530		
UM653	567946	SF550		SH550		SB550		
UM655	567953		SF550		SH550		SB550	
UM683	567995	SF550		SH550		SB580		
UM7	567794		SF500		SH500		SB500	
UM700	567947	SF600		SH600		SB600		
UM702	567949	SF650		SH650		SB650		
UM703	567950	SF650		SH650		SB650		
UM704	567951	SF700		SH700		SB700		
UM705	567954	SF700		SH700		SB650		
V35	574107		SF350		SH350		SB350	
V38	574108		SF380		SH380		SB380	
V41	574110		SF400		SH400		SB400	








CROSS REFERENCE

VALEO		FLAT		HYBRID		CLASSIC		REAR
Short Code	Long Code							
V41x2	574186					SB400	SB400	
V45	574112		SF450		SH450		SB450	
V45x2	574187					SB450	SB450	
V48	574114						SB480	
V48x2	574188					SB480	SB480	
V51	574116	SF500		SH500		SB500		
V51x2	574189	SF500	SF500	SH500	SH500	SB500	SB500	
V53	574117	SF530		SH530				
V55	574118	SF550		SH550		SB550		
V55x2	574190	SF550	SF550	SH550	SH550		SB550	
V58	574119	SF550		SH550		SB580		
VM104	574154	SF500		SH500				
VM105	574155	SF600		SH600				
VM106	574156	SF530		SH530				
VM107	574157	SF550		SH550				
VM108	574158	SF600		SH600				
VM11	574136		SF550		SH550		SB550	
VM110	574193	SF550		SH550				
VM111	574250	SF650		SH650		SB650		
VM112	574251		SF480		SH480		38480	
VM16	574141	SF600		SH600		SB600		
VM17	574142	SF600		SH600				
VM18	574143		SF600		SH600		SB600	
VM20	574145	SF650		SH650		SB650		
VM201	574160	SF580	SF580	SH550	SH550		SB580	
VM202	574161					ST6565		
VM206	574194					ST6565		
VM208	574253	SF550	SF500	SH550	SH500	SB550		
VM209	574254	SF550	SF500	SH550	SH500	SB550	SB500	
VM210	574273	SF530	SF530	SH530	SH530	SB530	SB530	
VM212	574275	SF600	SF450	SH600	SH450		SB450	
VM213	574276	SF600	SF550	SH600	SH550	SB600	SB550	
VM216	574287	SF550	SF400	SH550	SH400	SB550	SB400	
VM218	574285	SF700	SF650	SH700	SH650	SB700	SB650	
VM220	574290	SF530	SF450	SH530	SH450	SB530	SB450	
VM221	574291	SF530	SF530	SH530	SH530			
VM222	574292	SF480	SF480	SH480	SH480	SB480	SB480	
VM223	574284	SF600	SF400	SH600	SH400	SB600	SB400	
VM224	574286	SF600	SF450	SH600	SH450	SB600	SB450	
VM225	574293	SF600	SF530	SH600	SH530	SB600	SB530	
VM226	574294	SF650	SF400	SH650	SH400	SB650	SB400	
VM231	574426	SF650	SF350	SH650	SH350	SB650	SB350	
VM232	574427	SF650	SF450	SH650	SH450	SB650	SB450	
VM233	574428	SF650	SF500	SH650	SH500	SB650	SB500	
VM234	574438	SF700		SH700		SB700		
VM24	574149		SF480		SH480		SB480	
VM25	574150	SF530	SF530	SH530	SH530	SB530	SB530	
VM250	574300							BF330
VM252	574331							BF400
VM253	574332							BF300
VM255	574334							BF400
VM26	574151							BF300
VM260	574299							BF280
VM261	574298							BF280
VM265	574612							BF330
VM267	574615							BF400
VM269	574608							BF280
VM27	574164							BF350
VM30	574247							BF300
VM300	574301	SF530	SF480	SH530	SH480			








CROSS REFERENCE








VALEO		FLAT		HYBRID		CLASSIC		REAR
Short Code	Long Code							
VM301	574302	SF530	SF530	SH530	SH530			
VM302	574303	SF550	SF550	SH550	SH550			
VM304	574340	SF550	SF550	SH550	SH550			
VM306	574342	SF500	SF500	SH500	SH500			
VM308	574344	SF600	SF480	SH600	SH480			
VM310	574346	SF600	SF480	SH600	SH480			
VM311	574347	SF530	SF530	SH530	SH530			
VM313	574349	SF600	SF550	SH600	SH550			
VM315	564354	SF600	SF600	SH600	SH600			
VM317	574354	SF550	SF450	SH550	SH450			
VM320	574320	SF550	SF550	SH550	SH550			
VM321	574321	SF600	SF480	SH600	SH480			
VM322	574363	SF600	SF400	SH600	SH400			
VM324	574365	SF600	SF450	SH600	SH450			
VM326	574382	SF530	SF480	SH530	SH480			
VM328	574384	SF530	SF530	SH530	SH530			
VM330	574385	SF600	SF480	SH600	SH480			
VM332	574387	SF550	SF530	SH550	SH530			
VM334	574394	SF600	SF350	SH600	SH350			
VM336	574399	SF600	SF400	SH600	SH400			
VM338	574338	SF550	SF380	SH550	SH380			
VM339	574449	SF450	SF480	SH450	SH480			
VM341	574741	SF550	SF450	SH550	SH450			
VM343	574743	SF530	SF530	SH530	SH530			
VM345	574745	SF600	SF380	SH600	SH380			
VM347	574747	SF650	SF400	SH650	SH400			
VM35	574280							BF300
VM350	574305	SF550	SF550	SH550	SH550			
VM351	574306	SF600	SF550	SH600	SH550			
VM352	574307	SF550	SF550	SH550	SH550			
VM354	574368	SF550	SF400	SH550	SH400			
VM355	574369	SF550	SF480	SH550	SH480			
VM357	574371	SF550	SF450	SH550	SH450			
VM358	574372	SF600	SF430	SH600	SH430			
VM359	574373	SF600	SF550	SH600	SH550			
VM36	574281							BF280
VM362	574462	SF600	SF500	SH600	SH500			
VM364	574464	SF550	SF550	SH550	SH550			
VM366	574466	SF550	SF530	SH550	SH530			
VM368	574468	SF550	SF450	SH550	SH450			
VM369	574469	SF500	SF450	SH500	SH450			
VM370	574470	SF600	SF480	SH600	SH480			
VM372	574472	SF600	SF400	SH600	SH400			
VM374	574474	SF600	SF400	SH600	SH400			
VM376	574476	SF600	SF480	SH600	SH480			
VM378	574478	SF480	SF500	SH480	SH500			
VM38	574205							BF280
VM381	574481	SF650	SF650	SH650	SH650			
VM383	574703	SF650	SF350	SH650	SH350			
VM387	574707	SF600	SF450	SH600	SH450			
VM389	574709	SF650	SF450	SH650	SH450			
VM390	574710	SF600	SF600	SH600	SH600			
VM391	574491	SF600	SF600	SH600	SH600			
VM392	574492	SF600	SF400	SH600	SH400			
VM394	574494	SF600	SF480	SH600	SH480			
VM397	574388	SF600	SF380	SH600	SH380			
VM398	574389	SF600	SF480	SH600	SH480			
VM4	574129		SF450		SH450		SB450	
VM400	574309	SF650	SF550	SH650	SH550			
VM401	574310	SF700	SF700	SH700	SH700			

CROSS REFERENCE








VALEO		FLAT		HYBRID		CLASSIC		REAR
Short Code	Long Code							
VM402	574311	SF650	SF650	SH650	SH650			
VM403	574603	SF650	SF380	SH650	SH380			
VM404	574313	SF700	SF600	SH700	SH600			
VM405	574314	SF650	SF480	SH650	SH480			
VM407	574316	SF650	SF550	SH650	SH550			
VM408	574317	SF700	SF700	SH700	SH700			
VM409	574322	SF700	SF600	SH700	SH600			
VM410	574323	SF650	SF480	SH650	SH480			
VM411	574324	SF650	SF430	SH650	SH430			
VM412	574325	SF650	SF550	SH650	SH550			
VM414	574327	SF700	SF530	SH700	SH530			
VM415	574328	SF700	SF650	SH700	SH650			
VM416	574329	SF700	SF550	SH700	SH550			
VM417	574355	SF700	SF650	SH700	SH650			
VM418	574356	SF700	SF600	SH700	SH600			
VM419	574357	SF650	SF550	SH650	SH550			
VM42	574289							BF400
VM420	574358	SF650	SF650	SH650	SH650			
VM423	574361	SF650	SF600	SH650	SH600			
VM426	574375	SF650	SF400	SH650	SH400			
VM428	574377	SF650	SF500	SH650	SH500			
VM429	574392	SF650	SF530	SH650	SH530			
VM430	574378	SF650	SF500	SH650	SH500			
VM431	574379	SF650	SF380	SH650	SH380			
VM433	574381	SF650	SF650	SH650	SH650			
VM434	574634	SF500	SF500	SH500	SH500			
VM436	574636	SF550	SF530	SH550	SH530			
VM437	574637	SF550	SF550	SH550	SH550			
VM439	574639	SF600	SF480	SH600	SH480			
VM44	574196		SF350		SH350		SB350	
VM441	574641	SF600	SF450	SH600	SH450			
VM443	574643	SF600	SF500	SH600	SH500			
VM445	574645	SF600	SF400	SH600	SH400			
VM447	574647	SF600	SF500	SH600	SH500			
VM450	574395	SF750	SF750	SH700	SH700			
VM451	574651	SF650	SF480	SH650	SH480			
VM453	574653	SF650	SF400	SH650	SH400			
VM454	574654	SF650	SF600	SH650	SH600			
VM457	574657	SF600	SF550	SH600	SH550			
VM461	574661	SF700	SF550	SH700	SH550			
VM463	574663	SF650	SF350	SH650	SH350			
VM464	574664	SF650	SF480	SH650	SH480			
VM466	574666	SF650	SF380	SH650	SH380			
VM468	574668	SF650	SF400	SH650	SH400			
VM470	574670	SF650	SF400	SH650	SH400			
VM472	574672	SF650	SF650	SH650	SH650			
VM473	574673	SF650	SF650	SH650	SH650			
VM474	574674	SF650	SF550	SH650	SH550			
VM476	574676	SF700	SF600	SH700	SH600			
VM478	574678	SF700	SF650	SH700	SH650			
VM480	574680	SF700	SF650	SH700	SH650			
VM484	574684	SF700	SF700	SH700	SH700			
VM486	574686	SF700	SF700	SH700	SH700			
VM487	574687	SF650	SF500	SH650	SH500			
VM488	567088	SF700	SF700	SH700	SH700			
VM49	574197							BF350
VM491	574591	SF650	SF530	SH650	SH530			
VM492	574692	SF700	SF400	SH700	SH400			
VM494	574694	SF700	SF700	SH700	SH700			
VM497	574597	SF700	SF600	SH700	SH600			

CROSS REFERENCE








VALEO		FLAT		HYBRID		CLASSIC		REAR
Short Code	Long Code							
VM53	574198							BF280
VM54	574199							BF300
VM57	574201							BF350
VM59	574202							BF300
VM641	574661	SF700	SF550	SH700	SH550			
VM7	574132		SF500		SH500		SB500	
VM814	577814	SF600	SF530	SH600	SH530			
VM820	577820	SF530	SF550	SH530	SH550			
VM822	577822	SF600	SF500	SH600	SH500			
VM824	577824	SF600	SF480	SH600	SH480			
VM826	577826	SF600	SF480	SH600	SH480			
VM828	577828	SF600	SF450	SH600	SH450			
VM837	577837	SF600	SF550	SH600	SH550			
VM839	577839	SF650	SF380	SH650	SH380			
VM843	577843	SF650	SF400	SH650	SH400			
VM847	577847	SF650	SF430	SH650	SH430			
VM863	577863	SF650	SF500	SH650	SH500			
VM876	577876	SF700	SF600	SH700	SH600			
VM880	577880	SF750		SH700				
VM884	577884	SF700	SF650	SH700	SH650			
VM894	577894	SF750	SF750	SH700	SH700			

CHAMPION AEROVANTAGE		FLAT		HYBRID		CLASSIC		REAR
Short Code	Long Code							
AF34	AF34/B01	SF350		SH350				
AF40	AF40/B01	SF400		SH400				
AFL35	AFL35/B01	SF350		SH350				
AFL38	AFL38/B01	SFSFO		SH350				
AFL40	AFL40/B01	SF400		SH400				
AFL43	AFL43/B01	SF430		SH430				
AFL45	AFL45/B01	SF450		SH450				
AFL48	AFL48/B01	SF480		SH480				
AFL48A	AFL48A/B01	SF480		SH480				
AFL50	AFL50/B01	SF500		SH500				
AFL53	AFL53/B01	SF530		SH530				
AFL53A	AFL53A/B01	SF530		SH530				
AFL55	AFL55/B01	SF550		SH550				
AFL55A	AFL55A/B01	SF550		SH550				
AFL58	AFL58/B01	SF580		SH550				
AFL60	AFL60/B01	SF600		SH600				
AFL63	AFL63/B01	SF630		SH630				
AFL65	AFL65/B01	SF650		SH650				
AFL68	AFL68/B01	SF680		SH650				
AFL70	AFL70/B01	SF700		SH700				
AFL75	AFL75/B01	SF750		SH750				
AFL80	AFL80/B01	SF750		SH750				
AFR48	AFR48/B01	SF480		SH480				
AFR50	AFR50/B01	SF500		SH500				
AFR53	AFR53/B01	SF530		SH530				
AFR55	AFR55/B01	SF550		SH550				
AFR58	AFR58/B01	SF580		SH550				
AFR60	AFR60/B01	SF600		SH600				
AFR63	AFR63/B01	SF630		SH630				
AFR65	AFR65/B01	SF650		SH650				
AFR70	AFR70/B01	SF700		SH700				
AFR75	AFR75/B01	SF750		SH750				
AFL4850B	AFL4850B/C02	SF480	SF500	SH480	SH500			
AFL5050B	AFL5050B/C02	SF500	SF500	SH500	SH500			
AFL5348A	AFL5348A/C02	SF530	SF480	SH530	SH480			
AFL5353A	AFL5353A/C02	SF530	SF530	SH530	SH530			








CROSS REFERENCE

CHAMPION AEROVANTAGE		FLAT		HYBRID		CLASSIC		REAR
Short Code	Long Code							
AFL5545B	AFL5545B/C02	SF550	SF450	SH550	SH450			
AFL5545E	AFL5545E/C02	SF550	SF450	SH550	SH450			
AFL5553B	AFL5553B/C02	SF550	SF530	SH550	SH530			
AFL5555J	AFL5555J/C02	SF550	SF550	SH550	SH550			
AFL5555K	AFL5555K/C02	SF550	SF550	SH550	SH550			
AFL5845E	AFL5845E/C02	SF580	SF450	SH550	SH450			
AFL5853G	AFL5853G/C02	SF580	SF530	SH550	SH530			
AFL6035A	AFL6035A/C02	SF600	SF350	SH600	SH350			
AFL6038A	AFL6038A/C02	SF600	SF380	SH600	SH380			
AFL6040A	AFL6040A/C02	SF600	SF400	SH600	SH400			
AFL6040E	AFL6040E/C02	SF600	SF400	SH600	SH400			
AFL6040F	AFL6040F/C02	SF600	SF400	SH600	SH400			
AFL6040G	AFL6040G/C02	SF600	SF400	SH600	SH400			
AFL6045A	AFL6045A/C02	SF600	SF450	SH600	SH450			
AFL6045G	AFL6045G/C02	SF600	SF450	SH600	SH450			
AFL6048A	AFL6048A/C02	SF600	SF480	SH600	SH480			
AFL6048B	AFL6048B/C02	SF600	SF480	SH600	SH480			
AFL6048E	AFL6048E/C02	SF600	SF480	SH600	SH480			
AFL6048F	AFL6048F/C02	SF600	SF480	SH600	SH480			
AFL6050F	AFL6050F/C02	SF600	SF500	SH600	SH500			
AFL6053A	AFL6053A/C02	SF600	SF530	SH600	SH530			
AFL6055B	AFL6055B/C02	SF600	SF550	SH600	SH550			
AFL6060E	AFL6060E/C02	SF600	SF600	SH600	SH600			
AFL6538A	AFL6538A/C02	SF650	SF380	SH650	SH380			
AFL6538B	AFL6538B/C02	SF650	SF380	SH650	SH380			
AFL6540A	AFL6540A/C02	SF650	SF400	SH650	SH400			
AFL6540B	AFL6540B/C02	SF650	SF400	SH650	SH400			
AFL6540G	AFL6540G/C02	SF650	SF400	SH650	SH400			
AFL6543E	AFL6543E/C02	SF650	SF430	SH650	SH430			
AFL6545D	AFL6545D/C02	SF650	SF450	SH650	SH450			
AFL6545F	AFL6545F/C02	SF650	SF450	SH650	SH450			
AFL6548A	AFL6548A/C02	SF650	SF480	SH650	SH480			
AFL6548E	AFL6548E/C02	SF650	SF480	SH650	SH480			
AFL6548G	AFL6548G/C02	SF650	SF480	SH650	SH480			
AFL6550A	AFL6550A/C02	SF650	SF550	SH650	SH550			
AFL6553F	AFL6553F/C02	SF650	SF530	SH650	SH530			
AFL6555A	AFL6555A/C02	SF650	SF550	SH650	SH550			
AFL6560B	AFL6560B/C02	SF650	SF600	SH650	SH600			
AFL6565E	AFL6565E/C02	SF650	SF650	SH650	SH650			
AFL6858A	AFL6858A/C02	SF700	SF580	SH700	SH580			
AFL6863A	AFL6863A/C02	SF680	SF630	SH650	SH630			
AFL7055	AFL7055/C02	SF700	SF550	SH700	SH550			
AFL7055B	AFL7055B/C02	SF700	SF550	SH700	SH550			
AFL8070A	AFL8070A/C02	SF750	SF700	SH750	SH700			
AFL8075E	AFL8075E/C02	SF750	SF750	SH750	SH750			
AFU5555	AFU5555/C02	SF550	SF550	SH550	SH550			
AFU5853B	AFU5853B/C02	SF580	SF530	SH550	SH530			
AFU6040A	AFU6040A/C02	SF600	SF400	SH600	SH400			
AFU6058C	AFU6058C/C02	SF600	SF580	SH600	SH580			
AFU6555G	AFU6555G/C02	SF650	SF550	SH650	SH550			
AFU6555H	AFU6555H/C02	SF650	SF550	SH650	SH550			
AFU6558B	AFU6558B/C02	SF650	SF680	SH650	SH680			
AFU6565A	AFU6565A/C02	SF650	SF650	SH650	SH650			
AFU6565B	AFU6565B/C02	SF650	SF650	SH650	SH650			
AFU6565E	AFU6565E/C02	SF650	SF650	SH650	SH650			
AFU6565J	AFU6565J/C02	SF650	SF650	SH650	SH650			
AFU7060B	AFU7060B/C02	SF700	SF600	SH700	SH600			
AFU7065B	AFU7065B/C02	SF700	SF650	SH700	SH650			
AFU7065E	AFU7065E/C02	SF700	SF650	SH700	SH650			
AFU7070E	AFU7070E/C02	SF700	SF700	SH700	SH700			

CROSS REFERENCE








CHAMPION AEROVANTAGE		FLAT		HYBRID		CLASSIC		REAR
Short Code	Long Code							
AFU7565A	AFU7565A/C02	SF750	SF650	SH750	SH650			
AFU7565G	AFU7565G/C02	SF750	SF650	SH750	SH650			
AFU7570E	AFU7570E/C02	SF750	SF700	SH750	SH700			
AFU7575A	AFU7575A/C02	SF750	SF750	SH750	SH750			
AHL35	AHL35/B01	SF350		SH350				
AHL40	AHL40/B01	SF400		SH400				
AHL45	AHL45/B01	SF450		SH450				
AHL48	AHL48/B01	SF480		SH480				
AHL50	AHL50/B01	SF500		SH500				
AHL55	AHL55/B01	SF550		SH550				
AHL60	AHL60/B01	SF600		SH600				
AHL65	AHL65/B01	SF650		SH650				
A29	A29/B01					SB280		
A33	A33/B01					SB330		
A36	A36/B01					SB350		
A38	A38/B01					SB380		
A41	A41/B01					SB400		
A43	A43/B01					SB430		
A45	A45/B01					SB450		
A48	A48/B01					SB480		
A51	A51/B01					SB500		
A53	A53/B01					SB530		
A55	A55/B01					SB550		
A58	A58/B01					SB580		
A60	A60/B01					SB600		
A61	A61/B01					SB600		
A65	A65/B01					SB650		
A70	A70/B01					SB700		
AW60	AW60/B01					37602		
AW65	AW65/B01					37652		
A5050	A5050/B02					SB500	SB500	
A5841	A5841/B02					SB580	SB400	
A6051	A6051/B02					SB600	SB500	
A6555	A6555/B02					SB650	SB550	
A6565	A6565/B02					SB650	SB650	
A7065	A7065/B02					SB700	SB650	
AW6060	AW6060/B02					SB600	SB600	
AW6555	AW6555/B02					SB650	SB550	
AS45	AS45/B01					SB450		
AS48	AS48/B01					SB480		
AS51	AS51/B01					SB500		
AS53	AS53/B01					SB530		
AS55	AS55/B01					SB550		
AS60	AS60/B01					SB600		
AS65	AS65/B01					SB650		
AS70	AS70/B01					SB700		
AS4545	AS4545/B02					SB450	SB450	
AS4548	AS4548/B02					SB450	SB480	
AS4848	AS4848/B02					SB480	SB480	
AS5145	AS5145/B02					SB500	SB480	
AS5148	AS5148/B02					SB500	SB480	
AS5345	AS5345/B02					SB530	SB450	
AS5348	AS5348/B02					SB530	SB480	
AS5541	AS5541/B02					SB550	SB400	
AS5545	AS5545/B02					SB550	SB450	
AS5548	AS5548/B02					SB550	SB480	
AS5551	AS5551/B02					SB550	SB500	
AS5555	AS5555/B02					SB550	SB550	
AS6048	AS6048/B02					SB600	SB480	
AS6060	AS6060/B02					SB600	SB600	

CROSS REFERENCE

CHAMPION AEROVANTAGE		FLAT  		HYBRID  		CLASSIC  		REAR 
Short Code	Long Code							
AS6541	AS6541/B02					SB650	SB400	
ASC5348	ASC5348/B02					SB530	SB480	
ASC5353	ASC5353/B02					SB530	SB530	
ASC5553	ASC5553/B02					SB550	SB530	
ASC6055	ASC6055/B02					SB600	SB550	
ASW7065	ASW7065/B02					36700	36650	

CHAMPION REAR

AP23	AP23/B01							BF250
AP28	AP28/B01							BF280
AP29	AP29/B01							BF280
AP30	AP30/B01							BF300
AP30A	AP30A/B01							BF300
AP30B	AP30B/B01							BF300
AP31	AP31/B01							BF300
AP34	AP34/B01							BF350
AP35	AP35/B01							BF350
AP35A	AP35A/B01							BF350
AP35B	AP35B/B01							BF350
AP37	AP37/B01							BF380
AP38	AP38/B01							BF380
AP40	AP40/B01							BF400

CHAMPION EASY VISION		FLAT  		HYBRID  		CLASSIC  		REAR 
Short Code	Long Code							
EF35	EF35/B01	SF350		SH350				
EF38	EF38/B01	SFSF0		SH450				
EF40	EF40/B01	SF400		SH400				
EF43	EF43/B01	SF430		SH430				
EF45	EF45/B01	SF450		SH450				
EF48	EF48/B01	SF430		SH430				
EF50	EF50/B01	SF500		SH500				
EF53	EF53/B01	SF530		SH530				
EF55	EF55/B01	SF550		SH550				
EF58	EF58/B01	SF580		SH550				
EF60	EF60/B01	SF600		SH600				
EF65	EF65/B01	SF650		SH650				
EF70	EF70/B01	SF700		SH700				
EF75	EF75/B01	SF750		SH700				
EF80	EF80/B01	SF750		SH700				
ER35	ER35/B01	SF350		SH350				
ER40	ER40/B01	SF400		SH400				
ER43	ER43/B01	SF430		SH430				
ER45	ER45/B01	SF450		SH450				
ER48	ER48/B01	SF480		SH480				
ER50	ER50/B01	SF500		SH500				
ER51	ER51/B01	SF500		SH500				
ER53	ER53/B01	SF530		SH530				
ER55	ER55/B01	SF550		SH550				
ER60	ER60/B01	SF600		SH600				
ER65	ER65/B01	SF650		SH650				
ER70	ER70/B01	SF700		SH700				
E29	E29/B01					SB280		
E33	E33/B01					SB330		
E36	E36/B01					SB350		
E38	E38/B01					SB380		
E41	E41/B01					SB400		
E43	E43/B01					SB430		
E45	E45/B01					SB450		
E48	E48/B01					SB480		
E51	E51/B01					SB500		

CROSS REFERENCE

CHAMPION EASY VISION		FLAT		HYBRID		CLASSIC		REAR
Short Code	Long Code							
E53	E53/B01					SB530		
E55	E55/B01					SB550		
E60	E60/B01					SB600		
E65	E65/B01					SB650		
E33	E33/B02					SB330	SB330	
E36	E36/B02					SB350	SB350	
E38	E38/B02					SB380	SB380	
E41	E41/B02					SB400	SB400	
E45	E45/B02					SB450	SB450	
E48	E48/B02					SB480	SB480	
E51	E51/B02					SB500	SB500	
E53	E53/B02					SB530	SB530	
E55	E55/B02					SB550	SB550	
E33	E33/W10					SB330		
E36	E36/W10					SB350		
E38	E38/W10					SB380		
E41	E41/W10					SB400		
E45	E45/W10					SB450		
E48	E48/W10					SB480		
E51	E51/W10					SB500		
E53	E53/W10					SB530		
E55	E55/W10					SB550		
E60	E60/W10					36600		

CHAMPION EASY VISION REAR








AP23	AP23/B01							BF250
AP28	AP28/B01							BF280
AP29	AP29/B01							BF280
AP30	AP30/B01							BF300
AP30A	AP30A/B01							BF300
AP30B	AP30B/B01							BF300
AP31	AP31/B01							BF300
AP34	AP34/B01							BF350
AP35	AP35/B01							BF350
AP35A	AP35A/B01							BF350
AP35B	AP35B/B01							BF350
AP37	AP37/B01							BF380
AP38	AP38/B01							BF380
AP40	AP40/B01							BF400

SWF		FLAT		HYBRID		CLASSIC		REAR
Short Code	Long Code							








SWF DAS ORIGINAL

116109		SF450		SH450		SB450		
116112		SF500		SH500		SB500		
116116						SB280		
116117						SB280		
116119		SF350		SH350		SB350		
116120		SF380		SH380		SB380		
116121		SF400		SH400		SB400		
116122		SF400		SH400		SB400		
116124		SF430		SH430		SB430		
116125		SF450		SH450		SB450		
116129		SF480		SH480		SB480		
116131		SF650		SH650		SB650		
116133		SF530		SH530		SB530		
116134		SF530		SH530		SB530		
116135		SF600		SH600		SB600		
116136		SF530		SH530		SB530		
116137		SF650		SH650		SB650		
116140		SF700		SH700		SB700		








CROSS REFERENCE

SWF		FLAT		HYBRID		CLASSIC		REAR
Short Code	Long Code							
116141		SF580		SH550		SB580		
116148		SF600		SH600		SB600		
116153		SF650		SH650		SB650		
116154		SF550		SH550		SB550		
116162		SF450		SH450		SB450		
116166		SF550		SH550		SB550		
116168		SF650		SH650		SB650		
116172		SF350		SH350		SB350		
116174		SF400		SH400		SB400		
116176		SF450		SH450		SB450		
116177		SF480		SH480		SB480		
116178		SF500		SH500		SB500		
116179		SF530		SH530		SB530		
116180		SF550		SH550		SB550		
116183		SF600		SH600		SB600		
116185		SF650		SH650		SB600		
116187		SF700		SH700		SB700		
116191		SF550		SH550		SB550		
116192		SF480		SH480		SB480		
116194		SF600		SH600		SB600		
SWF FAST MOVER PROGRAMME								
116301		SF450	SF450	SH450	SH450	SB450	SB450	
116304		SF580	SF580	SH550	SH550	SB580	SB580	
116307		SF500	SF450	SH500	SH450	SB500	SB450	
116310		SF530	SF480	SH530	SH480	SB530	SB480	
116311		SF530	SF480	SH530	SH480	SB530	SB480	
116313		SF530	SF500	SH530	SH500	SB530	SB500	
116334		SF650	SF580	SH650	SH550	SB650	SB580	
116335		SF500	SF480	SH500	SH480	SB500	SB480	
116337		SF600	SF600	SH600	SH600	SB600	SB600	
116339		SF550	SF500	SH550	SH500	SB550	SB500	
116340		SF600	SF530	SH600	SH530	SB600	SB530	
116341		SF600	SF600	SH600	SH600	SB600	SB600	
116342		SF550	SF550	SH550	SH550	SB550	SB550	
116343		SF550	SF550	SH550	SH550	SB550	SB550	
116346		SF600	SF450	SH600	SH450	SB600	SB450	
116348		SF550	SF550	SH550	SH500	SB550	SB550	
116351		SF530	SF480	SH530	SH480	SB530	SB480	
116352		SF650	SF650	SH650	SH650	SB650	SB650	
116365		SF700	SF650	SH700	SH650	SB700	SB650	
116366		SF530	SF530	SH530	SH530	SB530	SB530	
SWF DAS ORIGINAL SPOILER								
116601		SF400		SH400		SB400		
116602		SF450		SH450		SB450		
116604		SF500		SH500		SB500		
116606		SF550		SH550		SB550		
116607		SF530		SH530		SB530		
116612		SF600		SH600		SB600		
116615		SF600		SH600		SB600		
116616		SF600		SH600		SB600		
116618		SF650		SH650		SB650		
116619		SF600		SH600		SB600		
116622		SF700		SH700		SB700		
116623		SF480		SH480		SB480		
SWF VISIOFLEX								
119251		SF480	SF480	SH480	SH480			
119252		SF500	SF500	SH500	SH500			
119253		SF550	SF550	SH550	SH550			
119254		SF580	SF450	SH550	SH450			
119255		SF550	SF450	SH550	SH450			








CROSS REFERENCE

SWF		FLAT		HYBRID		CLASSIC		REAR
Short Code	Long Code							
119256		SF580	SF530	SH550	SH530			
119257		SF480	SF500	SH480	SH500			
119258		SF550	SF550	SH550	SH550			
119259		SF550	SF550	SH550	SH550			
119260		SF600	SF380	SH600	SH380			
119261		SF600	SF480	SH600	SH480			
119262		SF600	SF380	SH600	SH380			
119263		SF450	SF480	38450	38480			
119264		SF650	SF480	SH650	SH480			
119265		SF650	SF400	SH650	SH400			
119267		SF530	SF580	SH530	SH550			
119268		SF600	SF500	SH600	SH500			
119269		SF650	SF350	SH650	SH350			
119270		SF600	SF450	SH600	SH450			
119271		SF650	SF400	SH650	SH400			
119272		SF650	SF450	SH650	SH450			
119273		SF650	SF480	SH650	SH480			
119274		SF650	SF450	SH650	SH450			
119275		SF600	SF600	SH600	SH600			
119276		SF600	SF480	SH600	SH480			
119277		SF600	SF450	SH600	SH450			
119278		SF650	SF350	SH650	SH350			
119280		SF600	SF580	SH600	SH550			
119281		SF650	SF650	SH650	SH650			
119282		SF650	SF500	SH650	SH500			
119283		SF600	SF400	SH600	SH400			
119284		SF600	SF480	SH600	SH480			
119285		SF500	SF450	SH500	SH450			
119286		SF550	SF480	SH550	SH480			
119287		SF600	SF400	SH600	SH400			
119288		SF600	SF480	SH600	SH480			
119289		SF550	SF380	SH550	SH380			
119290		SF600	SF350	SH600	SH350			
119291		SF600	SF400	SH600	SH400			
119292		SF550	SF530	SH550	SH530			
119293		SF550	SF550	SH550	SH550			
119294		SF600	SF500	SH600	SH500			
119296		SF600	SF500	SH600	SH500			
119297		SF600	SF500	SH600	SH500			
119298		SF600	SF450	SH600	SH450			
119299		SF600	SF600	SH600	SH600			
119300		SF600	SF380	SH600	SH380			
119301		SF530	SF480	SH530	SH480			
119303		SF530	SF530	SH530	SH530			
119304		SF500	SF350	SH500	SH350			
119305		SF600	SF480	SH600	SH480			
119308		SF580	SF580	SH550	SH550			
119311		SF630	SF630	SH600	SH600			
119312		SF600	SF480	SH600	SH480			
119313		SF550	SF480	SH550	SH480			
119315		SF530	SF530	SH530	SH530			
119316		SF500	SF500	SH500	SH500			
119318		SF500	SF500	SH500	SH500			
119319		SF530	SF480	SH530	SH480			
119321		SF530	SF530	SH530	SH530			
119322		SF530	SF530	SH530	SH530			
119323		SF550	SF550	SH550	SH550			
119324		SF550	SF550	SH550	SH550			
119325		SF530	SF480	SH530	SH480			
119326		SF530	SF530	SH530	SH530			

CROSS REFERENCE

SWF		FLAT		HYBRID		CLASSIC		REAR
Short Code	Long Code							
119327		SF550	SF580	SH550	SH550			
119328		SF550	SF450	SH550	SH450			
119329		SF600	SF600	SH600	SH600			
119330		SF600	SF400	SH600	SH400			
119332		SF600	SF450	SH600	SH450			
119334		SF650		SH650				
119335		SF750	SF750	SH750	SH750			
119336		SF650	SF650	SH650	SH650			
119339		SF630	SF580	SH600	SH550			
119340		SF600	SF600	SH600	SH600			
119348		SF600	SF600	SH600	SH600			
119349		SF550	SF480	SH550	SH480			
119350		SF550	SF580	SH550	SH550			
119351		SF650	SF430	SH650	SH430			
119352		SF650	SF380	SH650	SH380			
119353		SF550	SF550	SH550	SH550			
119354		SF550	SF550	SH550	SH550			
119355		SF600	SF480	SH600	SH480			
119356		SF600	SF550	SH600	SH550			
119357		SF600	SF580	SH600	SH550			
119358		SF580	SF580	SH550	SH550			
119359		SF600	SF550	SH600	SH550			
119360		SF600	SF600	SH600	SH600			
119361		SF600	SF600	SH600	SH600			
119362		SF550	SF400	SH550	SH400			
119363		SF600	SF480	SH600	SH480			
119365		SF650	SF400	SH650	SH400			
119367		SF550	SF480	SH550	SH480			
119369		SF580	SF450	SH550	SH450			
119370		SF550	SF550	SH550	SH550			
119371		SF600	SF430	SH600	SH430			
119372		SF600	SF550	SH600	SH550			
119373		SF600	SF550	SH600	SH550			
119374		SF600	SF500	SH600	SH500			
119375		SF550	SF550	SH550	SH550			
119376		SF580	SF480	SH550	SH480			
119378		SF600	SF400	SH600	SH400			
119380		SF650	SF550	SH650	SH550			
119381		SF650	SF650	SH650	SH650			
119382		SF700	SF600	SH700	SH600			
119383		SF700	SF700	SH700	SH700			
119384		SF650	SF480	SH650	SH480			
119385		SF650	SF400	SH650	SH400			
119387		SF580	SF530	SH550	SH530			
119388		SF650	SF600	SH650	SH600			
119389		SF700	SF700	SH700	SH700			
119390		SF650	SF500	SH650	SH500			
119391		SF700	SF600	SH700	SH600			
119392		SF580	SF530	SH550	SH530			
119393		SF650	SF480	SH650	SH480			
119394		SF650	SF430	SH650	SH430			
119395		SF650	SF580	SH650	SH550			
119396		SF650	SF400	SH650	SH400			
119397		SF700	SF530	SH700	SH530			
119398		SF700	SF650	SH700	SH650			
119399		SF700	SF550	SH700	SH550			
119401		SF700	SF650	SH700	SH650			
119402		SF700	SF650	SH700	SH650			
119403		SF650	SF550	SH650	SH550			
119404		SF650	SF650	SH650	SH650			








CROSS REFERENCE

SWF		FLAT		HYBRID		CLASSIC		REAR
Short Code	Long Code							
119407		SF650	SF600	SH650	SH600			
119408		SF650	SF450	SH650	SH450			
119412		SF650	SF380	SH650	SH380			
119414		SF650	SF500	SH650	SH500			
119415		SF650	SF650	SH650	SH650			
119416		SF650	SF550	SH650	SH550			
119418		SF650	SF480	SH650	SH480			
119420		SF650	SF800	SH650	SH400			
119422		SF650	SF650	SH650	SH650			
119424		SF580	SF580	SH550	SH550			
119426		SF700	SF550	SH700	SH500			
119427		SF630	SF400	SH600	SH400			
119428		SF650	SF380	SH650	SH380			
119429		SF650	SF400	SH650	SH400			
119430		SF650	SF600	SH650	SH600			
119431		SF650	SF480	SH650	SH480			
119432		SF650	SF530	SH650	SH530			
119435		SF650	SF580	SH650	SH550			
119437		SF650	SF530	SH650	SH530			
119438		SF650	SF650	SH650	SH650			
119439		SF700	SF700	SH700	SH700			
119441		SF700	SF400	SH700	SH400			
119442		SF700	SF580	SH700	SH550			
119443		SF750	SF700	SH750	SH700			
119444		SF700	SF630	SH700	SH600			
119445		SF700	SF700	SH700	SH700			
119446		SF700	SF650	SH700	SH650			
119447		SF750	SF630	SH750	SH600			
119448		SF750	SF650	SH750	SH650			
119449		SF750		SH700				
119451		SF750	SF750	SH700	SH700			
119452		SF750	SF650	SH750	SH650			
119454		SF750	SF750	SH700	SH700			
119455		SF750	SF700	SH700	SH700			
119456		SF750	SF650	SH700	SH650			
119457		SF750	SF700	SH700	SH700			
119458		SF750	SF750	SH700	SH700			
119459		SF700	SF380	SH700	SH380			
119460		SF750	SF500	SH750	SH500			
119472		SF550	SF550					
119473		SF600	SF480					
119474		SF600	SF550					
119475		SF650	SF480					
119476		SF700	SF450					

SWF VISIOFLEX UPGRADE PROGRAM

119710		SF480	SF480	SH480	SH480	SB480	SB480	
119711		SF480	SF480	SH480	SH480	SB480	SB480	
119725		SF530	SF450	SH530	SH450	SB530	SB450	
119726		SF530	SF500	SH530	SH500	SB530	SB500	
119727		SF530	SF530	SH530	SH530	SB530	SB530	
119728		SF530	SF480	SH530	SH480	SB530	SB480	
119729		SF530	SF450	SH530	SH450	SB530	SB450	
119739		SF500	SF450	SH500	SH450	SB500	SB450	
119740		SF550	SF480	SH550	SH480	SB550	SB480	
119741		SF550	SF500	SH550	SH500	SB550	SB500	
119742		SF550	SF500	SH550	SH500	SB550	SB500	
119743		SF550	SF530	SH550	SH530	SB550	SB530	
119744		SF550	SF400	SH550	SH400	SB550	SB400	
119745		SF580	SF500	SH550	SH500	SB580	SB500	
119746		SF600	SF500	SH600	SH500	SB600	SB500	

CROSS REFERENCE








SWF		FLAT		HYBRID		CLASSIC		REAR
Short Code	Long Code							
119760		SF600	SF400	SH600	SH600	SB600	SB400	
119761		SF600	SF450	SH600	SH450	SB600	SB450	
119762		SF600	SF480	SH600	SH480	SB600	SB480	
119763		SF600	SF500	SH600	SH500	SB600	SB500	
119764		SF600	SF530	SH600	SH530	SB600	SB530	
119780		SF650	SF400	SH650	SH400	SB650	SB400	
119781		SF600	SF550	SH600	SH550	SB600	SB550	
119782		SF650	SF550	SH650	SH550	SB650	SB550	
119783		SF650		SH650		SB650		
119785		SF700	SF650	SH700	SH650	SB700	SB650	
119786		SF530	SF500	SH530	SH500	SB530	SB500	

SWF VISIOFLEX UNIVERSAL PROGRAM

119835		SF350		SH350		SB350		
119838		SF380		SH380		SB380		
119840		SF400		SH400		SB400		
119845		SF450		SH450		SB450		
119848		SF480		SH480		SB480		
119850		SF500		SH500		SB500		
119853		SF530		SH530		SB530		
119855		SF550		SH550		SB550		
119860		SF600		SH600		SB600		
119865		SF650		SH650		SB650		

SWF REAR BLADE PROGRAMME

116500								BF250
116505								BF250
116506								BF250
116510								BF300
116513								BF300
116514								BF300
116515								BF300
116516								BF300
116520								BF300
116530								BF280
116531								BF350
116532								BF350
116533								BF350
116540								BF350
116546								BF350
116550								BF400
116555								BF400

SWF TRUCK		FLAT		HYBRID		CLASSIC		REAR
Short Code	Long Code							
132502						SB500		
132551						SB550		
132601						ST602		
132602						ST602		
132651						ST652		
132560						ST550		
132603						ST600		
132652						ST650		
132702						ST700		
132703						ST700		
132704						ST700		
132705						ST701		
132801						ST800		
132801						ST800		
132900						ST900		
132901						ST901		
132000						ST100		
132001						ST101		



see clearly, drive safely

**Vederci bene
e in qualunque situazione.**

See clearly, in any situation.

Voir clairement et en toute situation.

Ver bien y en cualquier situación.

Gute Sicht in allen Situationen.

Видеть ясно в любой ситуации.

Widzie dobrze i w ka dej sytuacji.

Για να βλέπουμε καλά, κάτω από οποιαδήποτε συνθήκες.



©2020. È vietata la riproduzione, anche parziale, del contenuto del presente catalogo senza preventiva autorizzazione scritta di **Top Light Italia Srl**, che tutelerà i propri diritti a termine di legge.

©2020. Reproduction, even partial, of the content of this catalogue is prohibited without prior written authorisation from **Top Light Italia Srl**, who will defend its rights according to the law.

©2020. La reproduction, même partielle, du contenu de ce catalogue sans autorisation écrite préalable de **Top Light Italia Srl**, qui défendra ses droits conformément à la loi, est strictement interdite.

©2020. Queda prohibida la reproducción, incluso parcial, del contenido del presente catálogo sin la previa autorización por escrito de **Top Light Italia Srl**, que tutelarà sus derechos dentro de los términos de la ley.

©2020. Der Nachdruck des Inhalts ist, auch nicht in Auszügen, ohne vorherige schriftliche Genehmigung seitens **Top Light Italia Srl** verboten, die ihre gesetzlichen Recht in Anspruch nimmt.

© 2020. Запрещено воспроизводство, даже частичное, содержимого каталога без предварительного письменного разрешения компании **Top Light Italia Srl**, которая будет защищать свои права в соответствии с законом.

© 2020. Powielanie, nawet częściowe, treści tego dokumentu jest zabronione katalog bez uprzedniej pisemnej zgody **Top Light Italia Srl**, która będzie chronić swoje prawa przez prawo.

© 2020. Απαγορεύεται η αναπαραγωγή, ακόμη και μερική, του περιεχομένου αυτού του καταλόγου χωρίς προηγούμενη έγγραφη εξουσιοδότηση της **Top Light Italia Srl**. Όποιος το κάνει θα πρέπει να υπερασπιστεί τα δικαιώματά του σύμφωνα με το νόμο.



Top Light Italia Srl

Viale Bartolomeo D'Alviano, 43
36100 Vicenza · Italy

info@toplight-italia.com
www.toplight-italia.com



 follow us on
facebook